



**INDUSTRIAL TOOLING**

# REDEFINING WOODWORKING®

An industry leader for more than 35 years, Amana Tool® specializes in industrial quality solid carbide, carbide insert and carbide-tipped cutting tools for the woodworking, plastics and aluminum industry providing solutions to large factories, cabinet shops and hobbyists at all levels. Amana Tool's full line of industrial-quality woodworking tools includes saw blades, router bits, shaper cutters, boring bits and more.

Amana Tool® was founded in 1972 and has its corporate headquarters located in Farmingdale, New York, USA. We are recognized as a leading tool provider for industries worldwide with products of the highest quality and innovation.

Due to our vast experience, use of high-quality raw materials, technological know-how and research & development, Amana Tool® continues to provide solutions for the entire woodworking industry, while meeting the challenges of materials in the marketplace, such as MDF, solid surface, plastics, aluminum and other man-made materials.

Aside from our uncompromising engineering and quality, our customer service department provides outstanding sales and technical advice. Our affiliation with master craftsman Lonnie Bird has helped us develop innovative tools and solutions for real projects that woodworkers have been long awaiting. Our Q & A column on our website is thriving with real questions and solutions for today's woodworker.

Relationships with large furniture plants have enabled us to develop new tooling that is both unique and on the cutting edge of technology - providing real time solutions for heavy production cabinet and furniture manufacturers for nearly every application.

***You can always count on our commitment to offer high quality, innovative products for all your woodworking needs.***

**WARNING:** NO PART OF THIS CATALOG MAY BE REPRODUCED IN ANY FORM WITHOUT PRIOR WRITTEN APPROVAL FROM THE AMANA TOOL® CORPORATION HEADQUARTERS, NEW YORK.

**WARRANTY:** ALL AMANA TOOL® PRODUCTS ARE WARRANTED TO BE FREE FROM DEFECTS IN MATERIAL AND/OR WORKMANSHIP, PROVIDED THAT THE TOOLS ARE PROPERLY MAINTAINED AND THERE IS NO EVIDENCE OF ABUSE OR MISUSE.

**AMANA TOOL® IS NOT RESPONSIBLE FOR TYPOGRAPHICAL ERRORS. ALL SPECIFICATIONS IN THIS CATALOG ARE SUBJECT TO CHANGE WITHOUT NOTICE.**



## **BROWSE OUR CATALOG ONLINE**

For the latest tool information, tool setup, tips and techniques.

**[www.amanatool.com](http://www.amanatool.com)**



NORTH AMERICAN  
BUILDING  
MATERIAL  
DISTRIBUTION  
ASSOCIATION

AWFS  
ASSOCIATION OF  
WOODWORKING  
& FURNISHINGS  
SUPPLIERS



## ROUTER BITS

1-188

Aluminum .....	26-27
Beading .....	73-77
Box Joint / Finger Joint / Drawer Lock .....	119-121
Bullose .....	76
Cabinet Door Edge .....	138-139
Chamfer .....	69-71
CNC Feed Rates .....	184-185
Compression Spiral, Solid Carbide .....	13-17
Core Box / Bowl & Tray / Ball End .....	60-63
Corner Round .....	72-76
Diamond (PCD) Polycrystalline .....	16
Divided Light Door Set .....	150
Door Making, Cabinet .....	130-153
Dovetail .....	111-115
EZ-Change™ (Ocemco) .....	38
Finger Grip / Door Lip .....	158-160
Flooring Solutions .....	128-129
Flush Trim / No File™ / Dynabit™ .....	32-37
Flush Trim, Solid Carbide .....	39-40
Handrail / Table Edge .....	108-110
In-Groove,™ Insert CNC .....	52-53
In-Tech,™ Insert .....	96-97
Instile & Rail™ System / Stile & Rail Sets .....	130-137
Invectra™ .....	27
Jointing Bits .....	124
Lock Miter / Edge Banding .....	122-123
Lonnie Bird Projects .....	152-157
MDF Cabinet Door .....	147-149
Miniature Bits .....	56
Molding / Edging .....	77-81
Molding / Multi Form .....	98-107
Mortising .....	28-31
Nova™ System, Insert .....	82-83
Panel Pilot (Solid Carbide & HSS) .....	23-25
Plastic .....	18-20
Plunge, Straight .....	2-12
Profiling .....	84-91
Rabbet .....	92-95
Raised Panel .....	140-146
Round Over Bead / Groove Plunge .....	64-68
Router Bit Introduction .....	VIII
Router Bit Technology .....	181-183
Router Bit Visual Index .....	VI-VII
Safety Guidelines .....	186-188
Signmaking & 'V' Groove .....	48-57
Slot Cutter / EZ-Dial™ .....	116-118
Solid Carbide Spirals .....	13-27
Solid Surface .....	161-180
Spiral Compression, Solid Carbide .....	13-17
Spoilboard, Insert .....	46-47
Stile & Rail Sets / Instile & Rail™ System .....	130-137
Straight Plunge / Specialty Plunge .....	2-12
Stub Spindle & Cope .....	151
T-Slot / Screw Slot / Amerock Hinge / Keyhole .....	58-59
Table Edge / Handrail .....	108-110
Tambour Set .....	154-155
Tongue & Groove / 'V' Panel .....	125-127
Trim / Solid Carbide Panel Pilot .....	40-45
'V' Groove & Signmaking .....	48-57
Window Sill .....	159

## REPLACEMENT PARTS

189-206

Arbors / Hex Nuts / Screws / Keys .....	195-198
Ball Bearings, Steel & Ultra-Glide™ .....	192-194
Carbide Insert Knives .....	203-206
CNC Adapters / Holders / Retaining Studs .....	200-201
CNC Collets / Keys .....	202
Replacement Parts Index .....	190-191
Template Guide / Reduce Bushings .....	199

## BORING/DRILLING BITS

207-226

Adjustable Countersink / Depth-Stops .....	225
Brad Point .....	207-209
Carbide Tipped Countersinks .....	220-222
Countersinks for Boring Machines / Metric .....	212
Ditec™ .....	211
Face Frame / Plug Cutter .....	223
Forstner Bits .....	226
Hinge Boring .....	213-215
Metric Boring Drills / Adapters & Bushings .....	216
Plug Cutter / Face Frame .....	223
Replacement Chucks .....	217
Rosette Cutter System .....	218-219
RTA Drills / Countersinks .....	224
Through Hole ('V' Point) .....	210

## SAW BLADES

227-268

Aluminum, Non-Ferrous Metal .....	243
Cut-Off / Crosscut .....	233-236
Dado Sets .....	255-257
Ditec .....	245-248
Edgebander Trim Saw .....	248
EZ-Dial™ Scoring System .....	249
General Purpose / Combination .....	231-232
Groover .....	258
Hollow Ground .....	239
Melamine & Laminate .....	240-241
Miter / Double Miter .....	237-238
Non-Ferrous Metal, Aluminum .....	243
Non-Melt, Plastic .....	242
Panel Saw & Conical .....	251-254
Plate Joinery / Portable Blades .....	258-260
Plastic, Non Melt .....	242
Prestige™ .....	228
Radial Arm / Holz-Her .....	244
Re-Boring .....	262-263
Reduction Bushings / Stabilizer / Stiffener .....	261
Rip / Glue Line .....	229-230
Safety Guidelines .....	266-268
Scoring .....	250
Solid Surface .....	241
Technical Information .....	264-265

## SHAPER CUTTERS

269-312

Dado / Groover Set, Prestige™ Adjustable .....	271
Flooring .....	292
Instile & Rail™ System .....	296
Raised Panel .....	306-312
Stile & Rail, Reversible .....	270-289
Stile and Rail Sets .....	292-305
Wainscot / Paneling Cutters by Lonnie Bird .....	290-291

## INSERT SHAPER CUTTERS

313-334

Arbors / Hex Nuts / Screws / Keys .....	195-198
Ball Bearing Rub Collars / Bushings .....	332-334
Chamfer .....	320
Glue Joint .....	322
Groover & Rabbet .....	314-318
Instile & Rail™ System .....	326
Lamello .....	323
Lock Miter / Finger Joint .....	320-321
Profiles .....	320
Profile-Pro™ System / Replacement Knives .....	327-331
Raised Panel .....	323-324
Spiral Planer / Jointing / Sanding Drum .....	319
Stile & Rail Sets .....	325
Tongue & Groove Sets .....	326

## PLANER/JOINTER KNIVES/HAND TOOLS

335-338


Corrugated Back Steel .....	337
Dicut Laminate Cutter / Scrapers .....	338
HSS Planer / Jointer Knives & Sets .....	335-336
Planer Knives .....	335-337
Solid Carbide Planer Knives .....	337

## GENERAL INFORMATION/INDEXES

Complete Alpha-Numeric Index .....	339-345
Conversion Table .....	346
Lonnie Bird Techniques .....	(Inside Back Cover)
Router Bit Visual Index .....	VI-VII

The specifications, current at time of publication, are intended for reference purposes and are subject to change without notice.

©2011 All rights reserved. No part of this catalog may be reproduced without written consent of Amana Tool Corp.



### THE SMALLEST

FLUSH TRIM BIT WITH A BALL BEARING

IN THE INDUSTRY!



### MINIATURE BITS

Featuring a 3/16" Dia. ball bearing for intricate contours

pg. 56



### INVECTRA™

Metal laminate trim bits

pg. 27

Recommended by  
**FORMICA®**  
for DecoMetal®



### SOLID CARBIDE MINI COMPRESSION BIT & ADAPTER

Smooth, chip-free cuts on both sides of material

pg. 57



### MINI CNC INSERT SPOILBOARD BIT

2+2 design for a super smooth finish

pg. 47



MINI  
DESIGN



### WOOD FLOORING SOLUTIONS

Build and install your own tongue & groove wood flooring

Router Bits  
pg. 128

Shaper Cutter Sets  
pg. 292

### CORNER ROUNDING 3D BITS

Perfect for shaping chairs or any furniture that has compound curves


pg. 75



### SOLID CARBIDE ROUGHING SPIRAL MULTI FLUTE

Designed for abrasive composite materials such as Carbon Fiber, Trespa® and Fiberglass.

pg. 21







## SOLID CARBIDE SPIRAL 'O' FLUTE PLASTIC & ALUMINUM BITS

Available in up & down-cut

Plastic  
pg. 18

Aluminum  
pg. 26

## PRESTIGE™ MIGHTY ADJUSTABLE DADO/GROOVER SET FOR SHAPERS

4-WING

Adjustable from 1/4" to 1"

pg. 271

Shim Set Included



## DOUBLE EDGE FOLDING 'V' GROOVE

Designed for cutting aluminum/plastic sandwich materials like Alucobond® and Dibond®.

pg. 20



## in-TECH™ INDUSTRIAL INSERT TECHNOLOGY

Priced comparably to brazed router bits with at least 4 times longer tool life


pgs. 96-97



## INSERT 'V' GROOVE

Designed for signmaking, lettering, miter folding and chamfering wood to a perfect joint!

pgs. 50-51



## GIN-GROOVE™ INSERT ENGRAVING SYSTEM

THE MOST VERSATILE SYSTEM

For signmaking, lettering & engraving

pgs. 52-53

Sold individually  
and as a Set




## EZ-CHANGE™

Quickly & easily change cutters without removing arbor from the router

pg. 38

Replaces  
OCMCO SYSTEM





## instyle™ & RAIL SYSTEM

## INSERT TONGUE & GROOVE SHAPER CUTTERS

The perfect fix for undersized plywood flat panel Mission Style cabinet doors.

pg. 326



<b>2-12</b> Straight Plunge 	<b>5</b> CNC Straight Plunge 	<b>6</b> Production Shear 	<b>9-11</b> CNC Insert Straight 	<b>13-27</b> Solid Carbide Spiral & Compression 	<b>16</b> CNC Diamond Compression 	<b>18-20</b> Spiral Plastic 'O' Flute 
<b>21</b> Abrasive Plunge Fiberglass Flush Trim 	<b>22</b> Patternmaking 	<b>23-25</b> Panel Pilot Carbide Tipped & HSS 	<b>26-27</b> Aluminum Spiral 'O' Flute 	<b>28-31</b> Mortising 	<b>32-33</b> Flush Trim Template 	<b>34-36</b> Flush Trim with Ball Bearing Guide 
<b>35</b> Insert Trim & Insert Plunge 	<b>36</b> No-File™ Trim 	<b>38</b> EZ-Change 	<b>39-40</b> Solid Carbide Spiral Trim 	<b>41,42,45</b> Bevel Trim 	<b>43-45</b> Solid Carbide Panel Pilot & Trim 	<b>45</b> Weatherseal Profile 
<b>46-47</b> Spoilboard 	<b>47</b> Mini Spoilboard 	<b>48-57</b> Signmaking/Lettering 	<b>49,51</b> 'V' Groove 	<b>53</b> In-Groove 	<b>56</b> Miniature Bits 	<b>60</b> Bowl & Tray 
<b>61</b> Ball End 	<b>62-63</b> Core Box 	<b>64</b> Classical Groove 	<b>65-67</b> Plunge Round Over & Plunge Beading 	<b>66</b> Plunge Form 	<b>69-71</b> Chamfer & Chamfer Assemblies 	<b>70</b> CNC Insert Adjustable Chamfer 





<b>72-75</b> Corner Round & Corner Round Assemblies 	<b>76</b> Bullnose 	<b>77-80</b> Cove & Bead 	<b>78,81,86</b> Classical & Ogee 	<b>82-83</b> NOVA™ Router Bit System 	<b>84</b> Convex Edging & Hand Grip 	<b>87-91</b> Edge Bead 
<b>92-95</b> Rabbet 	<b>93</b> CNC Insert Straight Rabbet 	<b>96-97</b> in-Tech™ 	<b>99</b> Base Molding 	<b>102-103</b> Crown Molding 	<b>104-106</b> Architectural & Special Interest Molding 	<b>107</b> Multi-Form 
<b>108-109</b> Table Edge 	<b>110</b> Handrail 	<b>111-115</b> Dovetail 	<b>116-118</b> E-Z Dial™ Slot Cutters 	<b>119-127</b> Joinery 	<b>126</b> Window Sash 	<b>127</b> Paneling 
<b>128-129</b> Flooring 	<b>132</b> Insert Mission Tongue & Groove 	<b>130-137</b> Stile & Rail 	<b>136</b> Insert Stile & Rail 	<b>138-139</b> Door Edge 	<b>140-146</b> Raised Panel 	<b>144-145</b> Insert Raised Panel 
<b>146</b> Vertical Raised Panel 	<b>147-149</b> CNC MDF Cabinet Door 	<b>150,151,157,158</b> Glass Windows/Doors 	<b>152-157</b> Lonnie Bird Projects 	<b>159</b> Finger Grip 	<b>160</b> Door Edge Door Lip 	<b>161-180</b> Solid Surface 

# EXPERIENCE THE QUALITY AND SAFETY OF AMANA TOOL® ROUTER BITS:

## “BG CERTIFIED” ANTI-KICKBACK ROUTER BITS

*Amana Tool® Router Bits Manufactured According to European Safety Standard EN-847-1/2*



This “BG Standard”/ EN-847-1/2 helps **minimize serious work accidents** in the woodworking industry for handheld and manual-fed machines.

Amana Tool® router bits are manufactured according to the five requirements of the EN-847-1/2 standard:

- Each tool features “anti-kickback” chip limiter to prevent the tool from “overfeeding” and kicking back the material to the machine operator. The standard also determines the maximum distance between the “anti-kickback” shape and the cutting edge.
- Protrusion of the knife from the supporting tool body is restricted to prevent injury.
- Sharp corners on the supporting body of the knife are prohibited, preventing injury to the user in areas where there is no knife.
- Each tool has a maximum safe speed; calculated by a computer program, that takes into account the size of the cut profile, type of steel, shank size, tool balance and machine run-out.
- Different groups of tools are produced using various grades of steel dictated by workload and material type. Tools are made from raw material defined by the standard to support the high demand of mechanical properties of woodworking tools.

### Anti-Kickback.....or ‘BG’ Test?

The term ‘Anti-Kickback’ has been an industry topic for quite some time and relates to cutting tools such as router bits, saw blades, etc. There are several brands of ‘Anti-Kickback’ router bits presently on the market and all of them, it seems, would offer some degree of safety to the end-user because they limit the ‘chip-thickness’ of the material being cut. In other words, the cutting tool will take less of a ‘bite’, thereby decreasing the likelihood of a kickback. While this is true, however, it should be pointed out that there are significant details to be considered when designing, manufacturing and using industrial cutting tools.

### 1. What is ‘BG’?

‘BG’ is an acronym for ‘Holz Berufsgenossenschaft’, the German Woodworking Trade Association. For the sake of worker safety, this esteemed group has established basic rules for the design, manufacturing and use of cutting tools for the wood and plastic industries.

These basic rules concern testing the working safety of woodworking machine tools. They establish test procedures and indicate all essential regulations and rules of technology, which need to be taken into account during testing. Precise geometric design, as well as the use of high quality materials and replacement parts complying with DIN standards, will ensure a safe tool with a

high degree of precision in the production and the balance of the tools. The purpose of the test is to ascertain whether it is ensured that users or third parties, who are handling the tools properly are, in fact, protected as far as possible from risk to life or health.

Tools for use in wood and plastic working are classified into two groups: manual feed operations and mechanical feed operations.

### Manual Feed Operations

‘Manual feed’ describes the holding and/or guiding by hand of the workpiece or of a machine element incorporating a tool. Manual feed includes the use of a hand-operated carriage, on which the workpiece is placed manually or clamped and the use of a demountable power feed unit.

Tools for manual operation marked ‘BG-TEST’ are designed according to the following rules:

- a) Thickness of chip limit with a maximum cutting edge projection of 1.1mm (.043”), over the total length of the cutting profile;
- b) Restricted maximum chip clearance width, including the regrinding range as a function of the cutting flight circle;
- c) Kickback ratio must not exceed  $0.25 V_r/V_s < 0.25$  (where  $V_s$  = cutting velocity and  $V_r$  = kickback velocity).

Special purpose tools which, for reasons of speed and economy, cannot be inspected by the German Woodworking Trade Association may be used manually, if they conform with the above requirements.

### Mechanical Feed Operation

‘Mechanical feed’ means a feed mechanism for the workpiece or tool, which is integrated with the machine and where the workpiece or machine element with incorporated tool are held and controlled mechanically during the machining operation.

All the tools may be used for mechanical feed operation. The rules that characterize manual feed operation tools do not apply to them, except for the manufacturer’s label and maximum permitted speed. The basic rules applying to manual feed operations do not apply to router bits with diameters smaller than 16mm.

### 2. ‘BG’ Form vs ‘BG’ Test

‘BG’ Form is a term indicating cutting tools which have the same general circular shape of ‘BG’ Test tools, but which do not comply with the strict regulations governing ‘BG’ Test as outlined above. (1.1mm cutting edge projection, restricted maximum chip clearance width etc.) There is a significant difference between the two.

**Important Note:** Unless specified otherwise, all router bits over 16mm (5/8”) diameter in this catalog are ‘BG-TEST’. This does not apply to CNC, Insert and tools with larger than 1/2” shank diameter.



# INDUSTRIAL ROUTER BITS



## Amana Tool® Router Bits Feature:

- High quality long lasting European sub-micrograin & micrograin carbide
  - Thick carbide for multiple resharpenings
  - Different carbide grades for different materials
  - Silver induction brazing for maximum carbide bonding strength
  - Produced according to Holz-BG German standards for safety and quality
  - Centerless ground shank for exact fit
  - Multi axis grinding
  - Bodies manufactured in single clamping for superior balance, symmetry, precision and centricity
  - Use of only solid bar stock steel (brazed bits)
  - Shanks laser etched with size, maximum RPM ratings and clamping depth
- \* All router bits are carbide-tipped unless stated otherwise.

**⚠ Warning:** Before use, read router bit safety guidelines on pages 186-188.



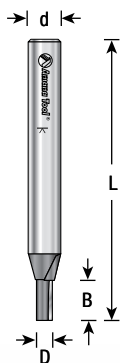

# STRAIGHT PLUNGE BITS

- *Extra strong, lasts 200% longer*
- *New generation of high wear outstanding carbide*
- *Superior geometric design provides super clean cuts*
- *Cost effective*



## STRAIGHT PLUNGE

In choosing a straight bit for any application, always select one with the shortest cutting edges and the shortest overall length that will reach the required cut depth. Excessive length intensifies deflection and vibration, which degrade cut quality and lead to tool breakage. A single-flute bit should be used where cut speed is more important than cut finish. Making one cut per revolution is faster than making two or three. Improved chip clearance is possible with a single flute configuration. The result: fast cuts.



## STRAIGHT PLUNGE

Carbide Tipped • Single Flute

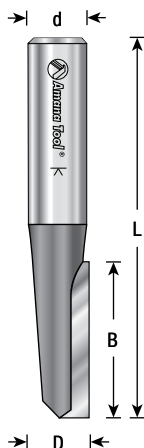

1/4" & 3/8" Shank



ØD	B	Ød	L	Tool No.
1/8	7/16	1/4	2	45100
3/16	7/16	1/4	2	45102
1/4	1/2	1/4	2	45104
1/4	3/4	1/4	2	45106
1/4	1	1/4	2-1/4	45108
1/4	1	1/4	3-1/4	45110 *
1/4	3/4	3/8	2-5/16	45303
3/8	1	3/8	2-1/2	45300



\* Specifically designed for air powered routers as used in the boat manufacturing industry.



Carbide Tipped • Single Flute

1/2" Shank



ØD	B	Ød	L	Tool No.
1/4	3/4	1/2	2-1/2	45304
3/8	1	1/2	2-3/4	45302
5/16	3/4	1/2	2-1/2	45306
1/2	3/4	1/2	2-3/8	45307
1/2	1-1/4	1/2	2-7/8	45308
1/2	1-1/2	1/2	3-1/8	45310
1/2	2	1/2	4-1/4	45312
1/2	2-1/2	1/2	4-3/8	45313
9/16	1-1/4	1/2	2-7/8	45314



## STRAIGHT PLUNGE

Carbide Tipped • 2 Flute • 1/4" Shank



Straight Plunge

Use a two-flute bit where fine finish is paramount. Two flutes balance the bit, eliminating vibration that degrades the cut finish. Two cuts per revolution yield a smooth surface, but feed rate is slightly reduced.

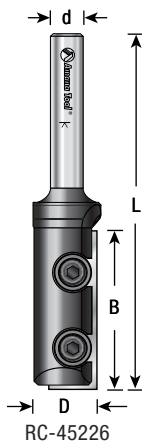

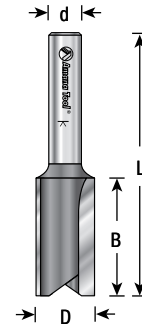
ØD	B	Ød	L	Tool No.
1.3mm	4.5mm	1/4	1-7/8	45260
1/16	3/16	1/4	1-5/8	45190 ~†
5/64	3/16	1/4	1-3/4	45191 ~† NEW
3/32	1/4	1/4	1-3/4	45192 ~†
1/8	7/16	1/4	2	45200 ~†
5/32	7/16	1/4	2	45201 ~
3/16	7/16	1/4	2	45202 ~
3/16	5/8	1/4	2-3/16	45239
13/64	3/4	1/4	2	45217
7/32	3/4	1/4	2	45206
15/64	3/4	1/4	2	45203
1/4	1/2	1/4	2	45204
1/4	3/4	1/4	2	45208
1/4	1	1/4	2-1/4	45210
1/4	1	1/4	2-7/8	45211 *
9/32	1	1/4	2-1/4	45212
5/16	3/4	1/4	2	45242
5/16	1	1/4	2-1/4	45214
3/8	3/4	1/4	2	45216
3/8	1	1/4	2	45218S
3/8	1	1/4	2-1/4	45218
3/8	1-1/4	1/4	2-1/2	45220
7/16	1	1/4	2-1/8	45222
15/32	3/4	1/4	2	45223
1/2	3/4	1/4	1-3/4	45224
1/2	1	1/4	2-1/8	45226
1/2	1-3/16	1/4	2-5/8	RC-45226
1/2	1	1/4	2-13/16	45244
1/2	1-1/4	1/4	2-1/2	45245
9/16	3/4	1/4	2-1/8	45227
5/8	3/4	1/4	2	45228
5/8	1	1/4	2-1/4	45247
5/8	1-1/4	1/4	2-7/8	45249
11/16	3/4	1/4	2	45229
23/32	3/4	1/4	2	45231
3/4	3/4	1/4	2	45230
3/4	1	1/4	2-1/4	45251
13/16	3/4	1/4	2	45232
7/8	3/4	1/4	2	45234
1	3/4	1/4	2	45236

† Not guaranteed due to extremely small diameter.

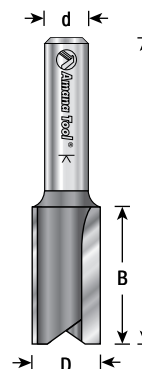
\* Not guaranteed due to extreme length.

~ With solid carbide cutting edge.

Replacement Knife #AMA-30 (tool #RC-45226 - single flute).



RC-45226



## STRAIGHT PLUNGE

Carbide Tipped • 2 Flute • 3/8" Shank



ØD	B	Ød	L	Tool No.
3/8	1	3/8	2-1/2	45402
3/8	1-1/4	3/8	2-3/4	45400
3/8	1-1/4	3/8	3-3/8	45404
1/2	1	3/8	2-1/2	45406

3D renderings & tool illustrations **not** shown at actual size. Visit our website for additional 1:1 profiles.

**Warning:** Before use, read router bit safety guidelines on pages 186-188.



Industrial Quality  
**Router Bits**



Straight Plunge



Trimming



Signmaking



Grooving



Profiling



Architectural



Jointing



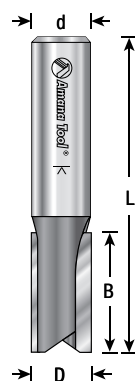
Flooring



Door Making



Solid Surface

Industrial Quality  
**Router Bits**

## STRAIGHT PLUNGE

Carbide Tipped • 2 Flute • 1/2" Shank



ØD	B	Ød	L	Tool No.
1/4	3/4	1/2	2-1/2	45408 ~
1/4	1	1/2	2-3/4	45486
9/32	3/4	1/2	2-3/4	45409
5/16	3/4	1/2	2-1/2	45410
5/16	1	1/2	2-3/4	45412
3/8	3/4	1/2	2-1/2	45413
3/8	1	1/2	2-3/4	45414
3/8	1-1/4	1/2	3	45415 *
13/32	3/4	1/2	2-1/2	45401
7/16	1-1/4	1/2	3	45416
15/32	1-1/4	1/2	2-7/8	45425
1/2	3/4	1/2	2-1/4	45419 ▲
1/2	1	1/2	2-5/8	45418
1/2	1-1/4	1/2	2-7/8	45420
1/2	1-1/2	1/2	3-1/8	45422
1/2	1-1/2	1/2	4-1/4	45424
1/2	2	1/2	4-1/4	45426
1/2	2-1/2	1/2	4-1/2	45427 *
1/2	3	1/2	5-1/4	45477 * NEW
17/32	1-1/4	1/2	2-7/8	45429
9/16	1-1/4	1/2	2-7/8	45428
19/32	1-1/4	1/2	2-7/8	45437
5/8	1	1/2	2-5/8	45430
5/8	1-1/4	1/2	2-7/8	45432
5/8	1-1/2	1/2	3-1/8	45434
5/8	2	1/2	3-3/4	45433
21/32	1-1/4	1/2	2-7/8	45435
11/16	1-1/4	1/2	2-7/8	45436
23/32	1-1/4	1/2	2-7/8	45445
3/4	1	1/2	2-5/8	45438
3/4	1-1/4	1/2	2-7/8	45440
3/4	1-1/2	1/2	3-1/8	45442
3/4	2	1/2	3-5/8	45441
25/32	1-1/4	1/2	2-7/8	45443
13/16	1-1/4	1/2	2-7/8	45444
7/8	1-1/4	1/2	2-7/8	45446
1	1-1/4	1/2	2-7/8	45448
1	1-1/2	1/2	3-1/8	45403
1	2	1/2	3-5/8	45447 ▲ <sub>22</sub>
1-1/16	1-1/4	1/2	2-7/8	45459 ▲ <sub>22</sub>
1-1/8	1-1/4	1/2	2-7/8	45449 ▲ <sub>22</sub>
1-1/4	1-1/4	1/2	2-7/8	45450 ▲ <sub>22</sub>
1-1/2	1-1/4	1/2	2-7/8	45452 ▲ <sub>18</sub>
1-1/2	1-1/4	1/2	2-7/8	45452-CNC ★
1-3/4	1-1/4	1/2	2-7/8	45453 ▲ <sub>16</sub>
1-3/4	1-1/4	1/2	2-7/8	45453-CNC ★
2	1-1/4	1/2	2-7/8	45480 ▲ <sub>12</sub>
2	1-1/4	3/4	3-1/2	45480-CNC ★

\* Not guaranteed due to extreme length.

~ With solid carbide cutting edge.

▲ For post form countertop machines.

▲ **Warning:** Maximum RPM ▲<sub>12</sub> =12,000; ▲<sub>16</sub> =16,000; ▲<sub>18</sub> =18,000;  
▲<sub>22</sub> =22,000★ **Warning:** These tools have an open flute design (not anti-kickback) and are intended for high feed-rate CNC machine use only. **Do not use in portable routers.**

## PRODUCTION PLUNGE



With 10° Hook



Carbide Tipped • 2 Flute • 1/4" And 1/2" Shank

These plunge bits are specifically designed for high production operations, where long tool life is the primary concern. The higher hook angle produces a more aggressive cutting action in dense and abrasive materials, including solid wood, MDF, plywood, acrylics (Plexiglas®) and other difficult to machine materials. The result is a faster feed rate without significant compromise of cut quality.

ØD	B	Ød	L	Tool No.
1/8	7/16	1/4	2	43200
1/4	1	1/4	2	43210
3/8	1	1/2	2-3/4	43414
1/2	1	1/4	2-1/8	43226
1/2	1	1/2	2-5/8	43418
1/2	1-1/2	1/2	3-1/8	43422
1/2	2	1/2	4-1/4	43426
3/4	1-1/4	1/2	2-7/8	43440



## CNC STRAIGHT PLUNGE OPEN FLUTE

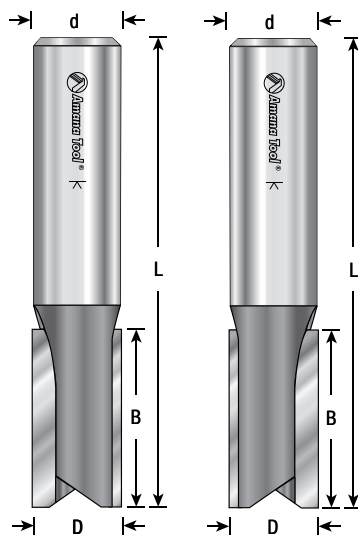


Carbide Tipped • 2 Flute • 3/4" Shank

For high-volume production work with a CNC router, use one of these plunge-cutting straights. Long, 3/4" shanks extend the bit's reach, enhancing its versatility. Open-flute design promotes rapid chip clearance, necessary for high feed rates. Right-hand configuration for standard clockwise rotation. Left-hand configuration for counter-clockwise rotation "Topmaster" machines.

ØD	B	Ød	L	Tool No. LH	Tool No. RH
3/4	2	3/4	5	45454	45455
3/4	2-1/2	3/4	4-1/2	45457	45456
3/4	1-1/4	3/4	3-1/4	—	45458

**Note:** Chipbreaker option (special order): Designed to cut chipboard and MDF at high automatic feed rates found on CNC machines. Each flute is ground so that the chipbreakers are staggered to each other, giving a straight cut. To order, add 'CB' suffix (ie: #45454-CB).



**CNC  
USE ONLY**



Solid Surface

Industrial Quality  
**Router Bits**

3D renderings & tool illustrations **not** shown at actual size. Visit our website for additional 1:1 profiles.

**Warning:** Before use, read router bit safety guidelines on pages 186-188.







Straight Plunge



Trimming



Signmaking



Grooving



Profiling



Architectural



Jointing



Flooring

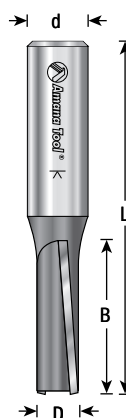

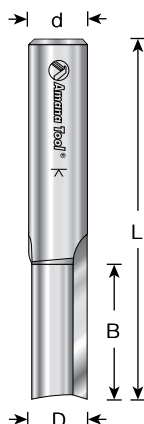

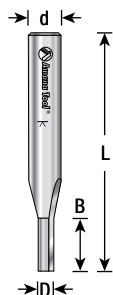



Door Making



Solid Surface

Industrial Quality  
**Router Bits**



## SOLID CARBIDE STRAIGHT PLUNGE

### Single Flute & 2 Flute



For high volume, high speed cutting in dense natural woods and abrasive wood composites, use solid carbide bits. Solid carbide dissipates heat more uniformly, extending tool life. Single flute bits cut faster, with better chip clearance. Two-flute bits cut more slowly, but leave a smooth finish.

ØD	B	Flutes	Ød	L	Tool No.
1/8	7/16	1	1/4	2	43700
3/16	7/16	1	1/4	2	43708
1/4	3/4	1	1/4	2	43716
1/4	1	1	1/4	2	43720
1/4	1	1	1/4	3	43724
5/32	7/16	2	1/4	2	43800
3/16	1/2	2	1/4	2	43808
1/4	1/2	2	1/4	2	43812
1/4	3/4	2	1/4	2-1/2	43820
1/4	1	2	1/4	2-1/2	43824
1/4	1	2	1/4	2-7/8	43828
9/32	1	2	5/16	2-1/2	43832
5/16	1-1/8	2	5/16	3	43836
3/8	1-1/8	2	5/16	3	43840
1/2	1-1/8	2	1/2	3	43848
1/2	1-5/8	2	1/2	3-1/2	43850

⚠ Warning: Maximum RPM 28,000

## PRODUCTION SHEAR

### Carbide Tipped • 2 Flute • 3° Down-Shear



Excellent for working composition board and melamine, this bit cuts with a shearing action, slicing very slightly downward to prevent chipping & tearing of the surface veneer or coating. It augers chips away from the router. Designed primarily for production applications where the router is above the work.

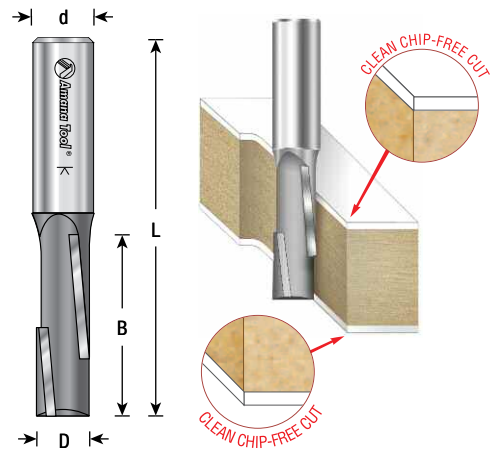
ØD	B	Ød	L	Tool No.
3/8	1	1/2	2-3/4	45414-PS
1/2	1-1/4	1/2	2-7/8	45420-PS
1/2	1-1/2	1/2	3-1/8	45422-PS
1/2	2	1/2	4-1/4	45426-PS

## OPPOSITE-SHEAR STAGGERED TOOTH

### Carbide Tipped • 2 Flute

A stagger-tooth bit has two cutting edges, each only half the flute length, located 180° apart, one high, one low. The result is a tool that combines the speed and chip clearance of a one-flute bit with the strength and balance of a two-flute bit. This "opposite-shear" configuration features a down-shear edge and an up-shear edge. On a through-cut, it shears down on both surfaces at the same time. It is excellent for working double-sided melamine, plywood, laminates, and veneers, as well as solid-surface materials.

ØD	B	Ød	L	Tool No.
1/2	1-1/2	1/2	3-1/8	51320
1/2	2	1/2	4-1/8	51324

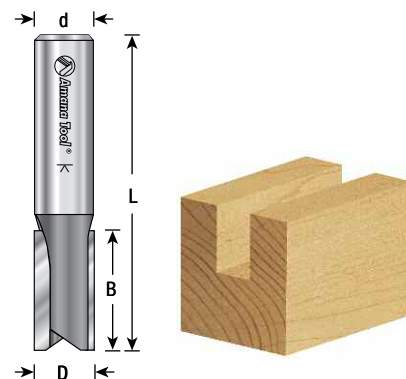


## LEFT HAND PLUNGE

### Carbide Tipped • 2 Flute • 1/2" Shank

This special series of plunging straight bits is for reverse-rotation (counter-clockwise) routers.

ØD	B	Ød	L	Tool No.
5/16	1	1/2	2-3/4	45412-LH
3/8	1	1/2	2-3/4	45414-LH
1/2	1-1/4	1/2	2-7/8	45420-LH
1/2	1-1/2	1/2	3-1/8	45422-LH
1/2	2	1/2	4-1/4	45426-LH
3/4	1-1/4	1/2	2-7/8	45440-LH
3/4	2	1/2	3-5/8	45441-LH
7/8	1-1/4	1/2	2-7/8	45446-LH



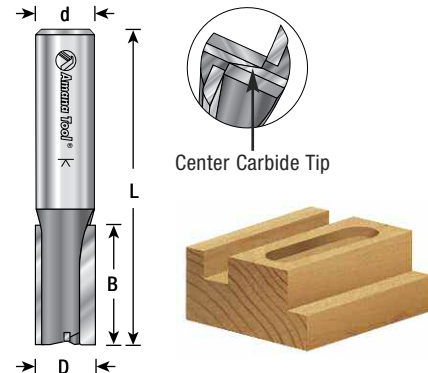
## SUPER PLUNGE™

### With Center Carbide Tip

### Carbide Tipped • 1/2" Shank • 2 Flute

This bit's specially designed carbide center tip enhances the speed of plunge cuts. At the same time, it extends the life of the cutting edges by reducing the stress of plunge cuts on their tips. Ideal for mortising and other plunging operations.

ØD	B	Ød	L	Tool No.
1/2	1-1/2	1/2	3-1/8	41422
1/2	2	1/2	4-1/4	41426
3/4	1	1/2	2-5/8	41438
1	1	1/2	2-5/8	41448



Solid Surface

Industrial Quality  
**Router Bits**





Straight Plunge



Trimming



Signmaking



Grooving



Profiling



Architectural



Jointing



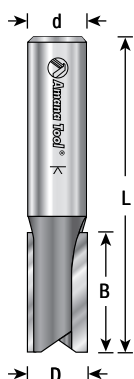

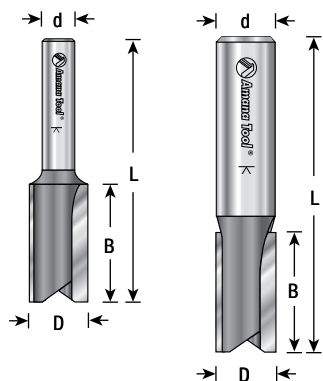
Flooring



Door Making



Solid Surface



## METRIC STRAIGHT PLUNGE

*For Undersized Plywood Dado*

Carbide Tipped • 2 Flute



ØD	Actual Plywood Thickness	B	Ød	L	Tool No.
10mm	—	19mm	1/4	2-1/8	45219
18mm	18mm	3/4	1/4	2	45256
10mm	—	19mm	1/2	2-1/2	45417
12mm	12mm	1-1/4	1/2	2-7/8	45488
14mm	—	25mm	1/2	2-5/8	45431 *
18mm	18mm	1-1/4	1/2	2-7/8	45498

\* 14mm bits for cutting plastic pilaster.

**Note:** Many standard metric plunge bits from 3mm through 51mm are available on special order. Please allow 2 to 3 weeks for delivery. See above for metric sized plywood bits.

**Note:** For 6mm board, use #45203 (15/64) shown in fractional section below and on page 3.



## UNDERSIZED PLYWOOD DADO

Carbide Tipped • 2 Flute

Straight Plunge Fractional Sizes



Cut dado and groove dimensions perfectly for plywood, flakeboard and other sheet materials for which standard size bits are too large.

ØD	Actual Plywood Thickness	B	Ød	L	Tool No.
15/64	1/4 minus 1/64 (6.0mm)	3/4	1/4	2	45203
7/32	1/4 minus 1/32	3/4	1/4	2	45206
15/32	1/2 minus 1/32	3/4	1/4	2	45223
15/32	1/2 minus 1/32	1-1/4	1/2	2-7/8	45425
19/32	5/8 minus 1/32	1-1/4	1/2	2-7/8	45437
23/32	3/4 minus 1/32	3/4	1/4	2	45231
23/32	3/4 minus 1/32	1-1/4	1/2	2-7/8	45445

**Note:** For 6mm board, use #45203 (15/64) shown in fractional section above.



## INSERT CARBIDE STRAIGHT

### Single Flute & 2 Flute



ØD	B	Ød	L	Flutes	Repl. Knives	Repl. Screws	Tool No.
1/2	30mm	1/2	3	1	AMA-30†	67117	RC-1154
1/2	30mm	1/2	3	1	AMA-30†	67117	RC-1154-LH**
7/8	50mm	1/2	4-1/8	1	RCK-50	67117	RC-1166
5/8	30mm	1/2	3-3/8	2	AMA-30†	67117	RC-1080
5/8	50mm	1/2	4-1/8	2	AMA-30†	67117	RC-1082 *
3/4	30mm	1/2	3-3/8	2	RCK-30	67115	RC-1084
3/4	50mm	1/2	4-1/8	2	RCK-30	67115	RC-1086 *
7/8	30mm	1/2	3-3/8	2	RCK-30	67115	RC-1088

\* 50mm cutting edge is achieved using two 30mm staggered knives.

\*\* Left hand rotation.

† Optional knife with harder carbide for MDF applications: MDF-30.

#5005 Torx® key included.

**Note:** All above plunge bits have four cutting edges per knife.

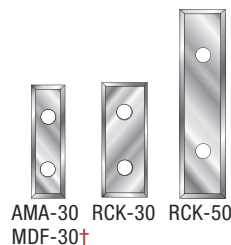
Metric sizes from 12mm to 22mm available on special order — please inquire.



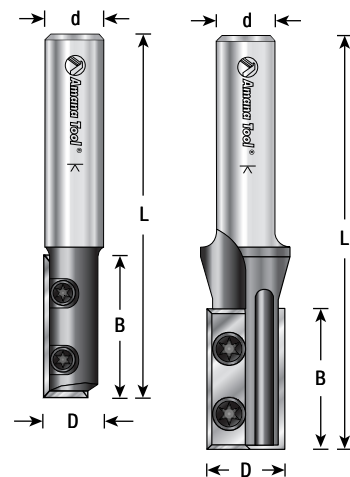
Standard plunge technique or use ramping method as shown at right.



For best results with 2-flute tools, a ramping technique such as this is recommended for CNC applications.



AMA-30 RCK-30 RCK-50  
MDF-30†



Straight Plunge



Trimming



Signmaking



Grooving



Profiling



Architectural



Jointing



Flooring



Door Making



Solid Surface

## INSERT CARBIDE STRAIGHT

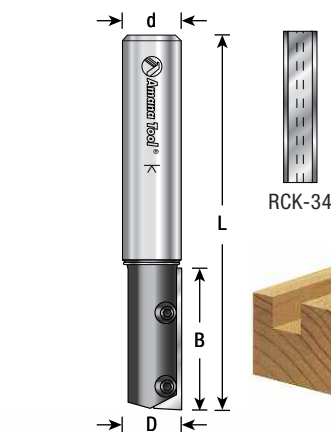
### Single Flute & 2 Flute



These router bits yield cuts which are cleaner than typical insert bits, offering high speed cuts with super clean finish. They also are channel set, double edge knives. Each blade has a double-sided cutting edge for economy. The insert carbide is much harder than brazed carbide. There is minimum amount of downtime for blade changes.

ØD	B	Ød	L	Flutes	Repl. Knives	Repl. Screws	Tool No.
3/8	20mm	1/2	2-7/8	1	RCK-32	67015	RC-3100
1/2	30mm	1/2	3-1/8	1	RCK-34	67016	RC-3110
1/2	30mm	1/2	3-1/8	2	RCK-34	67016	RC-3200

Replacement 1.5mm special hex key #5011.



RCK-34



## ECONOMY INSERT CARBIDE STAGGERED PLUNGE

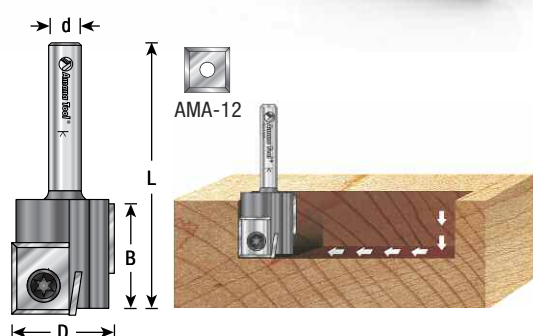
### 2 Flute



Staggered insert knives along with a fixed plunge knife (see diagram), utilizes 4-sided carbide inserts. Economically priced.

ØD	B	Ød	L	Repl. Knives	Tool No.
3/4	3/4	1/4	2	AMA-12	RC-1024

Replacement screws #67115. #5005 Torx® key included.



AMA-12

3D renderings & tool illustrations **not** shown at actual size. Visit our website for additional 1:1 profiles.

**Warning:** Before use, read router bit safety guidelines on pages 186-188.







Straight  
Plunge



Trimming



Signmaking



Grooving



Profiling



Architectural



Jointing



Flooring



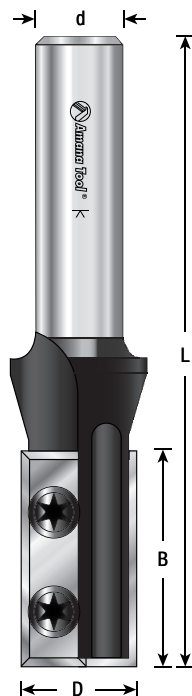
Door  
Making



Solid Surface

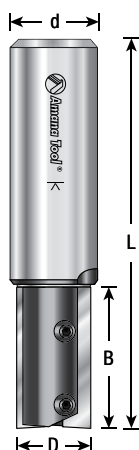
Industrial Quality  
**Router Bits**

**CNC  
USE ONLY**



Ramping Technique

**CNC  
USE ONLY**



## CNC INSERT CARBIDE STRAIGHT

### Single & Double Flute

This group of router bits are not designed to plunge. Using the "ramping technique" the router is eased in and routes. Available in three different grades of carbide for various applications.



ØD	B	Flutes	Ød	L	Repl. Screw	Repl. T.C. Knife	Tool No.
1/2	30mm(1-3/16)	1	3/4	3-1/4	67117	AMA-30†	RC-2154
5/8	30mm(1-3/16)	1	3/4	3-3/8	67117	RCK-30	RC-2156
5/8	30mm(1-3/16)	2	3/4	3-3/8	67117	AMA-30†	RC-2080
3/4	50mm(2)	1	3/4	4-1/8	67115	RCK-50	RC-2162
3/4	30mm(1-3/16)	2	3/4	3-3/8	67115	RCK-30	RC-2084
3/4	50mm(2)	2	3/4	4-1/8	67115	RCK-30	RC-2086 *
7/8	30mm(1-3/16)	1	3/4	3-3/8	67115	RCK-30	RC-2164
7/8	50mm(2)	1	3/4	4-1/8	67115	RCK-50	RC-2166
7/8	30mm(1-3/16)	2	3/4	3-3/8	67115	RCK-30	RC-2088

⚠ **Warning:** Recommended RPM 14,000-18,000

**Note:** All above two flute router bits have two cutting edges per knife.

\* 50mm cutting edge is achieved using two 30mm staggered knives.

† Optional knife with harder carbide for MDF applications: MDF-30.



## CNC INSERT CARBIDE STRAIGHT

### 2 Flute & 3 Flute

Tested by many of the world's largest furniture manufacturers, these new CNC router bits yield cuts which are cleaner than typical insert bits. Unlike the other style of straight insert bits this category has a channel whereby the carbide is inserted and tightened. This tool is specifically suited for peripheral work. Available with double and triple flutes.



ØD	B	Flutes	Ød	L	Repl. T.C. Knife	Tool No.
5/8	30mm(1-3/16)	2	3/4	3-1/4	RCK-34	RC-3204
5/8	50mm(2)	2	3/4	4	RCK-36	RC-3208
3/4	30mm(1-3/16)	2	3/4	3-1/4	RCK-34	RC-3260
3/4	50mm(2)	2	3/4	4	RCK-36	RC-3264
3/4	30mm(1-3/16)	3	3/4	3-1/4	RCK-34	RC-3300
3/4	50mm(2)	3	3/4	4	RCK-36	RC-3304
3/4	30mm(1-3/16)	3	5/8	3-1/4	RCK-34	RC-3305
3/4	50mm(2)	3	5/8	4	RCK-36	RC-3307

⚠ **Warning:** Maximum RPM 18,000

## CNC INSERT CARBIDE SUPER PLUNGE

This router bit is designed for fast and direct penetration into the material and quick removal of wood, MDF, melamine and man-made material.



ØD	B	Ød	L	Teeth	Repl. Knife	T.C. Knife	Max RPM	Tool No.
40mm(1-1/2)	29.5mm(1-5/32)	3/4	100mm(4)	2+2	RCK-30	AMA-12	18,000	RC-2180

Replacement Screw #67115.



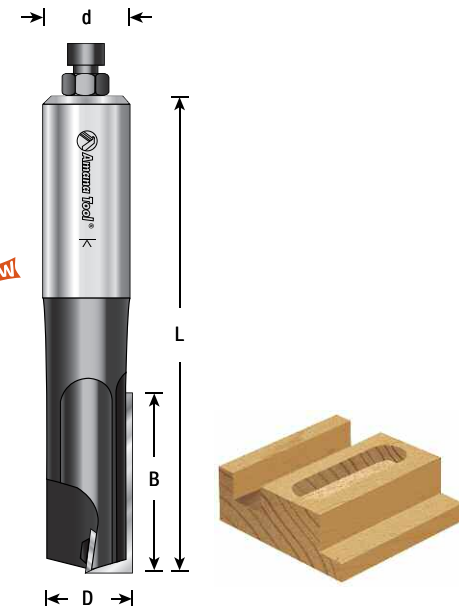
## INSERT CARBIDE STRAIGHT With Plunge Center Tip

This router bit is designed for fast and direct penetration into the material and quick removal of wood, MDF, melamine and man-made material.



ØD	B	Ød	L	Repl. Knife	T.C. Knife	Max RPM	Tool No.
5/8	30mm(1-3/16)	1/2	81mm(3-3/16)	RCK-35	AMA-12	24,000	RC-2063 <b>NEW</b>
18mm(23/32)	50mm(2)	3/4	125mm(5)	RCK-162	RCK-50	18,000	RC-2062 ★

★ **Warning:** These tools have an open flute design (not anti-kickback) and are intended for high feed-rate CNC machine use only. **Do not use in portable routers.**




## CNC INSERT CARBIDE UP & DOWN SHEAR

Insert straight router bit complete with two up/down-shear flutes and center tip. Shear flutes squeeze the material into the middle to give an extra fine finish on both surfaces of laminated and veneered board. Replaceable inserts ensure a constant cutting diameter and finish quality. Center tip for improved boring. For use on routers with CNC control.



ØD	B	Ød	L	Repl. Knife	T.C. Knife	Max RPM	Tool No.
20mm(25/32)	30mm(1-3/16)	3/4	110mm(4-11/32)	RCK-16		18,000	RC-2300
20mm(25/32)	50mm(2)	3/4	130mm(5-1/8)	RCK-28		18,000	RC-2304



Straight Plunge



Trimming



Signmaking



Grooving



Profiling



Architectural



Jointing



Flooring



Door Making



Solid Surface

Industrial Quality  
**Router Bits**





Straight Plunge



Trimming



Signmaking



Grooving



Profiling



Architectural



Jointing



Flooring



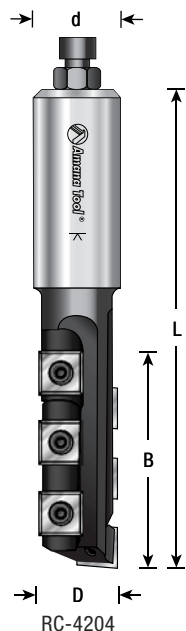
Door Making




Solid Surface

Industrial Quality  
**Router Bits**

**CNC  
USE ONLY**



RC-4204



## CNC INSERT CARBIDE STAGGER-TOOTH




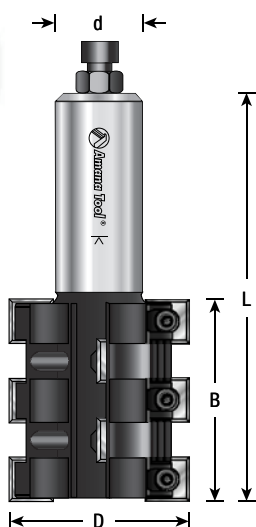
Insert straight router bit complete with two flutes and multiple cutting blades. Blades are sheared up and down to ensure a good finish on both top and bottom surfaces of laminated and veneered boards. For use on routers and machining centers with CNC control.



ØD	B	Ød	L	# of Knives	Repl. Knife	T.C.	Max RPM	Tool No.
22mm(7/8)	42mm(1-11/16)	3/4	115mm(4-9/16)	4	AMA-12		18,000	RC-4200
22mm(7/8)	62mm(2-7/16)	3/4	135mm(5-5/16)	6	AMA-12		18,000	RC-4204



**CNC  
USE ONLY**




## CNC INSERT CARBIDE ROUGH RABBETING & SIZING



Insert straight router bit with multiple cutting flutes. Suitable for rough rabbeting and sizing in softwood, hardwood and man-made boards (with or without coating). Multiple cutting flutes ensure fine chips are produced for improved waste extraction. Replaceable inserts ensure a constant cutting diameter. For use on routers and machining centers with CNC control.



ØD	B	Ød	L	# of Knives	Repl. Knife	T.C.	Max RPM	Tool No.
50mm(2)	56mm(2-13/64)	3/4	113mm(4-1/2)	10	AMA-12		18,000	RC-2350



extended  
TOOL LIFE

# SOLID CARBIDE

SPIRAL & COMPRESSION BITS

- Razor sharp cutting edges
- Unique carbide grade
- Superior cut quality



## SOLID CARBIDE SPIRAL FLUTE PLUNGE

### 2 Flute


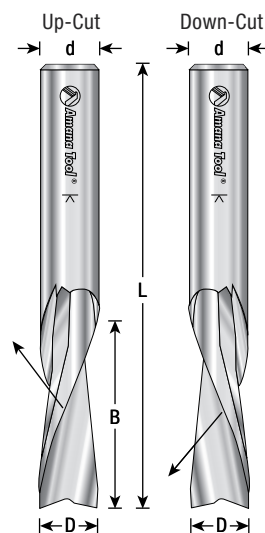
Spiral-flute bits combine a shearing action in cutting with an augering action in chip clearance. The shearing action yields an especially clean, accurate cut, while the augering action clears chips from the cut.

The 'Up-Cut' shears from the bottom up, pulling chips from the bottom up, thus allowing deeper penetration with less stress on the tool. An excellent choice for mortising. The 'Down-Cut' cuts from the surface down, leaving a smooth edge at the surface.

Special unique carbide grade, increased clearance geometry and razor-sharp cutting edges with polished flutes, provide a superior finish and longer tool life, especially in abrasive materials. Great for production settings and excellent for creating grooves and dado cuts in softwood, hardwood, plywood and composite materials. Primarily used on CNC machines and other automatic routers. Can be used with handheld and table-mounted portable routers.

ØD	B	Ød	L	'Up-Cut' Tool No.	'Down-Cut' Tool No.
1/8	1/2	1/4	2	46100	46200
5/32	5/8	1/4	2-1/2	46310	46410
3/16	3/4	1/4	2	46101	46201
7/32	1	1/4	2-1/2	46314	46414
1/4	3/4	1/4	2-1/2	46102	46202
1/4	1	1/4	2-1/2	46315	46415
1/4	1-1/8	1/4	3	46316	46416
5/16	1	5/16	2-1/2	46115	46215
5/16	1	1/2	3	46119	46219
9/32	1	5/16	2-1/2	46317	46417
9/32	1	1/2	3	46117	46217
5/16	1-1/8	1/2	3	46318	—
5/16	1-1/8	5/16	3	46319	46419
3/8	1	3/8	2-1/2	46103	46203
3/8	1-1/4	3/8	3	46320	46420
3/8	1-1/4	1/2	3	46104	46204
7/16	1-1/4	1/2	3	—	46205
1/2	1-1/4	1/2	3	46106	46206
1/2	1-5/8	1/2	3-1/2	46107	46207
5/8	1-5/8	5/8	3-1/2	46108	46208 ★
5/8	2	5/8	4	46121	46221 ★

★ **Warning:** These tools have an open flute design (not anti-kickback) and are intended for high feed-rate CNC machine use only. **Do not use in portable routers.**



For CNC router bit  
feed rate info refer  
to pages 184-185.



Solid Surface

Industrial Quality  
**Router Bits**

3D renderings & tool illustrations **not** shown at actual size. Visit our website for additional 1:1 profiles.

⚠ **Warning:** Before use, read router bit safety guidelines on pages 186-188.





Straight Plunge



Trimming



Signmaking



Grooving



Profiling



Architectural



Joining



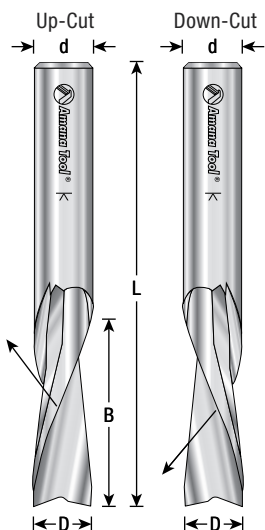
Flooring



Door Making



Solid Surface




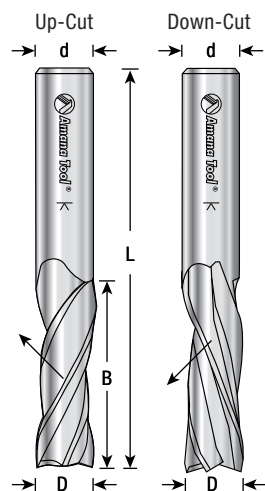
## SOLID CARBIDE SPIRAL FLUTE PLUNGE FOR SOLID WOOD

### 2 Flute

Specially designed for speed and finish when working with solid hardwood. The combination of acute spiral flute shear angles with face ground helix yield high feed rates, fast plunge action, quick direction changes, deep penetration and mirror finish.

ØD	B	Ød	L	'Up-Cut' Tool No.	'Down-Cut' Tool No.
1/8	1/2	1/4	2	46241	46341
3/16	5/8	1/4	2	46245	46345
7/32	1	1/4	2-1/2	46247	46347
1/4	3/4	1/4	2-1/2	46249	46349
1/4	1	1/4	2-1/2	46248	46348
1/4	1-1/8	1/4	3	46250	46365
9/32	1	5/16	2-1/2	46251	46351
5/16	1-1/8	1/2	3	46253	46353
3/8	1-1/4	1/2	3	46257	46357
3/8	1-1/4	3/8	3	46259	46359
1/2	1-1/4	1/2	3	46261	46361
1/2	1-5/8	1/2	3-1/2	46263	46363

⚠ Warning: Recommended RPM 20,000-21,000




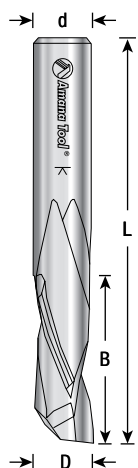
## SOLID CARBIDE SPIRAL FLUTE PLUNGE

### 3 Flute

New three-flute design for very high quality finish. 'Up-Cut' or 'Down-Cut' spiral.

ØD	B	Ød	L	'Up-Cut' Tool No.	'Down-Cut' Tool No.
3/8	1-1/4	1/2	3	46114	46214
1/2	1-1/2	1/2	3-1/2	46116	46216
1/2	2	1/2	4	46118	46218

⚠ Warning: Recommended RPM 20,000-21,000



## SOLID CARBIDE COMPRESSION SPIRAL FLUTE FOR MDF/LAMINATE

Solid carbide compression spiral bits are designed for CNC applications requiring high feed rates and a clean finish. Particularly suitable for double-sided melamine or laminated material. Choose either single flute for the highest possible feed rate or double flute for the best finish. Special unique carbide for longer lifetime in abrasive material.

### Single Flute

ØD	B	Ød	L	Tool No.
1/4	7/8	1/4	2-1/2	46140
1/2	1-1/4	1/2	3	46159
1/2	1-5/8	1/2	3-1/2	46160
3/4	2	3/4	4	46168 ★

⚠ Warning: Recommended RPM 20,000-21,000

★ Warning: These tools have an open flute design (not anti-kickback) and are intended for high feed-rate CNC machine use only. Do not use in portable routers.





## SOLID CARBIDE COMPRESSION SPIRAL FLUTE FOR MDF/LAMINATE



### 2 Flute

ØD	B	B1 mm	Ød	L	Tool No.
1/8	13/16	7/32"	1/8	2-1/2	46180 † <b>NEW</b>
1/4	7/8	7	1/4	2-1/2	46170
1/4	7/8	7	1/4	2-1/2	46170-LH *
3/8	1-1/4	9	3/8	3	46172
3/8	1	9	1/2	3	46174
3/8	1-1/8	9	1/2	3	46178
1/2	1	9	1/2	3	46182
1/2	1-1/8	10	1/2	3	46186
1/2	1-1/4	9	1/2	3	46188
1/2	1-1/4	9	1/2	3	46188-LH *
1/2	1-1/2	12	1/2	3-1/2	46189
1/2	1-5/8	11	1/2	3-1/2	46190
1/2	1-5/8	11	1/2	3-1/2	46190-LH *
1/2	1-1/2	7/16"	1/2	4-1/16	46191
5/8	2	17	5/8	4	46194 ★

⚠ **Warning:** Recommended RPM 20,000-21,000

\* Indicates LEFT HAND ROTATION

★ **Warning:** These tools have an open flute design (not anti-kickback) and are intended for high feed-rate CNC machine use only. **Do not use in portable routers.**

† Optional 1/4" diameter sleeve/adaptor #47632, see page 57.



## SOLID CARBIDE COMPRESSION SPIRAL FLUTE FOR MORTISING WORK



### 2 Flute

These tools have a much shorter up-cut section than the standard compression tools. They are ideal for mortising, grooving and dado.

ØD	B	B1	Ød	L	Tool No.
1/4	1	1/8	1/4	2-1/2	46350
3/8	1-1/4	3/16	1/2	3	46352
3/8	7/8	1/8	3/8	3	46367
1/2	1-1/4	1/4	1/2	3	46354
1/2	1-5/8	1/4	1/2	3-1/2	46356

⚠ **Warning:** Recommended RPM 20,000-21,000


### 3 Flute **NEW**

3 flute design provides an extra-smooth finish.

ØD	B	B1	Ød	L	Tool No.
3/8	1	3/16	3/8	3	46020
1/2	1	1/4	1/2	3	46022
1/2	1-3/8	1/4	1/2	3-1/2	46024

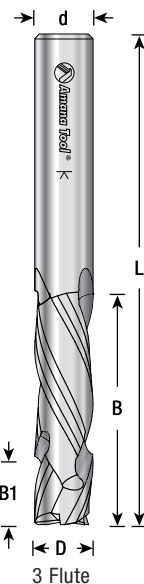
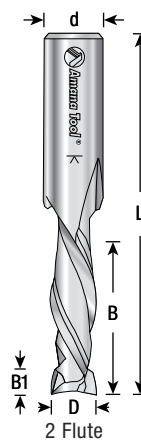
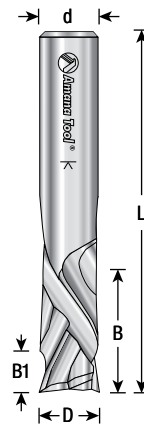
⚠ **Warning:** Maximum RPM 28,000

For CNC router bit feed rate info refer to pages 184-185.

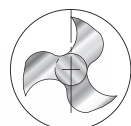


3D renderings & tool illustrations **not** shown at actual size. Visit our website for additional 1:1 profiles.

⚠ **Warning:** Before use, read router bit safety guidelines on pages 186-188.



Top View



Solid Surface

Industrial Quality  
**Router Bits**





Straight Plunge



Trimming



Signmaking



Grooving



Profiling



Architectural



Joining



Flooring

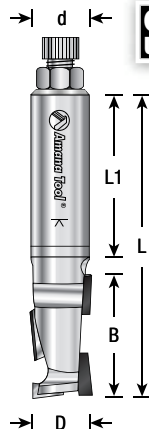



Door Making



Solid Surface

Industrial Quality  
**Router Bits**



**CNC  
USE ONLY**

**DIAMOND**  
TECHNOLOGY



## POLYCRYSTALLINE DIAMOND (PCD)

If you're looking for the ultimate in tooling, you've found it. Our Polycrystalline Diamond tooling will cut a wide variety of tough, abrasive materials including particleboard, medium density fiberboard (MDF), plywood and plastic. The cutting edges last up to 200 times longer than carbide. In the long run, Polycrystalline Diamond is the most economical choice.

## DIAMOND TIPPED (PCD) UP/DOWN-SHEAR



*With Carbide Plunge Point. Right Hand Rotation*

Diamond tipped router bit for grooving, jointing & rabbeting in composite materials (particleboard, MDF both raw or with melamine, veneer, hardwood, etc). Up/Down-shear for double sided material. Resharpener one to two times.

						FEED RATE*				Tool No.
						(Chipboard with Plastic Coating)				
ØD	B	Ød	L1	L	Max RPM	mm/min		inches/min		
						From	Up To	From	Up To	
1/2	1	1/2	1-3/8	2-3/4	30,000	5,400	9,000	213	354	DRB-200
1/2	1-3/8	1/2	1-3/4	3-3/4	30,000	5,040	8,400	198	331	DRB-208
5/8	1	1/2	1-3/8	2-7/8	27,000	6,300	9,450	248	372	DRB-212
5/8	1-5/8	5/8	1-3/4	4	27,000	3,600	5,400	128	170	DRB-216
3/4	1	3/4	2	3-3/8	24,000	7,560	10,080	298	397	DRB-220
3/4	1-3/8	3/4	2	3-3/4	24,000	6,660	8,880	262	350	DRB-224

\* Multipliers for different materials:

**Chipboard without coating:** Max RPM x 1.1%.

**Cross grain veneer:** Max RPM x 0.7%.

**MDF:** Max RPM x 0.8%.



## SOLID CARBIDE **NEW** COMPRESSION SPIRAL FLUTE FOR MDF/LAMINATE



**3 Flute**

3 flute design provides an extra-smooth finish.

ØD	B	B1 mm	Ød	L	Tool No.
3/8	1-1/8	9	3/8	3	46010
1/2	1-1/4	9	1/2	3	46012
1/2	1-5/8	9	1/2	3-1/2	46014

**Warning:** Maximum RPM 28,000



Top View

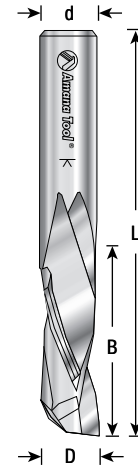
## SOLID CARBIDE COMPRESSION SPIRAL FLUTE FOR SOLID WOOD



### Single Flute

Specially designed for working in hard solid wood. Slow helic, special grinding angle, improved body shape in order to support the high feed rate, quick direction changes and deep penetration.

ØD	B	Ød	L	Tool No.
1/4	7/8	1/4	2-1/2	46390
3/8	1-1/8	1/2	3	46392



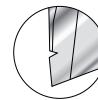
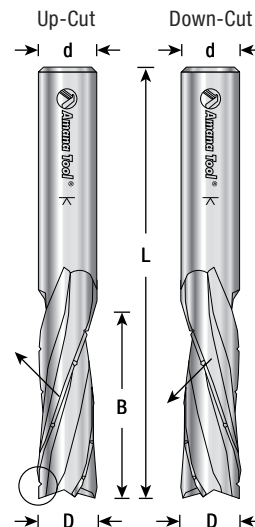
## SOLID CARBIDE SPIRAL FLUTE ROUGHING With Chipbreaker



### 3 Flute

This series has a small chipbreaker, therefore the quality of cut will improve. It will leave a smaller striated finish than the following series for massive wood.

ØD	B	Ød	L	'Up-Cut' Tool No.	'Down-Cut' Tool No.
1/2	1-1/8	1/2	3	46132	—
1/2	1-5/8	1/2	3-1/2	46134	46234



## SOLID CARBIDE SPIRAL FLUTE ROUGHING With Chipbreaker




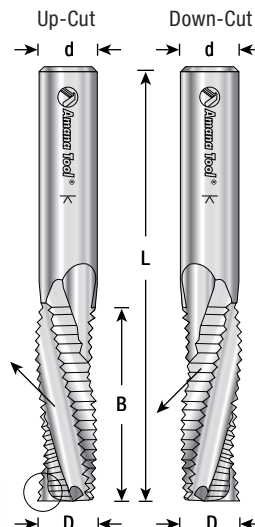
### 3 Flute

Specially designed for high RPM/feed rate CNC routers. Unique chipbreaker design is available with 'Up-Cut' or 'Down-Cut'. Will leave a wavy, striated finish.

ØD	B	Ød	L	'Up-Cut' Tool No.	'Down-Cut' Tool No.
1/2	1-5/8	1/2	3-1/2	46124	46224
1/2	2	1/2	4	46126	46226
3/4	2-1/4	3/4	4	46130	46230 ★

⚠ **Warning:** Recommended RPM 20,000-21,000

★ **Warning:** These tools have an open flute design (not anti-kickback) and are intended for high feed-rate CNC machine use only. **Do not use in portable routers.**



For CNC router bit  
feed rate info refer  
to pages 184-185.



Solid Surface

Industrial Quality  
**Router Bits**

3D renderings & tool illustrations **not** shown at actual size. Visit our website for additional 1:1 profiles.

⚠ **Warning:** Before use, read router bit safety guidelines on pages 186-188.





# SOLID CARBIDE PLASTIC CUTTING

SPIRAL 'O' FLUTE ROUTER BITS

- Up-Cut & Down-Cut
- Superior Cut Quality
- Special Carbide Grade

*Mirror  
FINISH*



Plastic Cutting



Trimming



Signmaking



Grooving



Profiling



Architectural



Jointing



Flooring

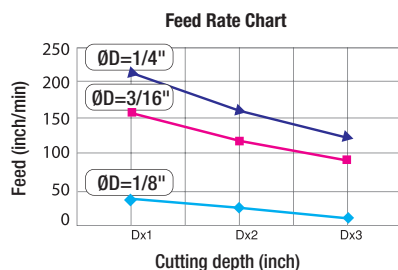
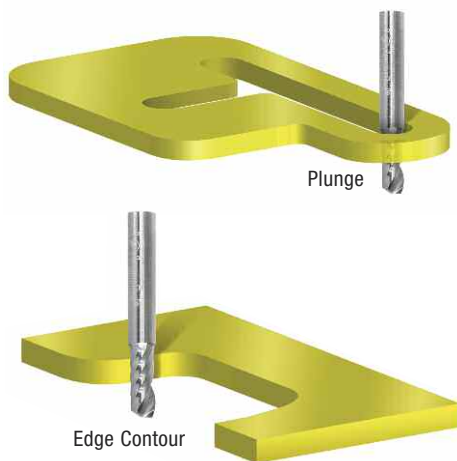
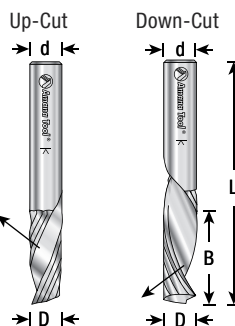


Door Making



Solid Surface

Industrial Quality  
**Router Bits**



## SOLID CARBIDE PLASTIC CUTTING SPIRAL 'O' FLUTE


Up-Cut & Down-Cut • Single Flute

Produce super clean, smooth cuts, especially in acrylic materials (Plexiglas®, Lucite®), other plastics and wood. Bits are made according to strict tolerances from an exclusive carbide grade and polished to a mirror finish using Amana's unique process. Designed to eject chips either up or down. Ideal for industrial applications and CNC machines. Right hand helix, right hand cut.



Great For Cutting:

- Plastic/Acrylic
- Solid Surface
- Wood
- Polycarbonate
- Foam Board
- Corrugated Polypropylene
- PE/Aceta/Nylon



ØD	B	Ød	L	'Up-Cut' Tool No.	'Down-Cut' Tool No.
1/8	1/2	1/8	2	51410	51510
3/16	5/8	3/16	2	51412	51512
1/4	3/4	1/4	2	51404	51504
1/4	1	1/4	2-1/2	51405	51505

⚠ **Warning:** Maximum RPM 35,000

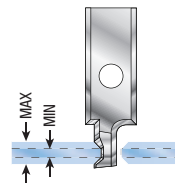


For Aluminum Cutting Spiral 'O' Flute Router Bits, please see page 26.



## SOLID CARBIDE <sup>NEW</sup> PLASTIC CUTTING CNC INSERT SYSTEM

*The Most Innovative time saving system for cutting and chamfering in plastics.*



### 2 Flute

Thirteen unique insert knife profiles produce smooth, chip-free cuts and last at least twice as long as comparable solid carbide bits.

These industrial quality knives allow the user to both cut & chamfer the top and bottoms of Plexiglas® or styrene sheets in one action. The knives fit the In-Groove™ tool bodies – both the 1/4" shank #RC-1075 and the 1/2" shank #RC-1076, which are expertly balanced to provide superior cutting results.

For more information visit [www.amanatool.com/inplastic](http://www.amanatool.com/inplastic)

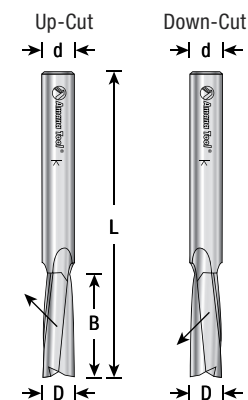
## SOLID CARBIDE ACRYLIC 'O' FLUTE SLOW SPIRAL

### Up-Cut & Down-Cut • 2 Flute

Provides smooth finish in acrylic materials, and both soft and hard plastics.



ØD	B	Ød	L	'Up-Cut' Tool No.	'Down-Cut' Tool No.
1/4	3/4	1/4	2-1/2	46313	46413
1/4	1	1/4	2-1/2	46311	46411



## SOLID CARBIDE PLASTIC SLOW SPIRAL FLUTE PLUNGE

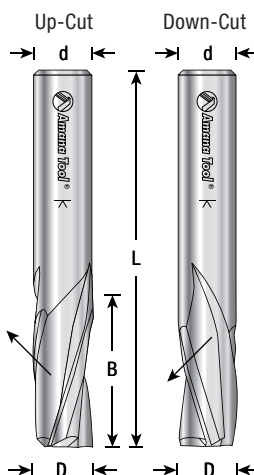
### 3 Flute

Specially designed to provide an excellent finish in hardwoods, solid surface and hard plastics. Choose 'Up-Cut' if an excellent finish on the bottom of surface is required, or 'Down-Cut' for an excellent finish on the top of surface.



ØD	B	Ød	L	'Up-Cut' Tool No.	'Down-Cut' Tool No.
3/8	1	3/8	2-1/2	—	46430
1/2	1	1/2	3	46332	46432

**Warning:** Recommended RPM 20,000-21,000



## PLASTIC CUTTING

### Carbide Tipped

For fast cutting in harder more abrasive plastics such as phenolic resin, acrylic, etc.

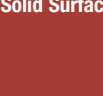
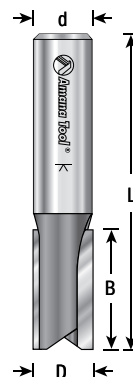


### Single 'O' Flute

ØD	B	Flutes	Ød	L	Tool No.
3/16	1/2	1	1/4	2	43100
1/4	1	1	1/4	2-1/4	43104
3/8	1	1	3/8	2-1/2	43108
1/2	1-1/4	1	1/2	3	43112

### Double 'O' Flute

3/16	1/2	2	1/4	2	43300
1/4	1	2	1/4	2-1/4	43304





Plastic  
Cutting



Trimming



Signmaking



Grooving



Profiling



Architectural



Joining



Flooring

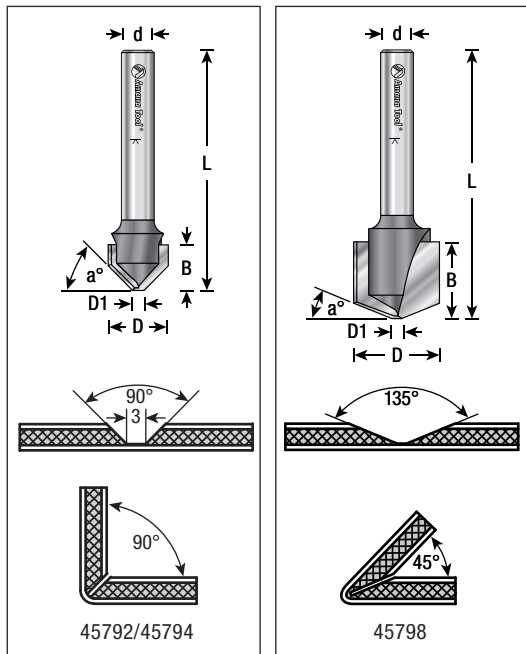


Door  
Making



Solid Surface

Industrial Quality  
**Router Bits**



## DOUBLE EDGE FOLDING 'V' GROOVE **NEW**

For Shaping Composite Panels


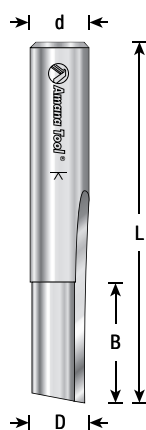
### Carbide Tipped

Designed for cutting aluminum/plastic sandwich materials like **Alucobond®**, **Dibond®** etc. with a 90° angle and flat bottom. These bits are widely used as cladding for many diverse applications such as office buildings, hospitals, convention centers, airports, hotels. Routing V-shaped grooves, whereby the aluminum cover and a part of the polyethylene core is removed, allows folding the remaining material by hand.

ØD	ØD1	a°	B	Ød	L	Tool No.
1/2	0.090	45°	3/8	1/4	2	45792
1/2	0.090	45°	3/8	1/2	2	45794
23/32	—	22.5°	—	1/4	2-1/4	45798



Please refer to page 243 for saw blades to cut aluminum, plastic and sandwich materials like Alucobond®, Dibond® etc.



## SOLID CARBIDE PLASTIC CUTTING 'O' FLUTE

New solid carbide tools with unique circular 'O' flute design to eject chips more easily. Single flute for fast cutting in soft plastics such as PVC, styrene, ABS, etc.

### Single 'O' Flute

ØD	B	Flutes	Ød	L	Tool No.
1/8	1/2	1	1/4	2	43500
3/16	5/8	1	1/4	2	43504
1/4	3/4	1	1/4	2-1/2	43508
1/4	1	1	1/4	2-1/2	43512
1/4	1	1	1/4	3-1/4	43514
1/2	1	1	1/2	3	43520

### Double 'O' Flute

1/8	1/2	2	1/4	2	43600
3/16	5/8	2	1/4	2	43604
1/4	1	2	1/4	2-1/2	43608
3/8	1	2	3/8	2-1/2	43612
1/2	1	2	1/2	3	43616




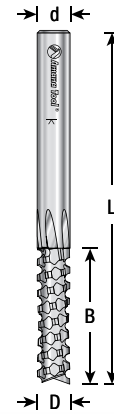


## SOLID CARBIDE <sup>NEW</sup> ROUGHING SPIRAL MULTI FLUTE FOR COMPOSITE MATERIALS



Special grade solid carbide bits feature unique grinding and multi spiral flute design. Suitable for 'roughing' cuts in hard and abrasive composite materials such as: **carbon fiber**, **Trespa®**, **fiberglass**, etc. Special grade carbide for maximum durability. Down-Cut for better clamping when machining small work pieces and improved finish on the top of the board. For use on routers and CNC machines.

ØD	B	Ød	L	Tool No.
1/4	1	1/4	2-9/16	46133
1/2	1-21/32	1/2	3-1/4	46135



Please refer to the top of page 235 for saw blades to cut hard and abrasive composite materials such as Trespa®, etc.

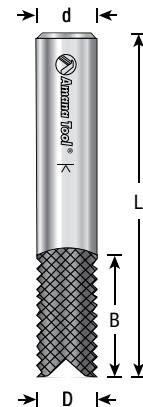
## SOLID CARBIDE FIBERGLASS ABRASIVE TYPE PLUNGE DIAMOND PATTERN



This bit is designed especially for cutting **fiberglass**, tile and other highly abrasive materials. Works well on epoxies made with carbon, glass and composite materials. Its diamond-pattern cutting edges have 'Up-Cut' and 'Down-Cut' angles to grind through the work. Cuts evenly in all directions.

ØD	B	Ød	L	Type of Cut	Tool No.
1/4	3/4	1/4	2	Fine	46110
1/4	3/4	1/4	2	Coarse	46112

⚠ **Warning:** Maximum RPM 28,000



Solid Surface

Industrial Quality  
**Router Bits**

3D renderings & tool illustrations **not** shown at actual size. Visit our website for additional 1:1 profiles.

⚠ **Warning:** Before use, read router bit safety guidelines on pages 186-188.





Plastic  
Cutting



Trimming



Signmaking



Grooving



Profiling



Architectural



Joining



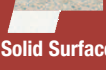
Flooring



Door  
Making



Solid Surface



Solid Surface



Solid Surface



Solid Surface



Solid Surface



Solid Surface



Solid Surface




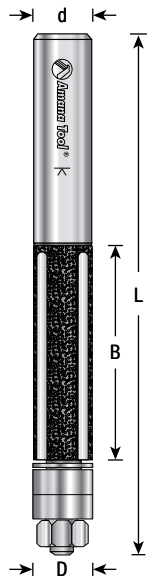
Solid Surface



Solid Surface



Solid Surface



## SOLID CARBIDE FIBERGLASS & CARBON FIBER CUTTING FLUSH TRIM

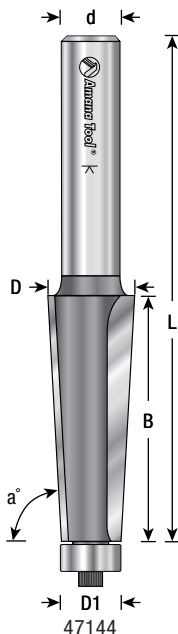
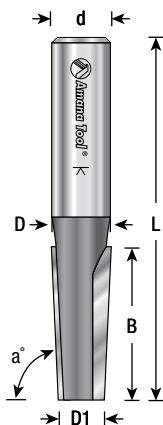


Used in the boat and RV industry to trim laminated **fiberglass** boards. Cuts fast and clean.

ØD	B	Ød	L	Tool No.
1/2	1-3/4	1/2	4-1/4	44100

Replacement Bearing #47706 (2)

Replacement Nut #67086



## 3°, 5° & 7° PATTERNMAKERS Carbide Tipped • 2 Flute



This slightly tapered bit is specifically designed for wood patternmaking, especially wood vacuum-forming molds where draft (3°, 5° and 7° taper) is required for releasing the styrene or other plastic from the mold. It can be used to bevel the leading edge on a door.

ØD	ØD1	a°	B	Ød	L	Tool No.
1/2	3/8	3°	1-1/4	1/2	3-1/8	42420
19/32	3/8	5°	1-1/4	1/2	3-5/32	42422 <b>NEW</b>
13/16	3/8	7°	1-1/4	1/2	3-5/32	42424 <b>NEW</b>
3/4	1/2	3°	2-1/8	1/2	4-5/8	47144 *

\* Not for use in CNC machines.

Replacement bearing for #47144 use #47706.



Vacuum-forming  
mold (wooden)



# PANEL PILOT BITS

- Perfect for RV & Mobile Home Industry
- Super Clean Cuts



Industrial Quality  
**Router Bits**

## PANEL PILOT


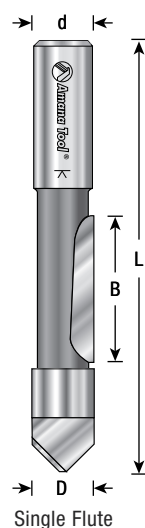
Carbide Tipped • Single Flute

Heat Treated



These panel pilot bits have a pointed tip for plunge cuts and a special grind for speed and an integral solid pilot. It is designed for fast cut-out work and is used extensively in the mobile home & RV industries. The single-flute version cuts fast and produces an excellent finish.

ØD	B	Ød	L	Tool No.
1/4	3/4	1/4	2-1/2	45506
3/8	1	1/4	2-7/8	45507
3/8	1	3/8	3	45508
1/2	1-3/16	1/2	3-5/8	45510
1/2	2	1/2	4-3/4	45511



3D renderings & tool illustrations **not** shown at actual size. Visit our website for additional 1:1 profiles.

⚠ **Warning:** Before use, read router bit safety guidelines on pages 186-188.







Straight Plunge



Trimming



Signmaking



Grooving



Profiling



Architectural



Jointing



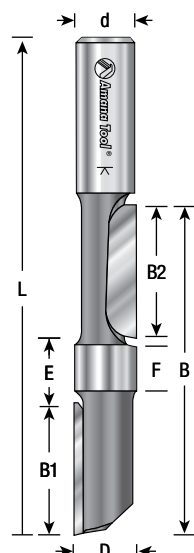
Flooring



Door Making



Solid Surface



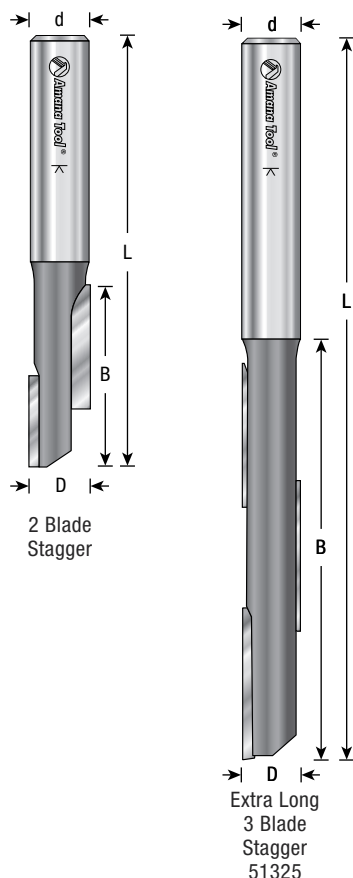
## STAGGER TOOTH PLUNGE PANEL

*With Center Pilot*

**Carbide Tipped • Heat Treated**

This version of the panel pilot bit has a stagger-tooth configuration for fast, clean cuts, coupled with a solid pilot between the cutting edges. Designed specifically for the RV-manufacturing industry to cut openings in ceilings and sidewalls, it can be used in any setup that has a template between the materials to be cut.

ØD	B	E	F	B1	B2	Ød	L	Tool No.
1/2	2-13/16	3/8	1/2	1-1/8	1-3/16	1/2	4	51317
1/2	2-13/16	3/8	1/2	1-1/8	1-3/16	1/2	4-1/4	51314
1/2	2-13/16	3/8	1/2	1-1/8	1-3/16	1/2	5	51319
1/2	2-1/2	9/32	3/8	1-1/8	1	1/2	4	51321



## STAGGER TOOTH PLUNGE CUTTING

**Carbide Tipped**

Two cutting edges spaced 180 degrees apart, each half the length of its flute. One extends from the tip to the middle of the flute, the other from the middle to end. The configuration combines the cutting speed and chip clearance of a single-flute bit with the finish of a double-flute bit. Excellent bit for cutting dense or abrasive man-made materials and panel goods.

### 2 Blade Stagger

ØD	B	Ød	L	Tool No.
1/4	1	1/4	2-1/4	51300
3/8	1-3/8	3/8	3	51302
3/8	1-1/2	1/2	3-1/8	51304
1/2	1-1/2	1/2	3-1/8	51306
1/2	2	1/2	4-1/4	51308
1/2	2-1/8	1/2	4-1/4	51309
1/2	2-1/4	1/2	4-1/2	51310
1/2	2-1/2	1/2	4-1/2	51311
1/2	2-5/8	1/2	4-3/4	51313
1/2	2-5/8	1/2	5	51327
1/2	2-5/8	1/2	5-1/2	51323
5/8	2	1/2	4	51315

### Extra Long 3 Blade Stagger

ØD	B	Ød	L	Tool No.
1/2	3-1/2	1/2	6-1/4	51325



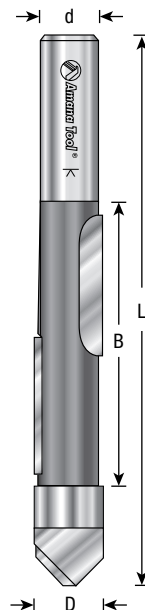
## STAGGER TOOTH PANEL PILOT

*With Plunge Point*

### Carbide Tipped

Stagger tooth version of our standard two-flute panel pilot which gives greater speed and stock removal than our single-flute with the strength of a two-flute bit.

ØD	B	Ød	L	Tool No.
5/8	2-1/4	1/2	4-3/4	45520



## HIGH SPEED STEEL PANEL PILOT (HSS)

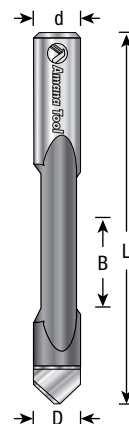
### Single Flute

### Straight

The ultimate boring/pilot bit! These HSS panel pilot bits are long lasting and perfect for mobile homes, modular homes and the RV industries.

Perfect for: wood panels, vinyl coated panels and aluminum layered material.

ØD	B	Ød	L	Tool No.
1/4	5/8	1/4	2-3/4	HSS11004
3/8	3/4	3/8	3-1/8	HSS11002
1/2	1	1/2	3-1/2	HSS11006

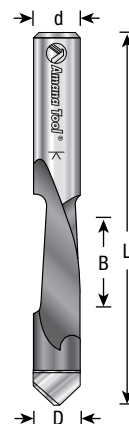


### Spiral

Perfect for mobile homes and RV industries, the 'Down-Cut' design ejects the chips away from the operator.

Perfect for: drywall, wallboard, vinyl coated panels, aluminum and plywood sandwich panels.

ØD	B	Ød	L	Tool No.
1/4	5/8	1/4	2-3/4	HSS11003
3/8	3/4	3/8	3-1/8	HSS11001
1/2	1	1/2	3-1/2	HSS11005



Solid Surface



3D renderings & tool illustrations **not** shown at actual size. Visit our website for additional 1:1 profiles.

**Warning:** Before use, read router bit safety guidelines on pages 186-188.





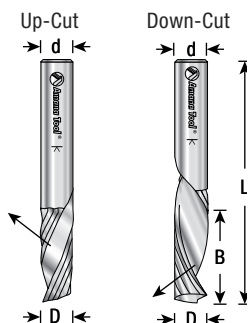
Solid Surface

Industrial Quality  
**Router Bits**

# SOLID CARBIDE ALUMINUM CUTTING

SPIRAL 'O' FLUTE ROUTER BITS

- Up-Cut & Down-Cut
- Mirror Finish
- Superior Cut Quality
- Special Carbide Grade




## SOLID CARBIDE ALUMINUM CUTTING SPIRAL 'O' FLUTE

Up-Cut & Down-Cut • Single Flute

This bit is perfect for cutting aluminum, brass, copper and other non-ferrous metals. Bits are made according to strict tolerances from an exclusive carbide grade and polished to a mirror finish using Amana's unique process. Designed to eject chips either up or down. Ideal for industrial applications and CNC machines.

Our spiral 'O' flute router bits are manufactured using innovative techniques and materials that yield superior results with each cut and help make aluminum projects less labor-intensive. *We strongly recommend that a lubricant or coolant be used which will prolong the life of the tool and to reduce tool breakage.*



Great For Cutting:

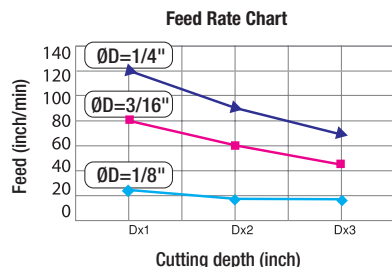
- Aluminum
- Brass
- Copper
- Non-Ferrous Metals

ØD	B	Ød	L	'Up-Cut' Tool No.	'Down-Cut' Tool No.
1/8	5/16	1/8	1-1/2	51406	51506
3/16	1/2	1/4	2	51408	51508
1/4	5/8	1/4	2	51402	51502

Please note: for aluminum cutting, please lubricate.

The recommended feed rate for aluminum is 3 meters/min or 120 inch/min at 18,000 RPM.

⚠ **Warning:** Maximum RPM 35,000



**For Plastic Cutting Spiral 'O' Flute Router Bits, please see page 18.**

3D renderings & tool illustrations **not** shown at actual size. Visit our website for additional 1:1 profiles.  
⚠ **Warning:** Before use, read router bit safety guidelines on pages 186-188.



# INVECTRA™ NEW

## METAL LAMINATE TRIM BITS



## SOLID CARBIDE METAL LAMINATE TRIM

### 2 Flute • Industry Recommended

Designed and tested for trimming all decorative metal laminates manufactured by Formica®, Advanced Technology Inc. (ATI™), DecoMetal® and many others. Engineered from an Amana Tool® exclusive carbide grade designed specifically for cutting both metal laminates and wood-based substrate materials. Each bit is fitted with a steel bearing guide that enables users to trim laminate materials flush to the substrate, allowing you to perform any metal trim job to perfection!

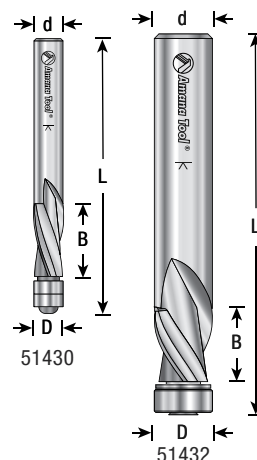
ØD	B	Ød	L	Tool No.
1/2	5/8	1/4	2-3/8	51430* $\Delta_{28}$
1/2	5/8	1/2	3-1/2	51432* $\Delta_{14}$

#51430 Replacement bearing #47723 (2), replacement screw #67134.

#51432 Replacement bearing #47706, replacement screw #67011, replacement washer #67098.

\* Except material: Formica® #2178

$\Delta$  **Warning:** Maximum RPM  $\Delta_{14}$  = 14,000;  $\Delta_{28}$  = 28,000



With Invectra™ router bits, kitchen fabricators, remodelers and construction workers can perform any kind of cut and trim job in metal laminates.

Photos by DecoMetal®



Solid Surface

## SOLID CARBIDE NEW

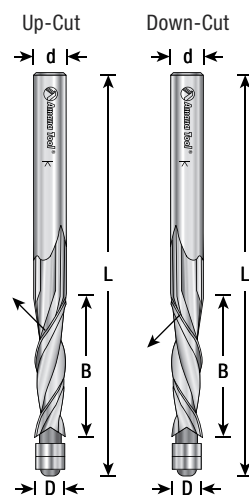

## ALUMINUM CUTTING FLUSH TRIM SPIRAL

### 2 Flute With Ball Bearing Guide

This flush trim router bit was designed to eject chips UP or DOWN for clean cuts in aluminum. Perfect for routing aluminum using a template. Features a special carbide grade to perform high-quality cuts in aluminum.

ØD	B	Ød	L	'Up-Cut' Tool No.	'Down-Cut' Tool No.
1/4	1-1/4	1/4	3-5/16	51420	51520
1/4	1/2	1/4	2-1/2	51422	51522

Replacement bearing #47723 (2)



3D renderings & tool illustrations **not** shown at actual size. Visit our website for additional 1:1 profiles.

$\Delta$  **Warning:** Before use, read router bit safety guidelines on pages 186-188.



Industrial Quality  
**Router Bits**

# MORTISING ROUTER BITS



## MORTISING

Mortising is one of the most common woodworking operations. Mortise-and-tenon joints, hinges and locks, grooves and dadoses, all require the precise removal of material. Whether you need a deep mortise for a strong, interlocking joint on a chair or a shallow mortise for hardware installation, Amana has a bit for the task. Some bits even have an upper guide bearing for use with a template. All of our mortising bits have Amana's renowned quality; your assurance of efficient, precise cuts and long tool life.

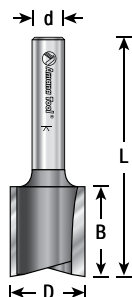
## MORTISING

### Carbide Tipped • 2 Flute



Cutting mortises for hinges and locks can be challenging; the mortise depth must be accurate for smooth operation and the edges must be sharp for a clean, professional installation. These mortise bits make hardware installation a snap. The large gullet between the two flutes clears chips away quickly and the cutter geometry creates a crisp outline for a perfect fit.

ØD	B	Ød	L	Tool No.
1/2	3/4	1/4	2	45500
5/8	3/4	1/4	2	45502
3/4	3/4	1/4	2	45504
1-1/4	3/4	1/2	2-1/8	45505



#### NOTE:

A proper mortising bit, as shown, should have a large gullet between the two flutes, as indicated with an arrow. This allows greater chip clearance and removal.



Straight  
Plunge



Trimming



Signmaking



Grooving



Profiling



Architectural



Jointing



Flooring



Door  
Making



Solid Surface

Industrial Quality  
**Router Bits**

## HINGE AND LOCK FACE MORTISING CUTTERS

Carbide Tipped • 2 Flute

Screw Type Cutters only (1/4" - 28 & 5/16" - 24 Thread)

Mortise doors to fit hinges, locks, lock face plates and for general stock removal. All cutters fit threaded arbors (see threaded arbor table below).

ØD	B	Thread	Tool No.
1/2	7/8	1/4" - 28	55251 ** NEW
1/2	0.885	1/4" - 28	55253 NEW
5/8	9/16	1/4" - 28	55259 NEW
3/4	1/2	1/4" - 28	55250
3/4 + 0.015	9/16	1/4" - 28	55248 NEW
13/16	9/16	1/4" - 28	55249 NEW
7/8	1/2	1/4" - 28	55252
15/16	9/16	1/4" - 28	55149 NEW
1	1/2	1/4" - 28	55254
1-1/8	9/16	1/4" - 28	55256
1-1/4	9/16	1/4" - 28	55257
1-1/4	5/8	1/4" - 28	55258
1-1/4	5/8	5/16" - 24	55255 *

Arbors: 1/4" shank use #47611, 1/2" shank use #47614.

\* Arbor 1/4" shank use #47616.

\*\* Down-shear.

## THREADED ARBOR

For Screw Type Mortising Cutters (above table)

For Use With Cutter(s):	ØD	Ød	A	B	L	Tool No.
#55250 through #55258	1/4-28NF	1/4	1-7/16	1/4	1-13/16	47611 *
#55251	1/4-28NF	1/4	1-1/4	15/32	1-13/16	47615 * NEW
#55255	5/16-24NF	1/4	1-7/16	1/4	1-13/16	47616 *
#55250 through #55258	1/4-28NF	1/2	1-1/2	1/4	1-1/2	47614 *

\* Due to application, these arbors are not furnished with hex nut or washers.


## UP-SHEAR BIT SLOT MORTISER

Carbide Tipped • 2 Flute

These bits are designed to do deep slot and holes for tenon, especially in doors, chairs, tables etc. Special carbide with a 1" long up-shear and chipbreaker for fast cuts and chip clearance. For use in lock mortising machines and door machines.

ØD	B	B1	Ød	L	Tool No.
1/2	1	2-3/4	1/2	6	45540 ▲
5/8	1	4-3/4	1/2	6-5/8	45542 ▲
3/4	1	4-3/4	1/2	6-5/8	45544 ▲

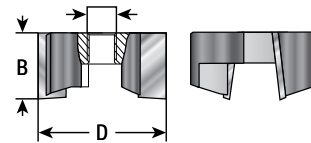
▲ Warning: DO NOT USE THESE BITS ON A DRILL PRESS MACHINE UNDER ANY CIRCUMSTANCES!




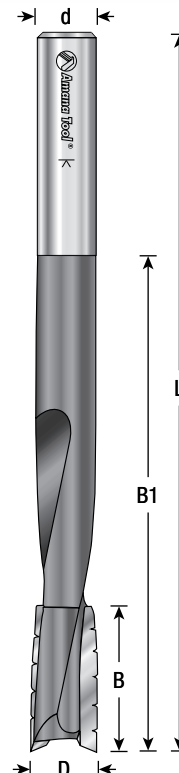
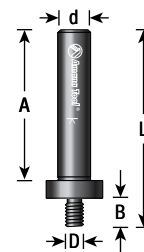
Cut Deep Mortises



For Slot Mortiser Only



Fits Porter-Cable® & other standard model mortising jigs. Also used in door machines.



Solid Surface

Industrial Quality  
**Router Bits**

3D renderings & tool illustrations **not** shown at actual size. Visit our website for additional 1:1 profiles.

▲ Warning: Before use, read router bit safety guidelines on pages 186-188.







Straight Plunge



Trimming



Signmaking



Grooving



Profiling



Architectural



Jointing



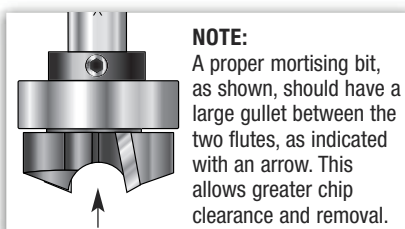
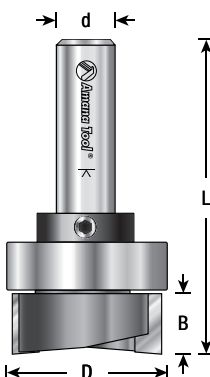
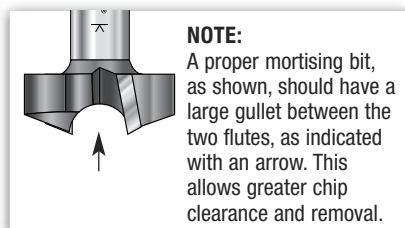
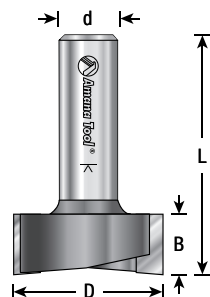
Flooring



Door Making



Solid Surface



## MORTISING

Carbide Tipped • 2 Flute

Down-Shear Design

Intended for hinge mortising, this bit is an excellent choice for cutting laps and tenons as well. The sides and bottom of the cut are exceptionally smooth. The down-shear design reduces chipping along the top edge of the cut, especially in laminates, veneered plywood and MDF. The large gullet between the cutting edges provides excellent chip clearance.



ØD	B	Ød	L	Tool No.
1/2	5/16	1/4	1-7/16	45570
3/4	3/4	1/2	2-1/4	45576
1-1/4	15/64	1/2	1-3/4	45578
1-1/4	1/2	1/2	2	45580



## MORTISING

*With Upper Ball Bearing*

Carbide Tipped • 2 Flute

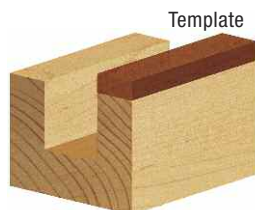
Down-Shear Design

There is no faster method for producing multiple mortises than with a template. And the accuracy achieved with a template is unparalleled. These mortise bits are specially designed for use with templates, both linear and curved.

If you've ever used a bushing with template work then you'll appreciate these bearing-guided bits; there's no need to calculate offset – ever. Instead, the mortise is sized exactly to the template. And, unlike a bushing on the router sub-base, the guide bearing is always concentric to the cutting circle of the bit. This ensures precise cuts each and every time.



ØD	B	Ød	L	Replacement		Tool No.
				Bearing	Collar	
1/2	3/4	1/4	2-3/8	47701	47724	45582
5/8	3/4	1/4	2-3/8	47712	47724	45584
3/4	3/4	1/4	2-7/16	47714	47724	45586
1-1/4	1/2	1/2	2-5/8	47756	47740	45590



## MORTISING BIT

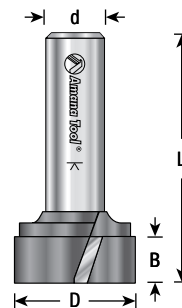
*For Bottom Cleaning*

**Carbide Tipped • 2 Flute**

**Up-Shear Design**

This bit is intended for broad, very shallow cuts, where an exceptional finish is desired. Use it to clean up previously cut dadoes and grooves, or for surfacing cuts. The up-shear configuration improves chip removal, while the cutting-edge orientation produces a smooth surface.

ØD	B	Ød	L	Tool No.
3/4	7/16	1/4	2-1/4	45560
3/4	7/16	1/2	2-1/2	45562
1	7/16	1/2	2-1/2	45564
1-1/2	5/8	1/2	2-3/4	45566



## MORTISING BIT

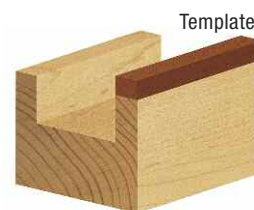
*For Bottom Cleaning  
With Upper Ball Bearing*

**Carbide Tipped • 2 Flute**

**Up-Shear Design**

Shank-mounted ball-bearing for pattern and template routing.

ØD	B	Ød	L	Replacement Bearing	Collar	Tool No.
3/4	7/16	1/4	2-1/4	47714	47724	45561
3/4	7/16	1/2	2-1/2	47721	47739	45563
1	7/16	1/2	2-1/2	47754	47740	45565
1-1/2	5/8	1/2	2-3/4	47758	47740	45567



Solid Surface



3D renderings & tool illustrations **not** shown at actual size. Visit our website for additional 1:1 profiles.

**Warning:** Before use, read router bit safety guidelines on pages 186-188.





Straight  
Plunge



Trimming



Signmaking



Grooving



Profiling



Architectural



Joining



Flooring



Door  
Making



Solid Surface

Industrial Quality  
**Router Bits**

# FLUSH TRIM BITS

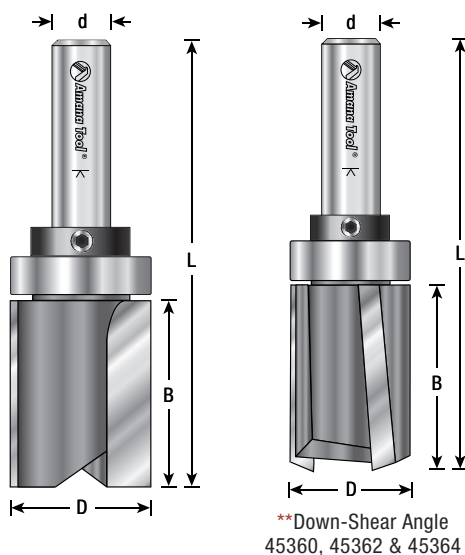
- Extra strong, lasts 200% longer
- New generation of high wear outstanding carbide
- Superior geometric design provides super clean cuts
- Cost effective



## FLUSH TRIM PLUNGE TEMPLATE With Upper Ball Bearing

Carbide Tipped • 2 Flute

This bit is essentially a plunge-cutting straight with a shank-mounted ball-bearing pilot. Versatile, useful for template/pattern routing of parts, joints, internal cuts and can be used in handheld and table-mounted routers. The template is attached to the workpiece, and the pilot bearing rides along its edge as the cutting edges rout the workpiece, forming an exact duplicate of the template. With a handheld router, the pattern is on top of the work; with a table-mounted router, the pattern is underneath the work.



### 1/4" Shank

ØD	B	Ød	L	Bearing	Collar	Tool No.
3/8	1/2	1/4	2	47751(2)	47764	45475 †
1/2	3/8	1/4	2-1/4	47701	47724	45481 *
1/2	1/2	1/4	2	47701	47724	45487
1/2	3/4	1/4	2-1/4	47701	47724	45491
1/2	1	1/4	2-1/2	47701	47724	45460
1/2	1-1/4	1/4	2-3/4	47701	47724	45461
5/8	1/2	1/4	2-1/4	47712	47724	45482
5/8	3/4	1/4	2-1/2	47712	47724	45483
5/8	1	1/4	2-3/4	47712	47724	45462
3/4	3/4	1/4	2-3/8	47714	47724	45485
3/4	1	1/4	2-1/2	47714	47724	45464

### 3/8" Shank

7/8	1	3/8	2-5/8	47741	47730	45499
1	1	3/8	2-7/8	47722	47730	45466


### 1/2" Shank

3/4	1	1/2	3	47721	47739	45463
3/4	1-1/4	1/2	3-1/4	47721	47739	45360 **
3/4	1-1/2	1/2	3-1/2	47721	47739	45362 **
3/4	1-3/4	1/2	3-3/4	47721	47739	45465
3/4	2	1/2	4	47721	47739	45364 **
1	1-3/4	1/2	3-3/4	47754	47739	45467 $\Delta_{20}$
1-1/8	1	1/2	3	47738	47740	45550
1-1/8	1-1/2	1/2	3-1/2	47738	47740	45468 $\Delta_{20}$
1-1/8	2	1/2	4	47738	47740	45551

\* For use on hardwood & flooring medallions. † Double Bearing.

\*\* Down-Shear Angle – The shear angle cuts faster, cleaner and lasts longer than straight angle because of the chip removal speed. We recommend using shear angle in most instances especially where large diameters are used.

$\Delta$  Warning: Maximum RPM  $\Delta_{20}$  = 20,000



See pages 33 & 128-129  
for additional flooring bits.



## DADO CLEAN-OUT

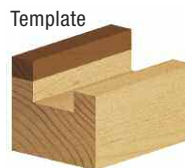
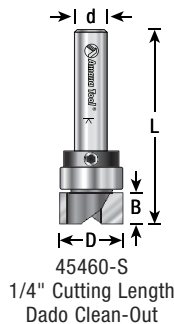
Carbide Tipped • 2 Flute • 1/4" Shank

Bits are designed with a 1/4" cutting edge for dado clean-out.  
Also used in hardwood and flooring medallions.

ØD	B	Ød	L	Replacement Bearing	Collar	Tool No.
3/8	1/4	1/4	1-3/4	47751(2)	47764	45475-S†
1/2	1/8	1/4	1-3/4	47701	47724	45489-S
1/2	1/4	1/4	1-5/8	47701	47724	45460-S
9/16	3/8	1/4	1-27/32	47753	47724	45474-S* <b>NEW</b>
5/8	1/4	1/4	1-3/4	47712	47724	45462-S
3/4	1/4	1/4	1-3/4	47714	47724	45464-S

† Double bearing.

\* Tambour groove/slot bit.



Industrial Quality

Router Bits

## FLUSH TRIM PLUNGE TEMPLATE

With Oversized Upper Ball Bearing


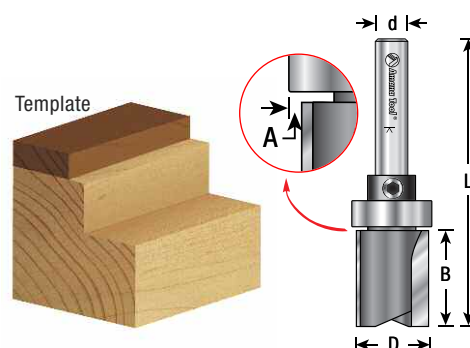
Carbide Tipped • 2 Flute

For template use with specified jigs.

Jigs	ØD	B	Ød	L	A	Repl. Bearing	Tool No.
Porter-Cable® Morten™ 5/16 Morten & Tenon, Omnijig®		3/4	1/4	2-3/4	3/32	47701	45495
Hinge-Mate™ II Template	1/2	1/4	1/4	1-7/8	1/8	47714	45496

Replacement for "Porter-Cable®" bit #43671 one piece. For Mortising of doors to accept hinge butts with Porter-Cable® Kit model #59370 for 3," 3-1/2" and 4" hinges

Replacement collar #47724.



## INSERT CARBIDE FLUSH TRIM TEMPLATE

With Upper Ball Bearing

2 Flute

Insert carbide is the economical way to go. Each knife has two edges; saves down time. We have three different grades of carbide for various applications, such as: hard/softwood, MDF, solid surface, chipboard and plywood.

ØD	B	Ød	L	Replacement Knives	Tool No.
3/4	30mm	1/2	3-1/4	RCK-30	RC-1230
3/4	50mm	1/2	3-15/16	RCK-151	RC-2400**

\*\* This tool is meant for difficult work. The knives are held with 3 screws.

Replacement bearing #47721.

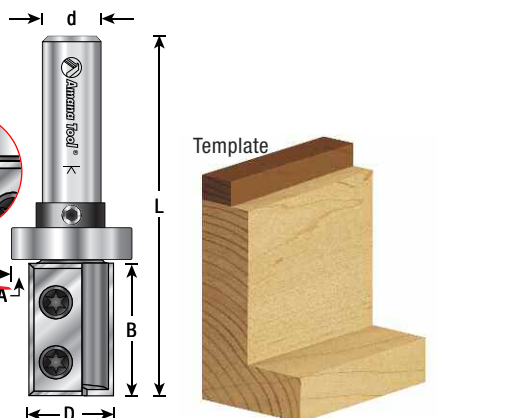
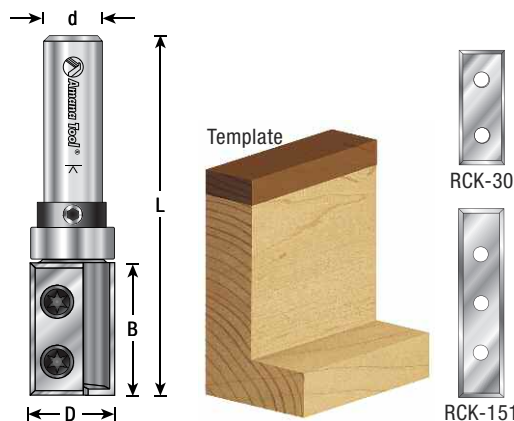
Replacement collar #47739.

Replacement knife screws #67115.

Different size overhangs can be achieved by replacing bearing #47721 with the following bearings:

'A'	Bearing No.
1/8	47745
1/4	47747

Above bearings must be purchased separately.



3D renderings & tool illustrations **not** shown at actual size. Visit our website for additional 1:1 profiles.

**Warning:** Before use, read router bit safety guidelines on pages 186-188.





Straight  
Plunge



Trimming



Signmaking



Grooving



Profiling



Architectural



Jointing



Flooring

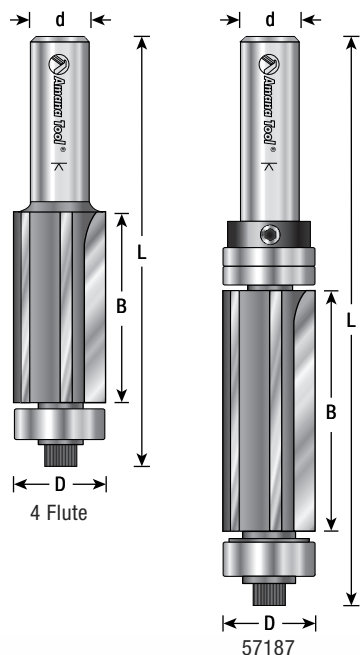
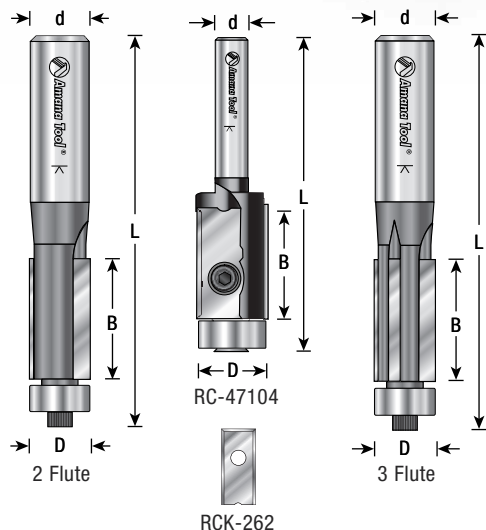


Door  
Making



Solid Surface

Industrial Quality  
**Router Bits**



## FLUSH TRIM

### With Ball Bearing Guide



#### Carbide Tipped

Use any of the flush trimming bits below for laminate work or for template and pattern work. For template application, the bearing follows the template, while the cutting edges trim the workpiece. With the router handheld, the template is on the bottom of the work. With a table-mounted router, the template is on top. A two-flute bit is a good general-purpose choice, providing fast cuts and good finishes. Excellent for template work.

#### 2 Flute

ØD	B	Ød	L	Tool No.
1/4	1/2	1/4	2-1/4	47090 *
1/4	1	1/4	2-1/2	47092 *
3/8	1/2	1/4	2-1/8	47102
3/8	1	1/4	2-5/8	47100
3/8	1-1/4	1/4	2-3/8	47093 <b>NEW</b>
3/8	1	1/2	3-1/8	47101
3/8	1	3/8	2-7/8	47103 †
1/2	8mm(5/16)	1/4	2-1/4	RC-2000
1/2	7/16	1/4	2-19/64	DRB-400 <b>NEW</b>
1/2	1	1/4	2-5/8	47104
1/2	13/16	1/4	2-5/16	RC-47104
1/2	1/2	1/4	2-1/4	47106
1/2	1	1/2	3-1/4	47108
1/2	1/2	1/2	2-3/4	47110
1/2	1	3/8	2-7/8	47112
1/2	1-1/4	1/2	2-3/4	47117 <b>NEW</b>
3/4	1	1/2	3-1/4	47140
3/4	1-1/4	1/2	3-1/2	47141

\* 1/4" diameter for closer inside corner cutting only; bearings not guaranteed due to size.

Replacement Bearings: \*1/4" dia. use #47723, 3/8" dia. use #47702, 1/2" dia. use #47706, 3/4" dia. use #47714. Undersized bearing (.492" dia.), use #47715 - for use after re-sharpening (1/2" dia. only).

† Single Flute, for the RV industry.

Replacement Knife #RCK-8 (2 required).

Diamond Tipped.

Replacement Knife #RCK-262 (2 required).

#### 3 Flute

For an extremely smooth finish, choose the three-flute configuration. It is especially good to use on laminates that tend to chip easily.

ØD	B	Ød	L	Tool No.
1/2	1	1/4	2-5/8	47114
1/2	1/2	1/4	2	47116
1/2	1	1/2	3-1/4	47118
1/2	1	1/2	3-5/8	47118-2 ••
1/2	1/2	1/2	2-5/8	47120

Standard replacement bearing (.500" dia.), use #47706.

Undersized bearing (.492" dia.), use #47715 - for use after re-sharpening.

•• Denotes double ball bearing for added stability.

#### 4 Flute

For a super-smooth cut finish, use a four-flute bit. Feed rate is reduced, and chipping is virtually eliminated.

ØD	B	Ød	L	Tool No.
3/4	1	1/2	3	57184
3/4	1-1/2	1/2	4	57185
3/4	2	1/2	4-1/2	57186
3/4	2	1/2	4-3/4	57187 <b>NEW</b>

Standard replacement bearing (steel) use #47714.

Optional Delrin® replacement bearing (steel) use #47709, for solid surface application.

\*\* Replacement Bearings: #47714 (bottom), #47721 (2 top). Retaining Collar #47740.

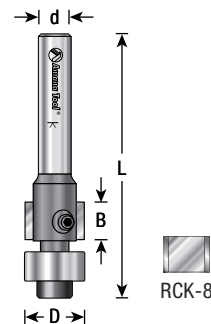
## ECONOMY INSERT CARBIDE FLUSH TRIM

### 2 Flute With Ball Bearing Guide

Get the practicality and productivity of an insert bit for the cost of a standard brazed-tip bit. The small two-sided carbide insert knives usually can be changed without altering the bit setup in the router. Because the knives aren't heated for brazing, it can be made of a harder grade of carbide and it will hold its edge longer. Ideal for both standard routers and laminate trimmers.

ØD	B	Ød	L	Repl. Knives	Tool No.
1/2	8mm(5/16)	1/4	2-1/4	RCK-8	RC-2000

Replacement bearing #47706. Replacement knife hex key #5011.  
Replacement knife screws #67016. Replacement bearing screw #67018.  
Allen key for bearing #5007.

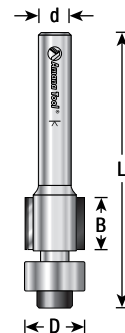


## DIAMOND TIPPED (PCD) NEW FLUSH TRIM FOR MDF/LAMINATE

### 2 Flute With Ball Bearing Guide

The ultimate flush trim bit. The diamond-tipped cutting edges last at least 40 times longer than carbide-tipped flush trims, saving you time and money.

ØD	B	Ød	L	Tool No.
1/2	7/16	1/4	2-19/64	DRB-400



## INSERT CARBIDE FLUSH TRIM

### 2 Flute With Ball Bearing Guide

In a production environment, insert tooling reduces downtime to a minimum. Each throw-away insert knife in this flush trimming bit has multiple edges. Rotate the knife to expose a fresh cutting edge. Tips can be replaced at any time, even mid-job, without changing the router setup.

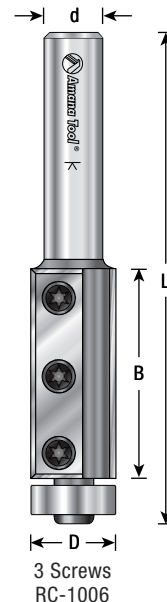
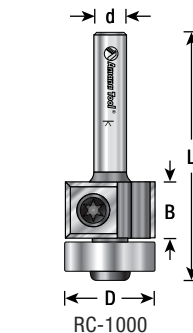
ØD	B	Ød	L	Repl. Knives	Tool No.
3/4	12mm	1/4	2-1/8	AMA-12	RC-1000
3/4	30mm	1/2	3-1/4	ICK-30	RC-1004
3/4	50mm	1/2	4-5/16	RCK-151	RC-1006*

\* This tool is meant for difficult work. The knives are held with 3 screws.

**NOTE:** #RC-1000 & #RC-1006 have four cutting edges per knife.  
#RC-1004 has two cutting edges per knife.

Torx® key included – #5005.

Replacement bearing #47711.  
Replacement knife screws #67115.  
Replacement bearing screws #67176.



Industrial Quality  
**Router Bits**





Straight Plunge



Trimming



Signmaking



Grooving



Profiling



Architectural



Joining



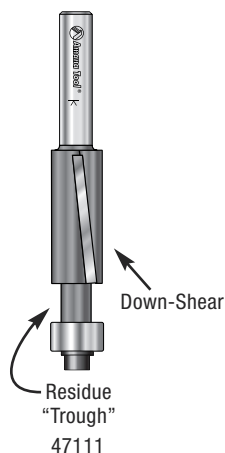
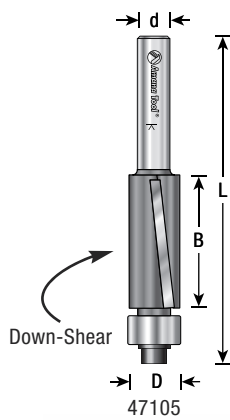
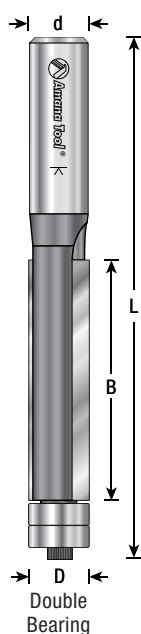
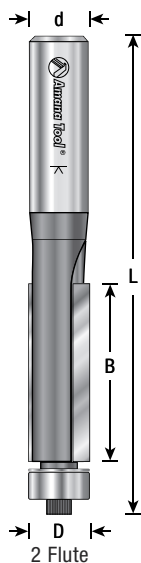

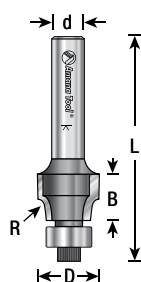
Flooring



Door Making



Solid Surface



## NO-FILE™

### With Ball Bearing Guide

#### Carbide Tipped • 2 Flute

Eliminate the time-consuming hand-filing that normally follows each trimming cut on a laminate job. Our patented No-File™ bit “breaks” the sharp edge as it trims the laminate flush. When used properly, the resulting edge is smooth and has a slight radius.



ØD	B	R	Ød	L	Tool No.
1/2	3/8	.059 (1.5mm)	1/4	1-7/8	47150
1/2	3/8	.059 (1.5mm)	1/2	2-1/8	47152
1/2	3/8	.015 (0.4mm)	1/4	1-7/8	47154

**NOTE:** #47154 is for laminates .025"–.038" thick (4mm radius), #’s 47150–47152 are for laminates .042"–.052" thick (1.5mm radius). Replacement bearing #47704 (3/8" dia.).

## FLUSH TRIM (EXTRA LONG)

### With Ball Bearing Guide

Use this bit for template or pattern work where the workpiece is unusually thick. The two-flute configuration cuts fast and produces a smooth finish.

For a superior finish, use the three-flute version. Twin bearings on selected tools provide better contact with reference edge and more stability in the cut.



#### Carbide Tipped • 2 Flute

ØD	B	Ød	L	Tool No.
1/2	1-1/2	1/2	3-7/8	47124
1/2	2	1/2	4-1/4	47126
1/2	1-1/2	1/2	4-1/16	47124-2 ••
1/2	2	1/2	4-3/8	47126-2 ••

#### Carbide Tipped • 3 Flute

1/2	1-1/2	1/2	3-7/8	47128
1/2	2	1/2	4-5/8	47131 <b>NEW</b>
1/2	1-1/2	1/2	4-1/16	47128-2 ••

•• Denotes double ball bearing for added stability.

Standard replacement bearing (.500" dia.), use #47706.

Undersized bearing (.492" dia.), use #47715 – for use after re-sharpening.

## DYNABIT™ LAMINATE TRIM

### With Ball Bearing Guide

#### Carbide Tipped • 2 Flute

The Dynabit™ line features a modest down-shear for an excellent finish. The helix bits have a spiral-like twist to the cutting edges, making them especially good on difficult materials such as melamine. An adhesive-trapping gap between cutting edges and pilot bearing is featured on tools #47111 & #47113.



ØD	B	Ød	L	Type	Repl. Bearing	Tool No.
3/8	1/2	1/4	2-3/8	Down-shear	47702	47115 <b>NEW</b>
1/2	1	1/4	2-5/8	Down-shear	47706	47105
1/2	1	1/2	3	Down-shear	47706	47109
1/2	1	1/4	2-7/8	Down-shear	47706	47111
1/2	1	1/2	3-1/4	Down-shear	47706	47113
1/2	2	1/2	4	Down-shear	47706	47129
5/8	5/8	1/4	2	Flush Helix	47712	47180
3/4	5/8	1/4	2-1/4	Flush Helix	47714	47182
3/4	3/8	1/4	2	15° Bevel	47714	47184

**Note:** Down-shear bits are not intended for router table use.

## SUPERTRIM™ 3° UP-SHEAR

With Ball Bearing Guide

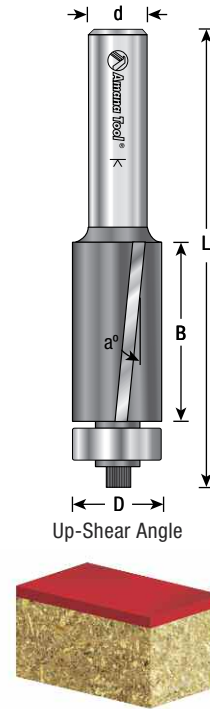


### Carbide Tipped • 2 Flute

For exceptional cutting speed, coupled with a super-fine finish, use these large-diameter flush trim bits on a standard router. Available in either up-shear or down-shear. Especially suitable for solid surface material when used with optional #47709 Delrin® bearing. Furnished with steel bearing #47714.

ØD	a°	B	Ød	L	Type	Tool No.
3/4	3°	1-1/2	1/2	3-7/8	Up-shear	47130
3/4	3°	2	1/2	4-1/4	Up-shear	47134
3/4	3°	1	1/2	3	Down-shear	47135
3/4	3°	1-1/2	1/2	3-7/8	Down-shear	47136
3/4	3°	2	1/2	4-1/4	Down-shear	47138

**Note:** Down-shear bits are not intended for router table use. Steel replacement bearing #47714. Optional Delrin® bearing #47709.



## DOWN-SHEAR MULTI TRIMMER

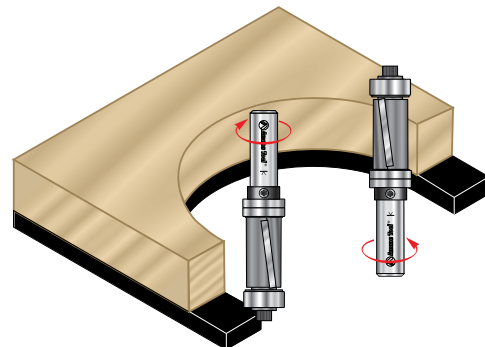
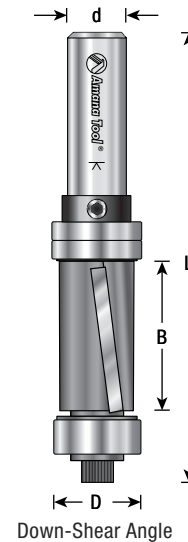
### Carbide Tipped • 2 Flute



This adaptable double bearing guided cutter has down-shear design, which ensures a clean cut even in difficult materials. The two-bearing design allows the cutter to be used with the template mounted on either side of the work and, consequently, it is possible to cut from either direction using only one template and without moving the template to the other side of the work piece.

This is especially useful when cutting curves which run both with and against the grain.

ØD	B	Ød	L	Replacement Bearing		Tool No.
				Upper	Lower	
1/2	5/8	1/4	2-3/32	47701	47706	47094
3/4	1-1/4	1/2	3-3/4	47721(2)	47714	47096
3/4	2	1/2	4-5/16	47721(2)	47714	47097



Solid Surface

3D renderings & tool illustrations **not** shown at actual size. Visit our website for additional 1:1 profiles.

**Warning:** Before use, read router bit safety guidelines on pages 186-188.



Industrial Quality  
**Router Bits**



Straight  
Plunge

Trimming



Signmaking



Grooving



Profiling



Architectural



Jointing



Flooring



Door  
Making



Solid Surface

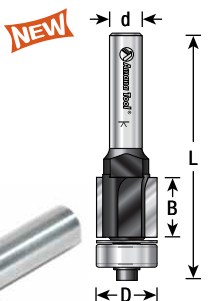

Industrial Quality  
**Router Bits**

# E-Z CHANGE™ REPLACEABLE HEAD ROUTER BITS NEVER LOSE YOUR SETUP!

- No Resharpener
- Interlocking Hex Design
- Economical Alternative To Brazed Bits



Cut straight and flush with each and every cut, without ever re-sharpening your bits. E-Z Change™ router bits are an economical alternative to standard router bits. They feature replaceable head carbide tipped cutters, saving you money by replacing only the cutters when the knives become dull, instead of the entire tool. You won't need a second bit while yours is in the sharpening shop; instead, just change the cutters. You won't even lose your set-up because the E-Z Change™ cutters can be replaced with the bit in the router collet. The interlocking hex design guarantees that the cutting surfaces will not slip during use.



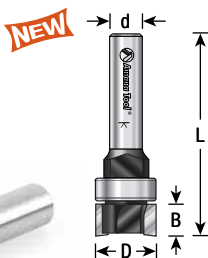
## FLUSH TRIM REPLACEABLE HEAD Replaces Ocemco #TA-150

Carbide Tipped • 2 Flute

ØD	B	d	L	Tool No.
1/2	1/2	1/4	1-31/32	47170
3-Pack of Carbide Tipped Cutters for #47170 (Replaces Ocemco #TA-156)				55170

### Replacement Parts

1/4" Shank (screw # 67090 & washer #67124 included): #47624.  
Bearing (3/16" Ød x 1/2" ØD): #47706.

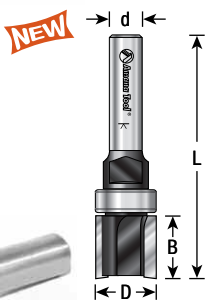


## DADO CLEAN OUT REPLACEABLE HEAD Carbide Tipped • 2 Flute

ØD	B	d	L	Tool No.
1/2	1/4	1/4	1-11/16	47173
3-Pack of Carbide Tipped Cutters for #47173				55173

### Replacement Parts

1/4" Shank: #47628.  
Bearing (3/16" Ød x 1/2" ØD): #47706.



## TEMPLATE REPLACEABLE HEAD Replaces Ocemco #TA-170

Carbide Tipped • 2 Flute

ØD	B	d	L	Tool No.
1/2	1/2	1/4	1-15/16	47174
3-Pack of Carbide Tipped Cutters for #47174 (Replaces Ocemco #TA-176)				55174

### Replacement Parts

1/4" Shank: #47626.  
Bearing (3/16" Ød x 1/2" ØD): #47706.





## BEVEL/TAPERED REPLACEABLE HEAD

Replaces Ocemco #TA-151\*

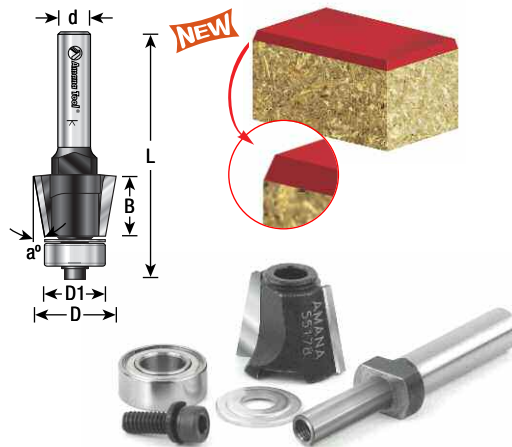
Carbide Tipped • 2 Flute

ØD	ØD1	a°	B	d	L	Tool No.
5/8	1/2	10°	1/2	1/4	2	47178 *
3-Pack of Carbide Tipped Cutters for #47178 (Replaces Ocemco #TA-157)						55178
5/8	1/2	15°	1/4	1/4	1-3/4	47179
3-Pack of Carbide Tipped Cutters for #47179						55179

### Replacement Parts

1/4" Shank (screw #67096 & washer #67124 included): #47624.

Bearing (3/16" Ød x 1/2" ØD): #47706.



## ULTRATRIM™ SOLID CARBIDE SPIRAL TRIM

With Double Ball Bearing Guides

2 Flute With Double Ball Bearing Guides

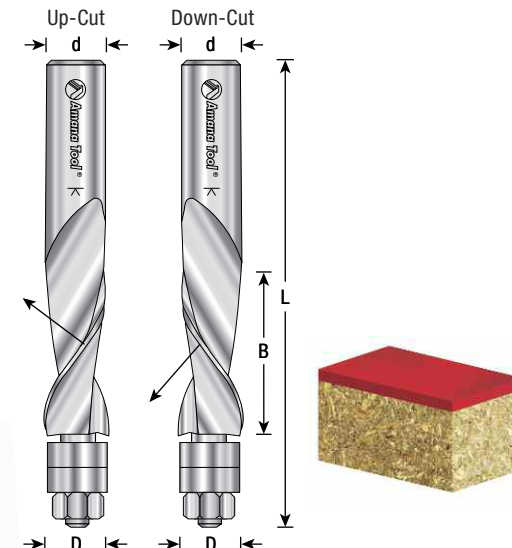
For the ultimate, chip-free finish in laminate, melamine, solid surface, fragile veneers and for template work of all kinds. The twin ball-bearing pilot enhances the stability of the tool. Available in 'Up-Cut' and 'Down-Cut' spirals.

ØD	B	Ød	L	'Up-Cut' Tool No.	'Down-Cut' Tool No.
1/2	1-1/4	1/2	3-3/4	46300	46400
1/2	2	1/2	4-3/4	46304	46404

Standard Replacement Bearing: (.500" dia.), use #47706.

Undersized bearing (.492" dia.), use #47715 – for use after re-sharpening.

Replacement nut: use #67086.



## ULTRATRIM™ SOLID CARBIDE SPIRAL TRIM

2 Flute • Up-Cut Or Down-Cut Spiral

Spiral flush trim bit, #46196 is used for acrylic and wood (such as MDF) up to a 1/4" thick, for getting into tight corners with a small radius and great for cleaning out your edges. #46197 is mainly used for acrylic and wood (such as MDF) up to a 1/2" thickness.

ØD	B	Ød	L	'Up-Cut' Tool No.	'Down-Cut' Tool No.
1/8	3/8	1/4	2	46196 * +	46296 * +
1/4	1	1/4	3	46197 ♦	46297 ♦

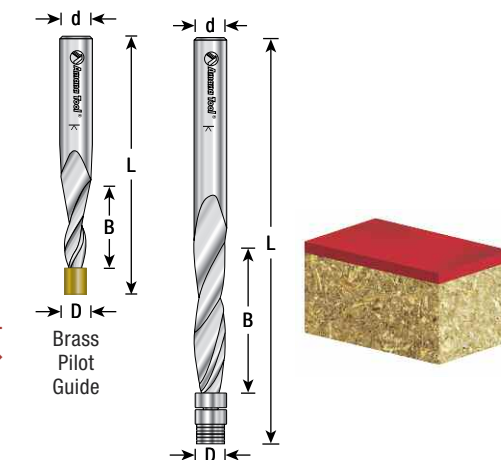
\* NOTE: Due to extremely small cutting diameter this bit is not guaranteed.

+ Brass pilot guide

♦ Double ball bearing pressed

Replacement Bearings for #46197 and #46297: Two #47723.

Philips Retaining Screws for #46197 and #46297: #67134.



Straight  
Plunge

Trimming

Signmaking

Grooving

Profiling

Architectural

Jointing

Flooring

Door  
Making

Solid Surface

Industrial Quality  
**Router Bits**

3D renderings & tool illustrations **not** shown at actual size. Visit our website for additional 1:1 profiles.

⚠ **Warning:** Before use, read router bit safety guidelines on pages 186-188.







Straight  
Plunge



Trimming



Signmaking



Grooving



Profiling




Architectural



Jointing



Flooring

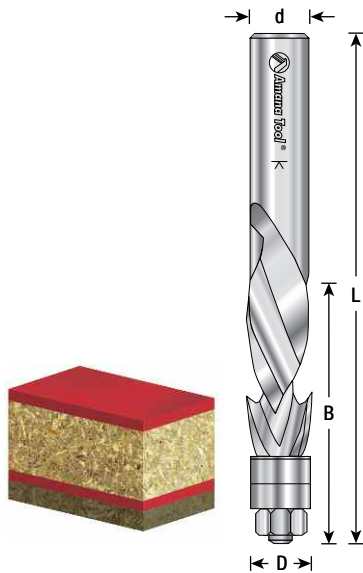


Door  
Making



Solid Surface

Industrial Quality  
**Router Bits**



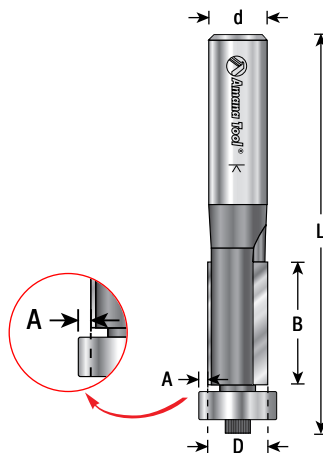
## SOLID CARBIDE COMPRESSION SPIRAL

### 2 Flute With Double Ball Bearing Guides

Spiral bits produce razor-sharp cutting edges in flush trimming. The twin ball-bearing pilot enhances the stability of the tool. This bit offers an 'Up-Cut' and 'Down-Cut' combination.

ØD	B	Ød	L	Tool No.
1/2	1-1/4	1/2	3-3/4	46192

Replacement bearing #47706.  
Replacement nut: use #67086.



## 'OVERHANG' TRIM

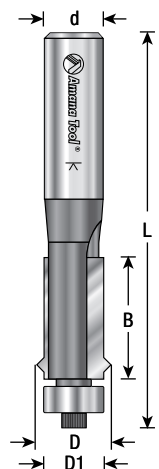

### With Ball Bearing Guide

#### Carbide Tipped • 2 Flute

Stage flush trimming cuts, whether in laminate work or template work, with this bit. Trimming the material in two passes reduces chipping in laminates and tearout in solid wood. A preliminary cut with the overhang bit leaves a small overhang in laminate work or, template work, leaves an edge slightly proud of the template. Complete the operation with a final pass using a standard trim bit.

ØD	B	A	Ød	L	Tool No.
3/8	1/2	1/8	1/4	2	47190
1/2	1/2	1/16	1/4	2	47192
1/2	1/2	1/16	1/2	2-5/8	47194

Replacement bearing: #47718 (5/8" diameter).



## FLUSH TRIM 'V' GROOVE


### With Ball Bearing Guide

#### Carbide Tipped • 2 Flute

Trim the edges of face frames flush with cabinet sides with this bit. At the same time, cut a decorative 'V' groove to conceal the seam between the frame and the case.

ØD	ØD1	B	Ød	L	Tool No.
5/8	1/2	1	1/4	2-5/8	47160
5/8	1/2	1	1/2	3-1/4	47162

Replacement bearing: #47706.



## BEVEL TRIM

### With Ball Bearing Guide


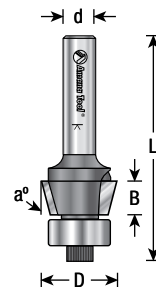
#### Carbide Tipped • 2 Flute

This is a steel-bodied, carbide-tipped bit for bevel trimming laminate with a standard router. The solid construction reduces vibration for the smoothest cut possible with a two-flute bit.

ØD	a°	B	Ød	L	Tool No.
5/8	15°	9/32	1/4	1-7/8	47200
1/2	22°	3/8	1/4	1-3/4	47201
23/32	25°	9/32	1/4	1-7/8	47202
3/4	25°	7/16	1/4	1-7/8	47206
1-1/16	45°	9/32	1/4	2	47204

**NOTE:** Tool #47206 has a 3/8" diameter bearing for closer inside corner cutting.

Replacement Bearing: Tool #47206 use #47704 bearing. All other tools use #47706 bearing (1/2" dia.) or new #47715 (.492" dia.) for use after resharpening.



## BEVEL TRIM


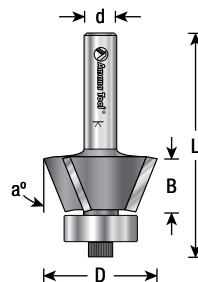
### With Ball Bearing Guide

#### Carbide Tipped • 3 Flute

The solid construction of this carbide-tipped bit reduces vibration, and its three-flute configuration produces a very smooth cut. Intended for use in a standard router.

ØD	a°	B	Ød	L	Tool No.
3/4	7°	7/16	1/4	2	47302
51/64	15°	7/16	1/4	2	47301
15/16	22°	7/16	1/4	1-7/8	47300
1-3/32	30°	7/16	1/4	2	47304

Replacement Bearing: #47716.



## INSERT CARBIDE BEVEL TRIM™

### 2 Flute With Ball Bearing Guide


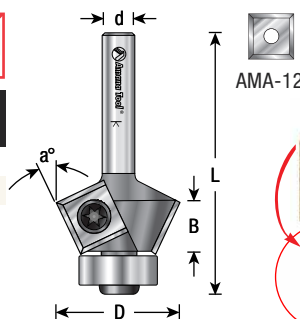
ØD	a°	B	Ød	L	Repl. Knives	Tool No.
13/16	15°	7/16	1/4	2-1/4	AMA-12	RC-1008
31/32	25°	7/16	1/4	2-1/4	AMA-12	RC-1010
1-1/16	45°	7/16	1/4	2-1/4	AMA-12	RC-1014

**Note:** All bevel trim bits have four cutting edges per knife.

Torx® key included.

Replacement bearing for RC-1014 use #47701. All others use #47712 bearing.

Replacement knife screws #67115.



## SPECIAL BEVEL TRIM

### With Ball Bearing Guide

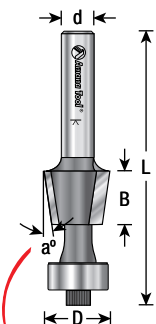
#### Carbide Tipped • 2 Flute

A very shallow bevel angle and the gap between the cutting edges and the ball-bearing pilot are the key features of this carbide-tipped bit. The gap collects adhesive residue that usually fouls the pilot and thus degrade the cut.


ØD	a°	B	Ød	L	Tool No.
5/8	8°	15/32	1/4	2-1/4	47210

**NOTE:** Tool #47210 is a special 8° bevel tool with a gap (.287") to reduce glue build-up.

Standard replacement bearing (.500" dia.) #47706 or new #47715 (.492" dia.) for use after resharpening.



Gap reduces adhesive build-up around bearing area.



3D renderings & tool illustrations **not** shown at actual size. Visit our website for additional 1:1 profiles.

**Warning:** Before use, read router bit safety guidelines on pages 186-188.













































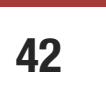




































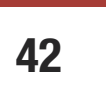












































































































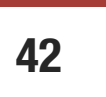





































































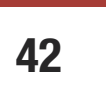

































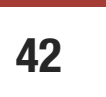
























## SOLID CARBIDE PANEL PILOT


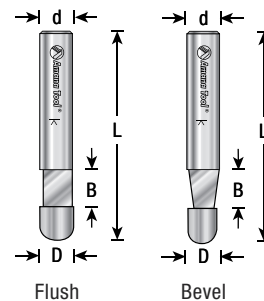
### Single Flute



The ideal laminate trimming bit for high-volume production. Solid carbide and integral pilot (no bearing to maintain) extend life of bit, slim configuration reduces vibration. Suitable for routers and trimmers.

ØD	B	Ød	L	Type of Cut	Tool No.
1/4	1/4	1/4	1-1/2	Flush	51200
1/4	1/4	1/4	1-1/2	7°	51202
1/4	1/4	1/4	1-7/16	Flush	51204 *
1/4	3/8	1/4	1-1/2	Flush	51206

\* Note: #51204 has a short/flat pilot for dado clean out/ dado cleaning.



## SOLID CARBIDE DOUBLE END PANEL PILOT

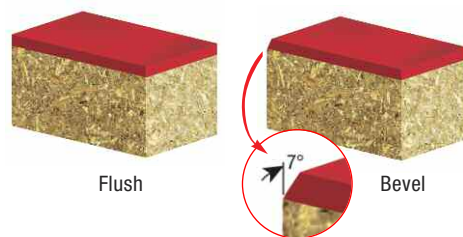
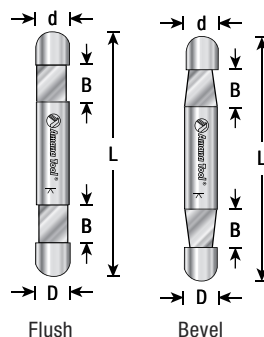
### Single Flute



The ideal laminate trimming bit for high-volume production. Solid carbide and integral pilot (no bearing to maintain) extend life of bit, slim configuration reduces vibration. Suitable for routers and trimmers.

Unique double ended panel pilot bits provide 2 cutting sides in one tool. When the bit dulls, just flip it over!

ØD	B	Ød	L	Type of Cut	Tool No.
1/4	1/4	1/4	2	Flush	51201
1/4	1/4	1/4	2	7° Bevel	51203



Signmaking



Grooving



Profiling



Architectural



Jointing



Flooring



Door Making



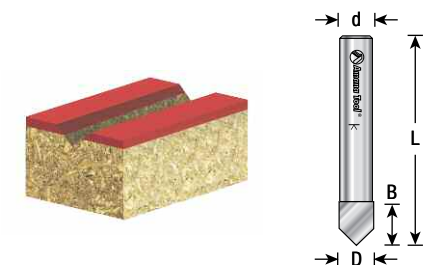
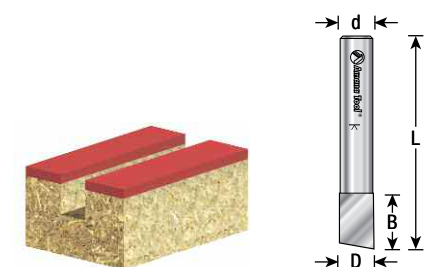
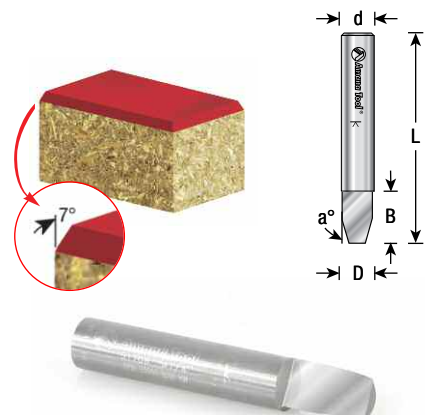
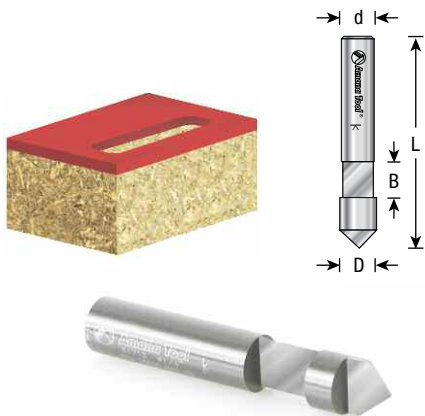
Solid Surface

Industrial Quality  
Router Bits

3D renderings & tool illustrations **not** shown at actual size. Visit our website for additional 1:1 profiles.

**Warning:** Before use, read router bit safety guidelines on pages 186-188.





## SOLID CARBIDE HOLE AND FLUSH CUT TRIMMER



### Single Flute

This bit is used where laminate is applied over pre-cut openings in the substrate. In a continuous operation, bore through the laminate and cut the laminate out of the opening. The plunge point bores through the laminate to begin, and the integral pilot rides along the opening's inside edge to guide the trimming cut.

ØD	B	Ød	L	Tool No.
1/4	1/4	1/4	1-1/2	51712

## SOLID CARBIDE COMBINATION FLUSH AND 7° BEVEL TRIMMER



### Single Flute

A bit designed specifically for use in a laminate trimmer, that will both flush and bevel trim. A change in cut depth is all it takes to switch from one to the other. Must be used with a separate ball-bearing or edge guide.

ØD	a°	B	Ød	L	Tool No.
1/4	7°	3/8	1/4	1-1/2	51706

## SOLID CARBIDE RIP AND SLOTTING



### Single Flute

Use this bit for cutting sheets of laminate, paneling, and other thin material, as well as plowing narrow slots, dados, and grooves.

ØD	B	Ød	L	Tool No.
1/4	5/16	1/4	1-1/2	51708

## SOLID CARBIDE 'V' GROOVING



### Single Flute

Rout fine-line 'V' grooves in laminate-covered and wooden surfaces with this solid-carbide bit, designed specifically for use in a laminate trimmer.

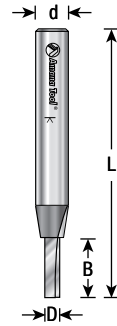
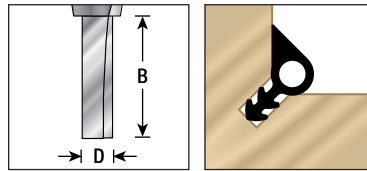
ØD	B	Ød	L	Tool No.
1/4	3/8	1/4	1-1/2	51710

## WEATHERSEAL STRAIGHT

### Carbide Tipped • Single Flute

This bit is used to re-groove door and window frames to allow for insulating inserts to block wind and drafts.

ØD	B	Ød	L	Tool No.
1/8	1/2	1/4	2-1/4	43813


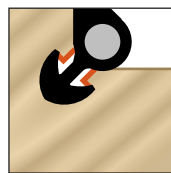
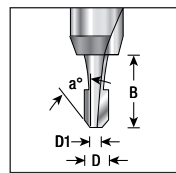


## WEATHERSEAL PROFILE

### Carbide Tipped • Single Flute

This bit is used to re-groove door and window frames to allow for insulating inserts to block wind and drafts.

ØD	D1	B	a°	Ød	L	Tool No.
1/8	1/16	3/8	38°	1/4	2-1/2	45729




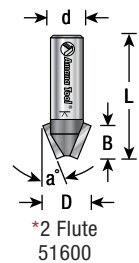
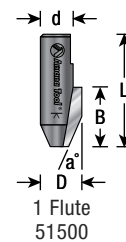
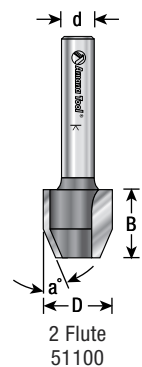
## COMBINATION BEVEL AND FLUSH TRIM

Cut, trim, and bevel laminates with this one bit. Change depth-of-cut setting to shift from flush to bevel-trimming. Must be used with an edge or bearing guide or fence. Designed specifically for use in laminate trimmers.

### Carbide Tipped

ØD	a°	B	Flutes	Ød	L	Tool No.
1/2	23°	1/2	2	1/4	1-3/4	51100
11/32	22.5°	1/2	2	1/4	1-5/8	51400
11/32	25°	1/2	1	1/4	15/16	51500
13/32	22°	9/32	2	1/4	15/16	51600 *

\* Bevel Trim Only.



Industrial Quality  
**Router Bits**

# SUPER SMOOTH SURFACES CLEAN & FLAT CUTS

## INSERT SPOILBOARD TECHNOLOGY

RC-2250 & RC-2252



### CNC INSERT SPOILBOARD SURFACING ROUTER BIT

## 2+2 INSERT TECHNOLOGY PROVIDES THE HIGHEST QUALITY OF CUT

The CNC insert spoilboard industrial router bits with scorers features a unique 2+2 knife design that contains two cutting flutes and two up-shear scorers, which provide a smoother finish at the bottom of the cut than traditional two-knife style router bits. Engineered with an Amana-exclusive carbide grade for the highest quality of cut, maximum cutting efficiency, faster material removal process and the longest tool life. These industrial router bits feature insert knives with four cutting edges that allow users to flip the knife over when one side becomes dull.

### CNC INSERT CARBIDE SPOILBOARD SURFACING & RABBETING

*With Scorer and 2+2 Insert Knife Design*

Insert spoilboard, planing and rabbeting router bit complete with two cutting flutes and two up-shear scorer will give excellent results in MDF, balsa core, hardwood, softwood and all man-made materials. A great tool for fast removal of materials over a large surface area. The scorer leaves an improved finish at the bottom of the cut. Utilizes 4-sided carbide inserts.



ØD	B	Ød	L	Repl. T.C. Knives	Max RPM	Tool No.
80mm(3-1/8)	12mm(15/32)	3/4	90(3-1/2)	AMA-12, RCK-70	18,000	RC-2252

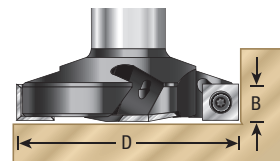
Optional MDF knives: HMA-12 & HCK-70.  
Replacement screws: (2) #67155 & (2) #67115.  
Torx® key included.



AMA-12



RCK-70



To produce MDF Shaker cabinet doors use #RC-2250 or #RC-2252 and square corners with #45200 straight plunge router bit.

**Create Your Own  
MDF SIMULATED SHAKER DOORS**



Industrial Quality  
**Router Bits**



## MINI CNC INSERT CARBIDE SPOILBOARD SURFACING & RABBETING



### With Scorer and 2+2 Insert Knife Design

Mini insert spoilboard surfacing & rabbeting with scorer, great for cutting tight corners. Features unique 2+2 insert knife design that contains two cutting flutes and two up-shear scorers, which provide a smoother finish at the bottom of the cut than traditional two-knife style router bits.



- 2+2 Mini design for tighter corners
- Utilizes 4-sided carbide inserts
- Exclusive carbide grade for highest quality of cut
- Maximum cutting efficiency
- Faster material removal process
- Longest tool life



ØD	B	Ød	L	Repl. T.C. Knives	Max RPM	Tool No.
1-1/2	1/2	1/2	2-5/16	AMA-12, RCK-70	18,000	RC-2250

Optional MDF knives: HMA-12 & HCK-70.  
Replacement screws: (2) #67155 & (2) #67115.



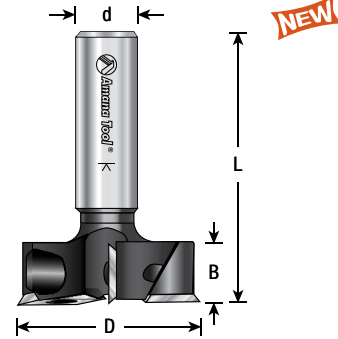
AMA-12



RCK-70



Torx® key included.



NEW



MINI DESIGN



RC-2250

## INSERT CARBIDE SPOILBOARD SURFACING & RABBETING



### 2 Wing

Used in resurfacing of particle board, MDF and balsa core material. Utilizes 4-sided carbide inserts.



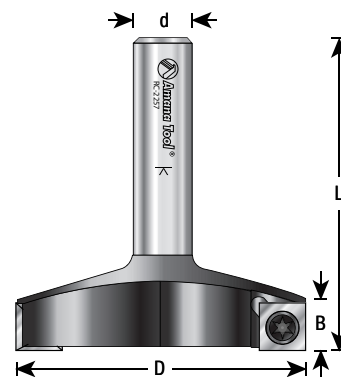
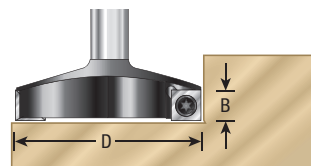
ØD	B	Ød	L	Repl. Knives	Tool No.
2-1/2	1/2	1/2	2-1/2	HMA-12	RC-2257
4	1/2	3/4	4	HMA-12	RC-2258*

\* CNC Use Only.

Replacement screws: #67115.  
Replacement wrench: #5005.



HMA-12



Straight Plunge



Trimming



Signmaking



Grooving



Profiling



Architectural



Joining



Flooring



Door Making



Solid Surface


Industrial Quality  
**Router Bits**

3D renderings & tool illustrations **not** shown at actual size. Visit our website for additional 1:1 profiles.

**Warning:** Before use, read router bit safety guidelines on pages 186-188.



# 'V' GROOVING, ENGRAVING & SIGNMAKING *solutions*



## **AMANA TOOL® HAS A ROUTER BIT FOR EVERY SIGNMAKING APPLICATION.**

Our insert carbide V-groove bits are available in a wide range of sizes and angles from 40 to 160 degrees. The insert carbide V-groove bits are a cost-effective way to extend your woodworking budget, the cutting surfaces are not subject to the heat of brazing, allowing for a harder, longer-wearing grade of carbide to be used. Our In-Groove CNC Insert Carbide Engraving System offers the latest advancements in CNC tooling. The precision tips are designed to shape and engrave a wide variety of materials from solid wood and veneers to aluminum and plastics.



## 'V' GROOVE

Cut decorative 'V' grooves and lettering on signs with these 'V' Groove bits. Use with an edge guide to chamfer and bevel edges. Can be used with handheld, table-mounted and CNC routers.



### Carbide Tipped • 2 Flute

ØD	a°	B	B1	Ød	L	Tool No.
1/2	60°	5/8	7/16	1/4	1-3/4	45705 †
3/8	90°	7/16	3/16	1/4	1-5/8	45700
3/8	90°	7/16	3/16	1/2	2	45702
1/2	90°	1/2	1/4	1/4	1-5/8	45704
1/2	90°	1/2	1/4	1/2	2-1/8	45708
5/8	90°	1/2	5/16	1/4	1-5/8	45710
5/8	90°	1/2	5/16	1/2	2	45712
3/4	90°	5/8	3/8	1/4	1-3/4	45714
3/4	90°	5/8	3/8	1/2	2-1/8	45716
7/8	90°	5/8	7/16	1/4	1-7/8	45718
7/8	90°	5/8	7/16	1/2	2-1/4	45720
1	90°	5/8	1/2	1/4	1-7/8	45722
1	90°	5/8	1/2	1/2	2-1/4	45724
1-1/4	90°	3/4	5/8	1/2	2-1/2	45726
1-1/4	90°	15/16	5/8	1/4	2-13/64	45751
1-1/4	100°	53/64	17/32	1/4	2-3/32	45752
1-1/4	110°	47/64	7/16	1/4	2	45754
1-1/4	120°	21/32	23/64	1/4	1-59/64	45756
1-1/4	130°	31/64	13/64	1/4	1-3/4	45758
1-1/4	150°	7/16	11/64	1/4	1-11/16	45770
1-1/2	90°	1	3/4	1/2	2-3/4	45728 ♦ Δ <sub>10</sub>
2	90°	1-3/4	1	1/2	3-1/4	45732 ♦ Δ <sub>12</sub>

⚠ **Warning:** Maximum RPM Δ<sub>10</sub> = 10,000; Δ<sub>12</sub> = 12,000

† 2 flute 60° 'V' Groove bit designed for lettering, signmaking and decorative work.

♦ Use in a table-mounted router. **Not for use in a handheld router!**

### CNC Use Only

### Carbide Tipped • 2 Flute

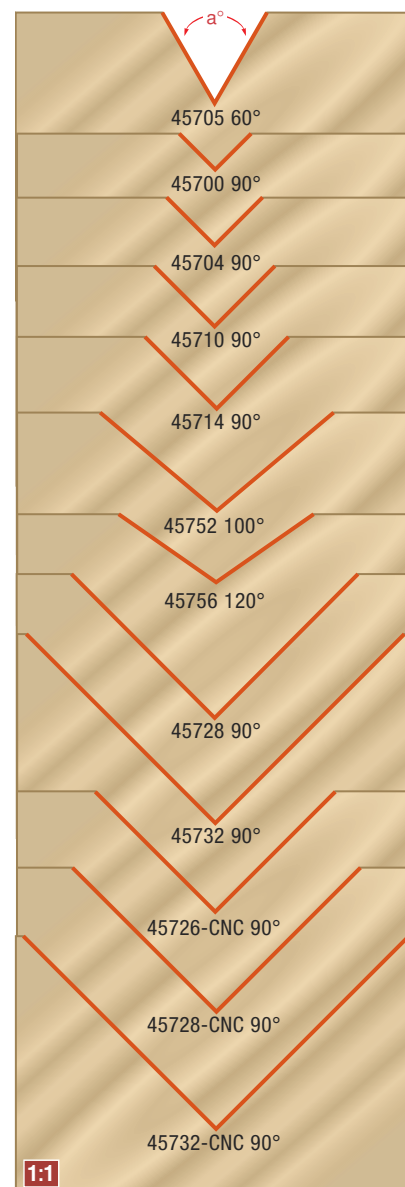
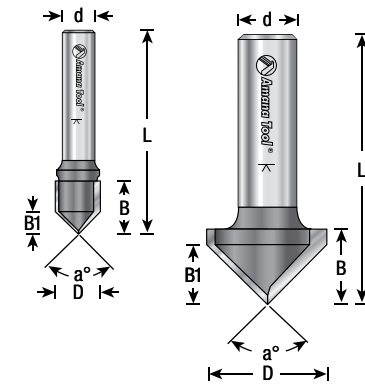


ØD	a°	B	B1	Ød	L	Tool No.
1-1/4	90°	3/4	5/8	1/2	2-1/2	45726-CNC
1-1/2	90°	1	3/4	1/2	2-3/4	45728-CNC
2	90°	1-3/4	1	1/2	3-1/4	45732-CNC

⚠ **Warning:** Maximum RPM 18,000

★ **Warning:** These tools have an open flute design (not anti-kickback) and are intended for high feed-rate CNC machine use only. **Do not use in portable routers.**

**Note:** 90° 'V' Groove bits are for decorative purposes and are not intended for 'miter-folding', etc.



Solid Surface

Industrial Quality  
**Router Bits**

3D renderings & tool illustrations **not** shown at actual size. Visit our website for additional 1:1 profiles.

⚠ **Warning:** Before use, read router bit safety guidelines on pages 186-188.





Straight Plunge



Trimming



Signmaking



Grooving



Profiling



Architectural



Joining



Flooring



Door Making



Solid Surface

## INSERT CARBIDE 'V' GROOVE, MITER FOLD, SIGNMAKING & LETTERING

40° to 160° • Single Flute & 2 Flute

Innovative CNC tool design uses the highest grade carbide insert knives which allow you to get two uses out of each knife. Once insert knife shows signs of wear you can rotate the insert for a brand new cutting edge. Designed for 'V' Grooving, signmaking, lettering, miter folding, and chamfering wood to a perfect joint! Cost-effective solution to replacing entire tool. Secure locking screw system ensures maximum safety and maintains cutting accuracy.

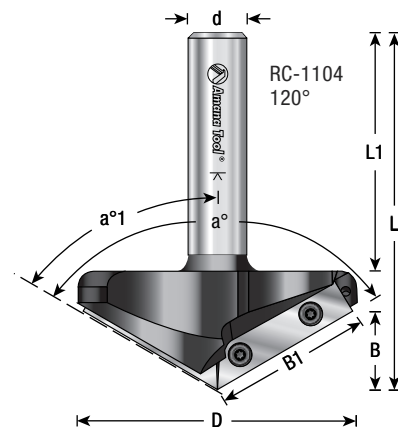


1/2" Shank

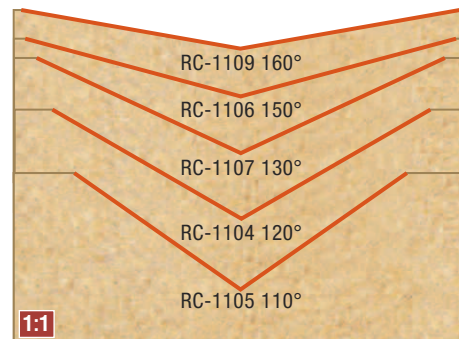
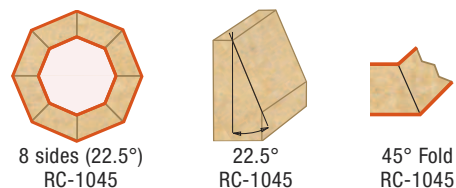

	ØD	a°	a°1	B	B1	Flutes	Cutting Edges	Ød	L1	L	Gen. Purpose Repl.T.C Knife	MDF Repl.T.C Knife	Torx Screw	Tool No.
<b>NEW</b>	47/64	40°	20°	1	1- 1/16	1	1	1/2	1-1/2	2-9/16	RCK-57	RCK-367	67117	<b>RC-1040</b>
	13/16	45°	22.5°	1	1- 1/16	1	1	1/2	1-3/8	2-3/8	RCK-56	RCK-350	67117	<b>RC-1045</b>
<b>NEW</b>	13/16	45°	22.5°	1	1- 1/16	1	1	1/2	2-1/2	3-21/32	RCK-56	RCK-350	67108	<b>RC-1049</b>
<b>NEW</b>	27/32	46°	23°	63/64	1- 1/16	1	1	1/2	1-3/8	2-3/8	RCK-56	RCK-350	67117	<b>RC-1047</b>
	1-1/32	60°	30°	29/32	1- 1/16	1	1	1/2	1-3/8	2-7/16	RCK-56	RCK-350	67117	<b>RC-1108</b>
	1-7/32	70°	35°	7/8	1- 1/16	1	1	1/2	1-1/2	2-9/16	RCK-56	RCK-350	67117	<b>RC-1048</b>
<b>NEW</b>	1-1/4	72°	36°	7/8	1- 1/16	1	1	1/2	1-1/2	2-19/32	RCK-56	RCK-350	67117	<b>RC-1072</b>
	1-1/2	90°	45°	3/4	1- 1/16	1	2	1/2	1- 25/32	3	RCK-134	RCK-351	67117	<b>RC-1102</b>
	1-1/2	91°	45.5°	3/4	1- 1/16	1	2	1/2	1- 25/32	3	RCK-119	RCK-352	67115	<b>RC-1100</b>
	1-3/4	110°	55°	5/8	1- 1/16	1	2	1/2	2	3-3/16	RCK-119	RCK-352	67117	<b>RC-1105</b>
	2-1/32	120°	60°	9/16	1-5/32	2	1	1/2	2	3-1/16	RCK-136	RCK-353	67139	<b>RC-1104</b>
	2-1/8	130°	65°	1/2	1-5/32	2	1	1/2	2	3	RCK-137	RCK-354	67115	<b>RC-1107</b>
	2-1/4	150°	75°	19/64	1-5/32	2	1	1/2	2	2-15/16	RCK-137	RCK-354	67115	<b>RC-1106</b>
	2-5/16	160°	80°	13/64	1-5/32	2	1	1/2	2	2-25/32	RCK-137	RCK-354	67115	<b>RC-1109</b>

\* This tool will make 5 sided box.

**Warning:** Maximum RPM 14 =14,000; 16 =16,000; 18 =18,000; 22 =22,000; 24 =24,000; 28 =28,000



**CNC Insert Carbide Knives Designed to V-Groove These Materials:**





# INSERT CARBIDE 'V' GROOVE, MITER FOLD, SIGNMAKING & LETTERING

45° to 150° • Single Flute & 2 Flute

Innovative CNC tool design uses the highest grade carbide insert knives which allow you to get two uses out of each knife. Once insert knife shows signs of wear you can rotate the insert for a brand new cutting edge. Designed for 'V' Grooving, signmaking, lettering, miter folding, and chamfering wood to a perfect joint! Cost-effective solution to replacing entire tool. Secure locking screw system ensures maximum safety and maintains cutting accuracy.



**CNC  
USE ONLY**

3/4" Shank

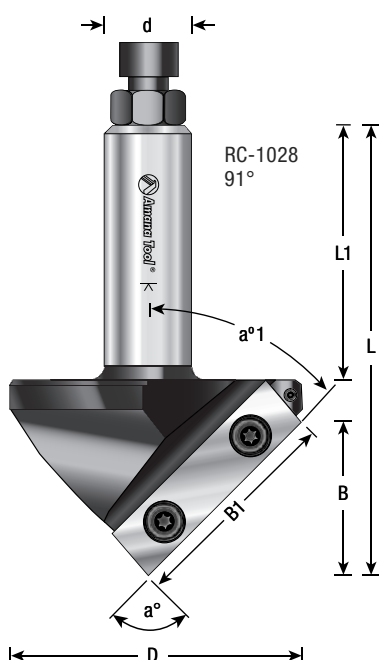
	ØD	a°	a°1	B	B1	Flutes	Cutting Edges	Ød	L1	L	Gen. Purpose Repl.T.C Knife	MDF Repl.T.C Knife	Torx Screw	Tool No.
NEW	1-1/2	45°	22.5°	1-3/4	1-15/16	1	1	3/4	2-3/16	4-1/4	RCK-58	RCK-349	67108	RC-1031 ★△18
	2-5/8	90°	45°	1-9/32	1-27/32	1	2	3/4	2-5/32	3-13/16	RCK-133	RCK-355	67110	RC-1030 ★△18
NEW	3	90°	45°	1-1/2	27/64	1	2	3/4	2-23/64	4-23/64	RCK-138	RCK-359	67115	RC-1034 ★△18
	2-5/8	91°	45.5°	1-5/16	1-3/8	1	2	3/4	2-3/8	3-7/8	RCK-117	RCK-356	67110	RC-1028 ★△18
	3-27/32	130°	65°	13/16	1-31/32	2	1	3/4	2-3/8	3-7/8	RCK-112	RCK-357	67115	RC-1025 ★△12
	3-25/32	150°	75°	1/2	1-31/32	2	1	3/4	2-3/8	3-1/2	RCK-112	RCK-357	67115	RC-1027 ★△12

⚠ Warning: Maximum RPM △12 =12,000; △18 =18,000

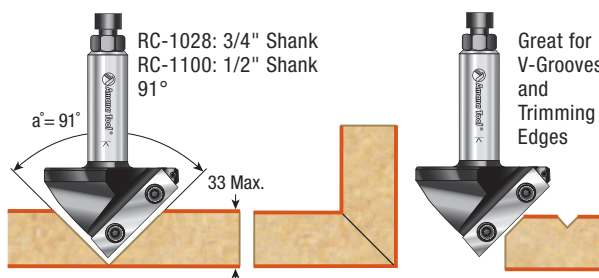
★ Warning: These tools have an open flute design (not anti-kickback) and are intended for high feed-rate CNC machine use only. Do not use in portable routers.

## INSERT TOOLING ADVANTAGES

- Long lasting insert knives provide superior smooth quality cuts every time.
- Quick and precise replacement of dull knives.
- Insert accuracy extends tool life.
- Insert tooling allows for harder grades of carbide.
- Knives can be re-sharpened multiple times without affecting the original profile.
- Cost-effective solution compared to replacing brazed router bits.
- Special carbide grades for special applications.



Create The Perfect Miter Fold – 91°  
With RC-1028 or RC-1100



3D renderings & tool illustrations **not** shown at actual size. Visit our website for additional 1:1 profiles.

⚠ Warning: Before use, read router bit safety guidelines on pages 186-188.



Straight Plunge



Trimming



Signmaking



Grooving



Profiling



Architectural



Jointing



Flooring



Door Making



Solid Surface

Industrial Quality  
**Router Bits**



Straight Plunge



Trimming



Signmaking



Grooving



Profiling



Architectural



Jointing



Flooring



Door Making



Solid Surface

# IN-GROOVE<sup>TM</sup>


## CNC INSERT ENGRAVING SYSTEM

THE MOST VERSATILE CNC INSERT KNIFE SYSTEM  
FOR SIGNMAKING, LETTERING & ENGRAVING



INDUSTRIAL  
Quality

CNC Insert Engraving System Designed To Groove In:



NEW

## CNC INSERT CARBIDE ENGRAVING SYSTEM SETS

The 8-piece In-Groove collection contains industrial-quality insert carbide knives that can quickly and easily be interchanged while the tool body remains mounted in the CNC machine, minimizing downtime and helping maintain consistent cutting accuracy.



AMS-209

Description	Ød	L	Tool No.
8-Piece In-Groove Set	1/4	2-1/2	AMS-210
8-Piece In-Groove Set	1/2	2-1/2	AMS-209

### Knives Included with Each Set

QTY	Description
1	Corner Round/Bead Groove Insert Carbide Knife
1	Straight Insert Carbide Knife
3	30° V-Tip Insert Carbide Knives
1	60° V-Tip Insert Carbide Knife
1	1/16" Radius Core Box Insert Carbide Knife

RCK-412		
RCK-420		
RCK-400		
RCK-360		
RCK-361		
RCK-362		
RCK-380		

Industrial Quality  
**Router Bits**





## SIGNMAKING, LETTERING AND ENGRAVING

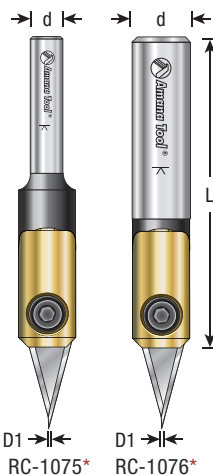
### 2 Flute

Industrial quality insert carbide knives produce crisp, clean cuts and last at least twice as long as comparable solid carbide bits.

This engraving system was engineered to quickly interchange inserts while tool body can remain mounted in CNC machine. This minimizes down-time and helps to maintain consistent cutting accuracy.

CNC Tool bodies are expertly balanced for virtually no vibration to provide superior cutting results.

Ideal for cutting laminated materials, veneers, MDF, plastics, wood and solid surface. V-Tip inserts can also cut aluminum.



Description	Ød	L	Tool No.
Tool Body	1/4	2-1/2	RC-1075 *
Tool Body	1/2	2-1/2	RC-1076 *

Replacement hex key #5004. Replacement screw #67127.

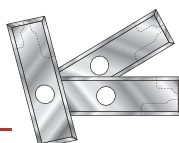
\* Insert knives sold separately.



Watch Video Online

[www.amanatool.com/ingroove](http://www.amanatool.com/ingroove)

**Design Your Own Custom Profile**  
10 pc. Minimum

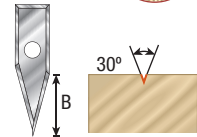


## Replacement In-Groove™ Insert Carbide Knives

### 30° V-TIPS

7 Sizes Available

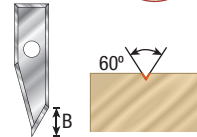
ØD1	B	Tool No.
0.005	16mm(5/8)	RCK-360
0.010	16mm(5/8)	RCK-361
0.020	16mm(5/8)	RCK-362
0.030	16mm(5/8)	RCK-363
0.040	16mm(5/8)	RCK-364
0.060	16mm(5/8)	RCK-366
0.090	16mm(5/8)	RCK-369



### 60° V-TIPS

7 Sizes Available

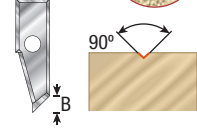
ØD1	B	Tool No.
0.005	7.5mm(9/32)	RCK-380
0.010	7.5mm(9/32)	RCK-381
0.020	7.5mm(9/32)	RCK-382
0.030	7.5mm(9/32)	RCK-383
0.040	7.5mm(9/32)	RCK-384
0.060	7.5mm(9/32)	RCK-385
0.090	7.5mm(9/32)	RCK-386



### 90° V-TIPS

4 Sizes Available

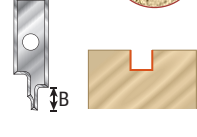

ØD1	B	Tool No.
0.005	4mm(5/32)	RCK-390
0.010	4mm(5/32)	RCK-391
0.020	4mm(5/32)	RCK-392
0.040	4mm(5/32)	RCK-393



### STRAIGHT PLUNGE

4 Sizes Available

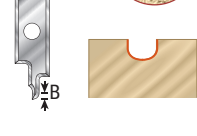

ØD1	B	Tool No.
1/8	5mm(3/16)	RCK-400
3/16	6mm(15/64)	RCK-402
1/4	7mm(9/32)	RCK-404
5/16	8mm(5/16)	RCK-406



### CORE BOX

4 Sizes Available

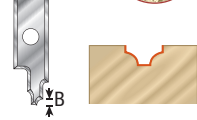
Radius	B	Tool No.
1/16	5mm(3/16)	RCK-420
3/32	6mm(15/64)	RCK-422
1/8	7mm(9/32)	RCK-424
5/32	8mm(5/16)	RCK-426



### CORNER ROUND

3 Sizes Available

Radius	B	Tool No.
1/16	8mm(5/16)	RCK-410
3/32	8mm(5/16)	RCK-412
1/8	8mm(5/16)	RCK-414



Straight Plunge



Trimming



Signmaking



Grooving



Profiling



Architectural



Jointing



Flooring



Door Making



Solid Surface

Industrial Quality  
**Router Bits**

3D renderings & tool illustrations **not** shown at actual size. Visit our website for additional 1:1 profiles.

**Warning:** Before use, read router bit safety guidelines on pages 186-188.





Industrial Quality  
**Router Bits**

## In-Plast<sup>ic</sup>

CNC INSERT CUT & QUAD CHAMFER SYSTEM



## SOLID CARBIDE <sup>NEW</sup> PLASTIC CUTTING CNC INSERT SYSTEM

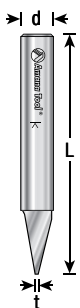
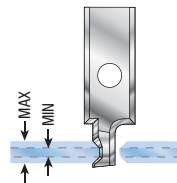
*The Most Innovative time saving system for cutting and chamfering in plastics.*

### 2 Flute

Thirteen unique insert knife profiles produce smooth, chip-free cuts and last at least twice as long as comparable solid carbide bits.

These industrial quality knives allow the user to both cut & chamfer the top and bottoms of Plexiglas® or styrene sheets in one action. The knives fit the In-Groove™ tool bodies – both the 1/4" shank #RC-1075 and the 1/2" shank #RC-1076, which are expertly balanced to provide superior cutting results.

For more information visit [www.amanatool.com/inplastic](http://www.amanatool.com/inplastic)



## SOLID CARBIDE <sup>NEW</sup> 30° ENGRAVING

*For Signmaking*


### Single Flute

For extra-fine carving and lettering details. These tools are used for wood, plastic, aluminum and solid surface materials.



t = tip width	Ød	L	Tool No.
0.005	1/4	2	45771
0.010	1/4	2	45772
0.020	1/4	2	45773
0.030	1/4	2	45774
0.040	1/4	2	45775
0.060	1/4	2	45776
0.090	1/4	2	45777
0.005 to 0.090	30° Set (7 Pcs.)	2	45779

⚠ Warning: Maximum RPM 28,000



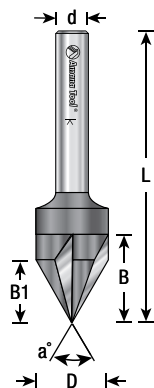
## SOLID CARBIDE SIGNMAKING AND LETTERING CUTTING HEAD

Originally developed in Europe specifically for professional signmakers, this solid-carbide bit features an extra-fine 60° point that produces a clean, precise cut. For those intricate lines, this bit is superior to standard 'V' groover. Makes crisp, clean cuts in solid woods, MDF and acrylics.



ØD	a°	B	Flute	B1	Ød	L	Tool No.
9/16	60°	1/2	3	7/16	1/4	2-1/4	45730
9/16	60°	1/2	3	7/16	1/2	2-1/4	45733
9/16	60°	1/2	1	7/16	1/4	2-1/2	45731 *

\* Specialty 1-flute bit designed for optimal use with acrylics.





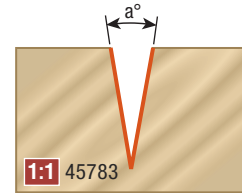
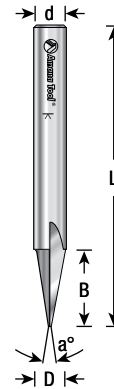
## SOLID CARBIDE CARVING LINER

### Single Flute

For extra-fine carving and lettering details.



ØD	a°	B	Ød	L	Tool No.
1/4	18°	5/8	1/4	2-1/2	45783



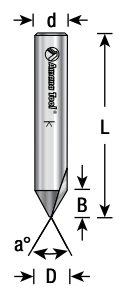
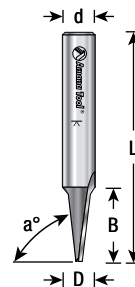
## SOLID CARBIDE CARVING/ENGRAVING

### 2 Flute

For fine-line "engraving" in wood and composite materials, use either of these compact bits. Two-flute configuration and modest length (which minimizes vibration) combine to produce crisp, clean cuts.



ØD	a°	B	Ød	L	Tool No.
3/16	82.5°	1/2	1/4	1-5/8	45780
1/4	60°	3/16	1/4	1-1/2	45782



## CORE BOX & 'V' GROOVE

### With Upper Ball Bearing

#### Carbide Tipped • 2 Flute

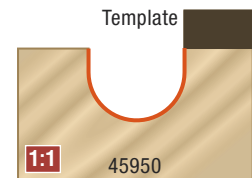
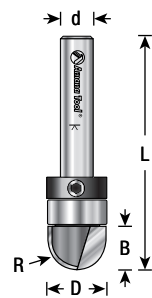
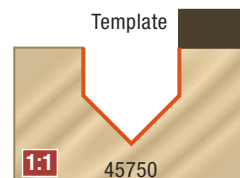
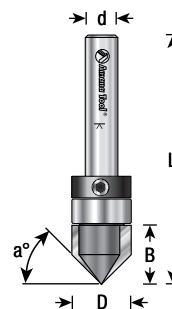

Designed for fluting and 'V' grooving cuts guided by a template or pattern. The shank-mounted ball-bearing pilot rides along the template edge, and the cutter duplicates the template contour in the workpiece. With a handheld router, the template must be on top of the workpiece. With a table-mounted router, the template must be on bottom of the workpiece.



ØD	a°	R	B	Ød	L	Type	Tool No.
1/2	90°	—	1/2	1/4	2	'V' Groove	45750 *
1/2	—	1/4	3/8	1/4	2	Core Box	45950

Replacement Bearing: #47701. Replacement Collar: #47724.

\* **NOTE:** 90° 'V' Groove bit is for decorative purposes and is not intended for 'miter-folding', etc.



Industrial Quality  
**Router Bits**



Straight Plunge



Trimming



Signmaking



Grooving



Profiling



Architectural



Joining



Flooring



Door Making



Solid Surface

Industrial Quality  
**Router Bits**



**THE SMALLEST  
FLUSH TRIM BIT WITH A BALL BEARING  
IN THE INDUSTRY!**



## MINIATURE WITH 3/16" BALL BEARING GUIDES

*Reach Tighter Corners Without Burn Marks!*

Carbide Tipped



**NEW**



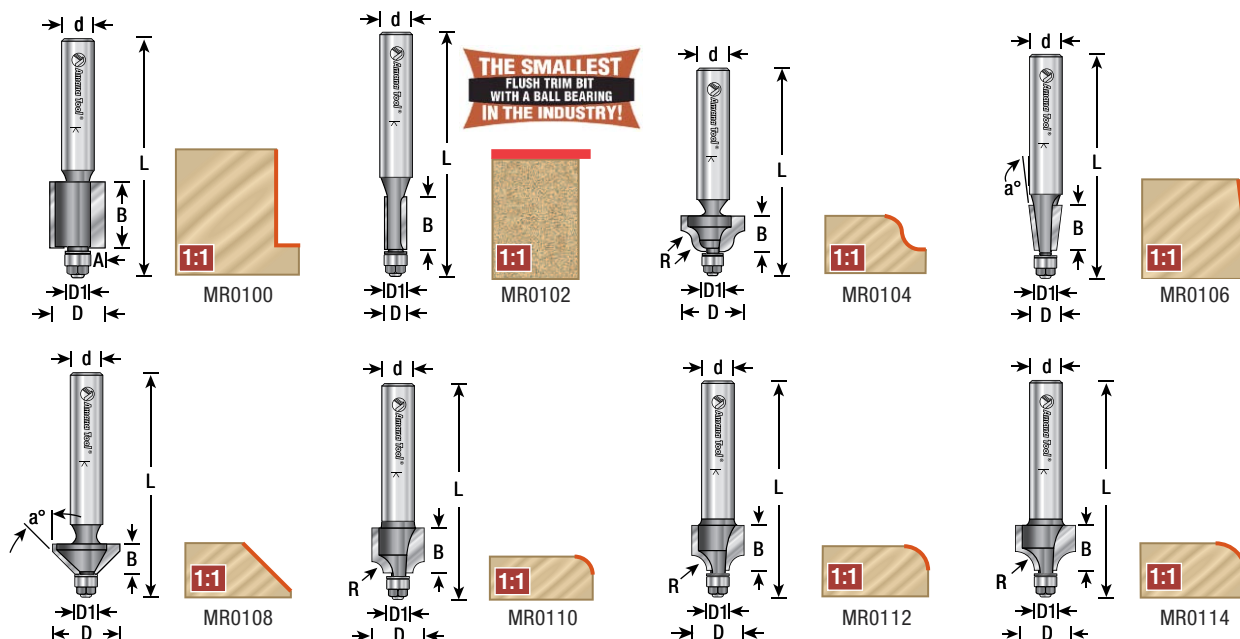
- 3/16" Bearings stays cool unlike brass pilots
- Rout the most intricate contours for delicate projects
- Perfect for crafters & hobbyists
- Lettering/Signmaking
- Fine musical instruments



We've created the smallest guide bearings in the industry! If you've often wanted to trim and shape small details in tight corners, but were disappointed by the scoring and burning left behind by solid pilot bits, we've got what you've been looking for: eight of the most commonly used profiles in miniature sizes – complete with tiny miniature ball bearing guides. These bits are perfect for signs, lettering, small boxes, and musical instruments; essentially any project that requires tiny flush trimming or shaping. Don't let the small size fool you; these bits are precisely machined and carbide-tipped.

ØD	ØD1	R	a°	B	A	Ød	L	Description	Tool No.
7/16	3/16	—	—	1/2	1/8	1/4	1-7/8	Rabbet	MR0100
3/16	3/16	—	—	7/16	—	1/4	2	Flush Trim	MR0102
9/16	3/16	3/32	—	5/16	—	1/4	1-7/8	Roman Ogee	MR0104
1/4	3/16	—	7°	3/8	—	1/4	1-7/8	Bevel Trim	MR0106
9/16	3/16	—	45°	1/4	—	1/4	1-7/8	Bevel Trim	MR0108
3/8	3/16	3/32	—	3/8	—	1/4	1-13/16	Corner Rounding	MR0110
7/16	3/16	1/8	—	3/8	—	1/4	1-13/16	Corner Rounding	MR0112
1/2	3/16	5/32	—	3/8	—	1/4	1-13/16	Corner Rounding	MR0114

Replacement bearing #47775. Hex nut #67135. Lock washer #67129.

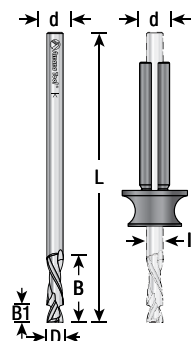


## SOLID CARBIDE <sup>NEW</sup> MINI COMPRESSION SPIRAL BIT AND ADAPTER



Unique extra small diameter solid carbide compression spiral bit for intricate work, signmaking, cutting out lettering and shapes. Features special adapter to fit handheld trim routers, routers and CNC machines.

Description	ØD	ID	B	B1	Ød	L	Tool No.
Set Including Two #46180 Bits and One #47632 Router Adapter							46184
S.C. Compression Bit	1/8	—	13/16	7/32	1/8	2-1/2	46180
Router Adapter	—	1/8	—	—	1/4	—	47632



## LETTERING 60° ANGLE

Carbide Tipped • 2 Flute

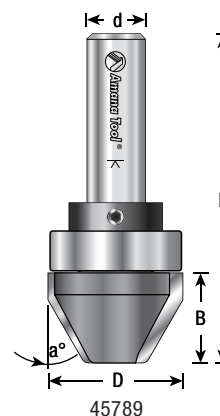
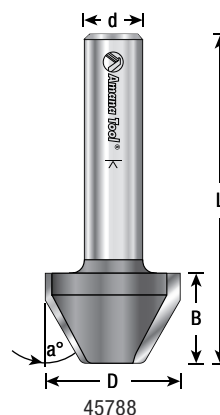
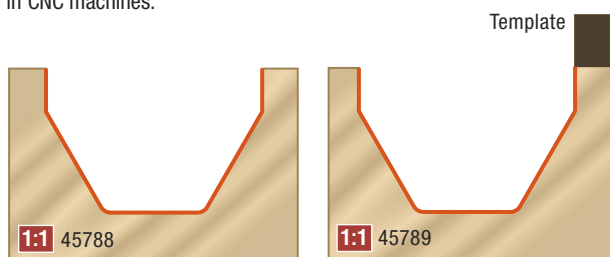


Designed for routing signs. The 60° cutting angle expels excess material quickly and eliminates chipping and splintering. For use in hardwood, softwood, plywood and composition material.

ØD	a°	B	Ød	L	Tool No.
1-1/8	60°	3/4	1/2	2-3/4	45788
1-1/8	60°	3/4	1/2	2-3/4	45789 *†

\* Replacement bearing #47738. Replacement collar #47740.

† Not for use in CNC machines.



Straight Plunge



Trimming



Signmaking



Grooving



Profiling



Architectural



Jointing



Flooring



Door Making



Solid Surface



Solid Surface

Industrial Quality  
**Router Bits**

3D renderings & tool illustrations **not** shown at actual size. Visit our website for additional 1:1 profiles.

**Warning:** Before use, read router bit safety guidelines on pages 186-188.





Straight  
Plunge



Trimming




Signmaking



Grooving



Profiling



Architectural



Jointing



Flooring

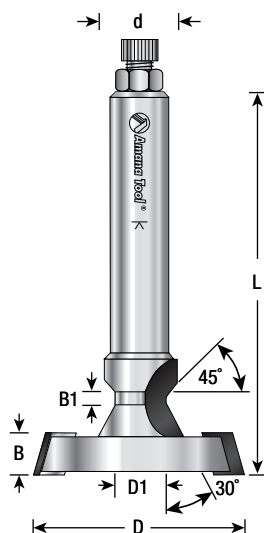
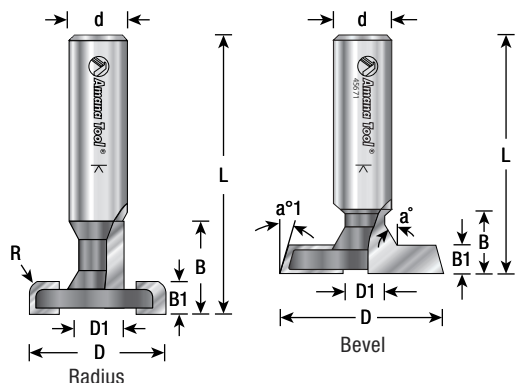
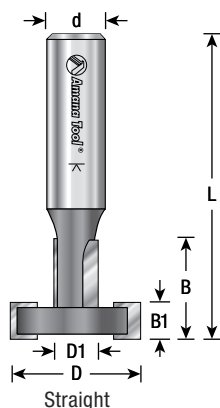


Door  
Making



Solid Surface

Industrial Quality  
**Router Bits**



## T-SLOT


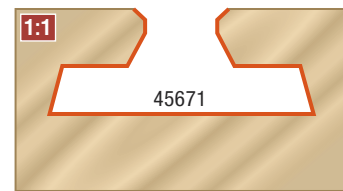

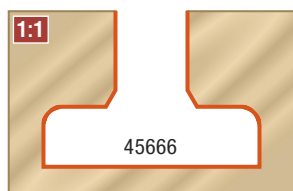

Carbide Tipped • 2 Flute



Designed for creating T-slot wall panels (used to cut their characteristic slots for many purposes) and radiused edges on the T-slots (allow easier adjustment of fixtures on the completed wall panels). Bits are not designed for plunging operations. For best results use in CNC and table-mounted routers.

Edge Type	ØD	ØD1	R	a°	a1°	B	B1	Ød	L	Tool No.
Straight	1-1/8	3/8	—	—	—	13/16	5/16	1/2	2-1/2	45660
Radius	1-1/8	3/8	1/4	—	—	13/16	5/16	1/2	2-1/2	45666
Straight	1-1/8	1/2	—	—	—	7/8	3/8	1/2	2-1/2	45662
Radius	1-3/8	1/2	1/4	—	—	7/8	3/8	1/2	2-1/2	45667
Radius	1-13/64	13/32	1/16	—	—	43/64	23/64	1/2	2-13/32	45661
Bevel	1-3/8	3/8	—	30°	15°	35/64	1/4	1/2	2-3/64	45671

**Note:** These tools are designed for 'groove-forming' T-slot wall panels, they are not designed for plunging operations.



## DIAMOND TIPPED (PCD) 'T' SLOT



'T' Slot diamond tipped router (standard 'T' slot). Use with particleboard MDF, both raw or with melamine, veneer, hardwood, etc. Re-sharpen one to two times.

ØD	B	D1	# of blades	B1	Ød	L	Max RPM	Tool No.
1-3/8	1/4	3/8	2+1	1/16	1/2	2-3/8	30,000	DRB-300-RH
1-3/8	1/4	3/8	2+1	1/16	1/2	2-3/8	30,000	DRB-304-LH**

\*\* LH indicates LEFT HAND ROTATION.

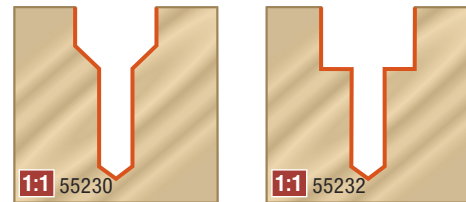
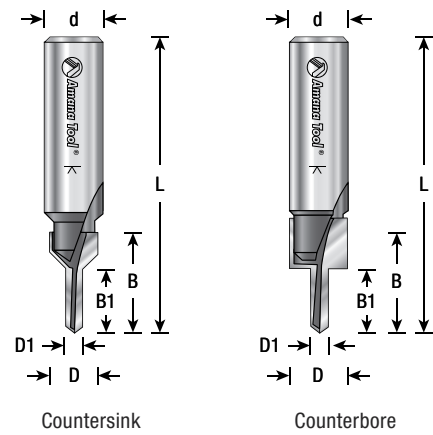



## SCREW SLOT NEW

### Carbide Tipped • 2 Flute

For securing large panels or tabletops in a way that allows them to expand or contract, due to changes in temperature or humidity. The screw slots prevent the wood from splitting and the screw from failing. Great for drilling and creating slots in one operation. Use in a table-mounted router.

ØD	ØD1	B	B1	Ød	L	Type	Tool No.
7/16	11/64	13/16	1/2	1/2	2-1/2	Countersink	55230
1/2	11/64	15/16	1/2	1/2	2-1/2	Counterbore	55232




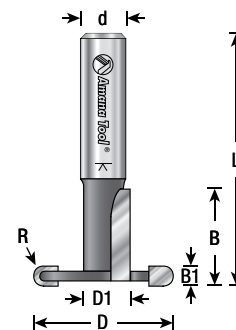
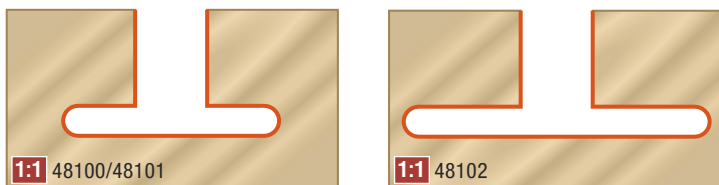
## SPECIAL AMEROCK® HINGE

### Carbide Tipped • 2 Flute

This bit is designed to produce a T-slot for Amerock® hinges. For best results use in a table-mounted router.

ØD	ØD1	R	B	B1	Ød	L	Tool No.
1-1/8	3/8	5/64	21/32	5/32	3/8	2	48100 *
1-1/8	3/8	5/64	21/32	5/32	1/2	2-1/8	48101 *
1-19/32	3/8	5/64	21/32	5/32	3/8	2	48102 *

\* Note: These bits are not guaranteed due to fragility and application.

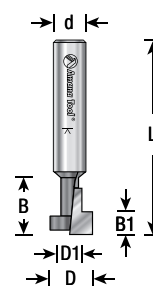


## KEYHOLE

### Carbide Tipped • Single Flute

Form keyhole slots in plaques, picture frames, and other wall-hanging items with this plunge-cutting bit. Plunge to form the entry, then advance the router to cut a short T-slot. Use in a handheld plunge router.

ØD	ØD1	B	B1	Ød	L	Tool No.
3/8	13/64	3/8	3/16	1/4	1-1/2	45650
1/2	5/16	3/8	3/16	1/4	1-1/2	45652



Industrial Quality  
**Router Bits**



Straight  
Plunge



Trimming



Signmaking



Grooving



Profiling



Architectural



Jointing



Flooring

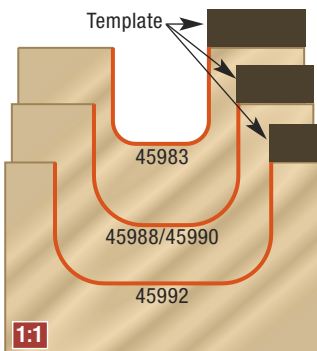
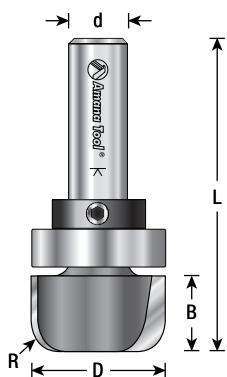
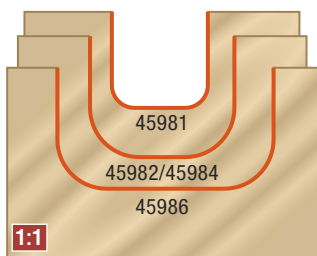
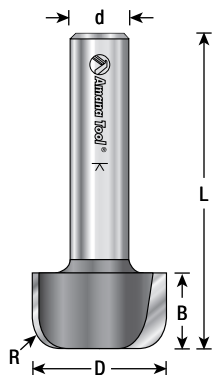


Door  
Making



Solid Surface

Industrial Quality  
**Router Bits**



## BOWL & TRAY

### Carbide Tipped • 2 Flute



For routing solid wood serving trays, flat dishes, shallow bowls, and similar objects, use this 3-in-1 specialty plunging bit. It cuts flat, smooth bottom surfaces, vertical walls, and a transition radius between them, all in one pass. It can be used in handheld, table-mounted and CNC routers.

ØD	R	B	Ød	L	Tool No.
1/2	1/8	1/2	1/4	2-1/8	45981
3/4	1/4	5/8	1/4	2-5/8	45982
3/4	1/4	5/8	1/2	2-5/8	45984
1-1/8	1/4	5/8	1/2	2-5/8	45986



## BOWL & TRAY

### With Upper Ball Bearing Guide



### Carbide Tipped • 2 Flute

Same bit as above, but with a shank-mounted bearing so the bit can be used with a template or pattern.

ØD	R	B	Ød	L	Replacement		Tool No.
					Bearing	Collar	
1/2	1/8	1/2	1/4	2-1/8	47701	47724	45983
3/4	1/4	5/8	1/4	2	47714	47724	45988
3/4	1/4	5/8	1/2	2-5/8	47721	47739	45990
1-1/8	1/4	5/8	1/2	2-5/8	47738	47740	45992



## BALL END


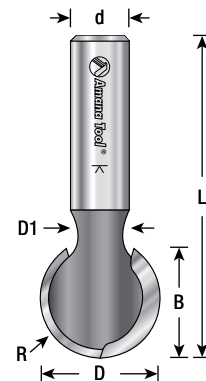
### Carbide Tipped • 2 Flute



Cut channels for pipes or cables using the ball end bit. The profile requires the cut to be made in a single pass. To reduce stress on the bit, cut an initial groove using a straight bit matching the D1 dimension of the ball end bit.

ØD	ØD1	R	B	Ød	L	Tool No.
1/2	1/4	1/4	7/16	1/2	2-1/4	45960
5/8	9/32	5/16	9/16	1/2	2-3/8	45962
3/4	5/16	3/8	11/16	1/2	2-1/2	45964
1	11/32	1/2	15/16	1/2	2-3/4	45968

**Note:** Profile is useful as a 'conduit' for cables, pipes, etc.



## INSERT CARBIDE BALL END



Cut channels for pipes or cables using the ball end bit. The profile requires the cut to be made in a single pass. To reduce stress on the bit, cut an initial groove using a straight bit matching the D1 dimension of the ball end bit.

### Single Flute

ØD	ØD1	B	R	Ød	L	Screw#	Knife	Repl. T.C.	Tool No.
5/8	17/32	35/64	5/16	1/2	2-3/4	67117	RCK-52		RC-1122

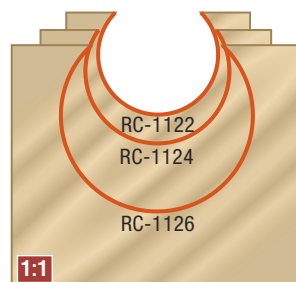
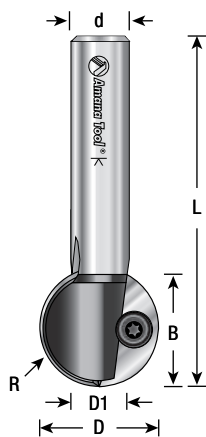
### 2 Flute

3/4	19/32	21/32	3/8	1/2	2-5/8	67112	RCK-53		RC-1124 ★
1	43/64	15/16	1/2	1/2	2-7/8	67115	RCK-54		RC-1126 ★

**Note:** Profile is useful as a 'conduit' for cables, pipes, etc.

⚠ **Warning:** Maximum RPM 18,000

★ **Warning:** These tools have an open flute design (not anti-kickback) and are intended for high feed-rate CNC machine use only. **Do not use in portable routers.**



3D renderings & tool illustrations **not** shown at actual size. Visit our website for additional 1:1 profiles.

⚠ **Warning:** Before use, read router bit safety guidelines on pages 186-188.





Straight  
Plunge



Trimming



Signmaking



Grooving



Profiling



Architectural



Jointing



Flooring

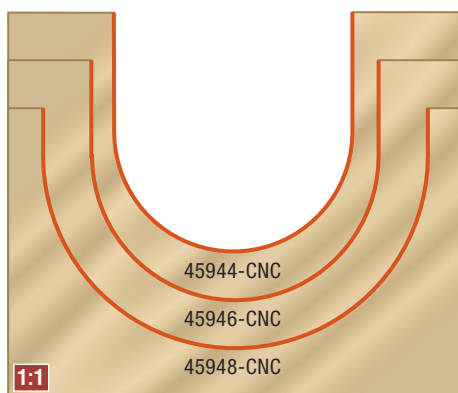
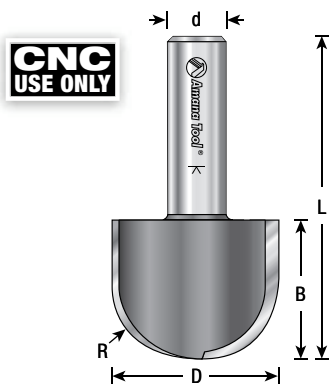
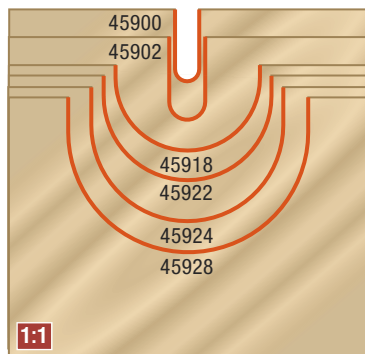
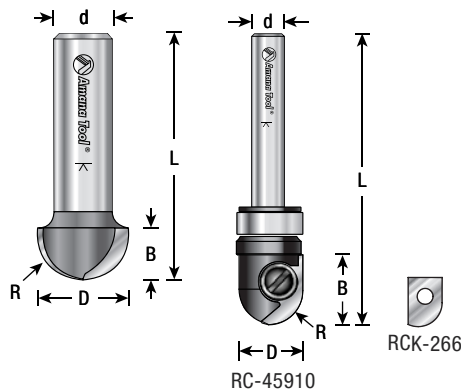


Door  
Making



Solid Surface

Industrial Quality  
**Router Bits**



## CORE BOX

Cut half-round grooves for fluted moldings, columns, millwork and signs using a core box bit. Used with an edge guide, it can cut coves. Can be used with handheld, table-mounted and CNC routers.



### Carbide Tipped • 2 Flute

ØD	R	B	Ød	L	Tool No.
1/8	1/16	3/8	1/4	1-3/4	45900
3/16	3/32	1/2	1/4	1-3/4	45902
1/4	1/8	1/4	1/4	1-5/8	45904
3/8	3/16	1/4	1/4	1-1/2	45906
3/8	3/16	1/4	1/2	2	45908
1/2	1/4	3/8	1/4	1-1/2	45910
1/2	1/4	1/2	1/4	2-1/8	RC-45910
1/2	1/4	3/8	1/2	2-1/8	45912
5/8	5/16	7/16	1/4	1-5/8	45914
5/8	5/16	7/16	1/2	2	45916
3/4	3/8	7/16	1/4	1-3/4	45918
3/4	3/8	7/16	1/2	2	45920
7/8	7/16	1/2	1/2	2-1/4	45922
1	1/2	5/8	1/4	1-3/4	45924
1	1/2	11/16	1/2	2-1/8	45926
1-1/4	5/8	3/4	1/2	2-5/16	45928 <sup>Δ20</sup>

<sup>Δ</sup> Warning: Maximum RPM <sup>Δ20</sup> = 20,000

Replacement Knife for #RC-45910: #RCK-266 (RC-45910 – single flute).  
Replacement Bearing for #RC-45910: #47701.

♦ Use in a table-mounted router. **Not for use in a handheld router!**




### CNC • Carbide Tipped • 2 Flute



ØD	R	B	Ød	L	Max RPM	Tool No.
1-1/4	5/8	1-1/4	1/2	2-3/4	18,000	45944-CNC ★
1-1/2	3/4	1-1/4	1/2	2-3/4	18,000	45946-CNC ★
2	1	1-1/4	1/2	2-3/4	18,000	45948-CNC ★

<sup>Δ</sup> Warning: Maximum RPM 18,000

★ Warning: These tools have an open flute design (not anti-kickback) and are intended for high feed-rate CNC machine use only. **Do not use in portable routers.**





## ELONGATED CORE BOX

Carbide Tipped • 2 Flute • Extra Deep



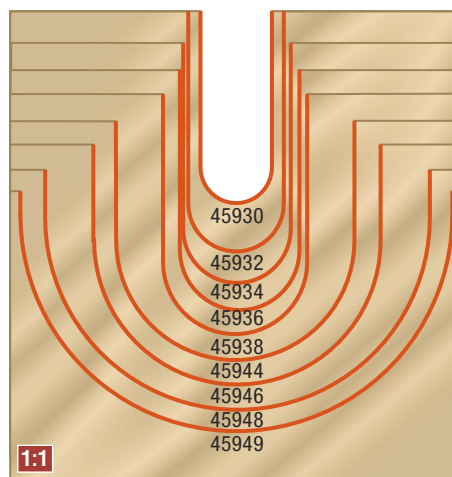
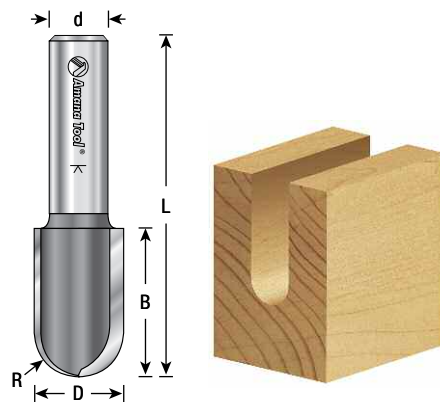
Cut much deeper flutes than possible with a regular core box bit.

ØD	R	B	Ød	L	Tool No.
3/8	3/16	1	1/2	2-3/4	45930
1/2	1/4	1-1/4	1/2	2-3/4	45932
9/16	9/32	1-1/4	1/2	2-3/4	45934
5/8	5/16	1-1/4	1/2	2-3/4	45936
3/4	3/8	1-1/4	1/2	2-3/4	45938
1	1/2	1-1/4	1/2	2-3/4	45942
1-1/4	5/8	1-1/4	1/2	2-3/4	45944 $\Delta_{14}$ $\Delta_{18}$ $\Delta_{20}$
1-1/2	3/4	1-1/4	1/2	2-3/4	45946 $\Delta_{14}$ $\Delta_{18}$ $\Delta_{20}$
2	1	1-1/4	1/2	2-3/4	45948 $\Delta_{14}$ $\Delta_{18}$ $\Delta_{20}$
2-1/4	1-1/8	1-1/4	1/2	3	45949 $\Delta_{14}$ $\Delta_{18}$ $\Delta_{20}$

$\Delta$  Warning: Maximum RPM  $\Delta_{14}$  =14,000;  $\Delta_{18}$  =18,000;  $\Delta_{20}$  =20,000

Note: All core box wood sample illustrations shown actual size.

♦ Use in a table-mounted router. Not for use in a handheld router!



## SOLID CARBIDE UP-CUT SPIRAL FLUTE

2 Flute • Ball Nose

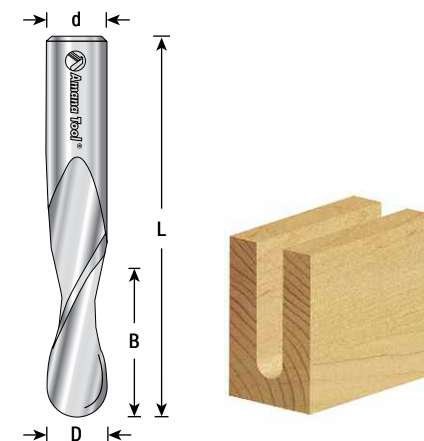


Used for carving, decorative doors and sign manufacturing. Up-Cut design leaves an excellent finish and expels chips quickly.

ØD	B	Ød	L	Tool No.
1/4	1	1/4	2-1/2	46376
3/8	1-1/4	3/8	3	46378
1/2	1-1/4	1/2	3	46380
1/2	2-1/8	1/2	4	46384
5/8	2-1/8	5/8	4	46386 ★
3/4	2	3/4	4	46388 ★

$\Delta$  Warning: Recommended RPM 20,000-21,000

★ Warning: These tools have an open flute design (not anti-kickback) and are intended for high feed-rate CNC machine use only. Do not use in portable routers.



## SOLID CARBIDE BOTTOM ROUND

2 Flute



Developed for producing round bottomed grooves in hardwood and softwood, plywood and composition material. Used for engraving and carving.

ØD	R	B	Ød	L	Tool No.
1/4	1/8	3/8	1/4	2-1/2	45784



Industrial Quality  
**Router Bits**

3D renderings & tool illustrations not shown at actual size. Visit our website for additional 1:1 profiles.

$\Delta$  Warning: Before use, read router bit safety guidelines on pages 186-188.





Straight  
Plunge



Trimming



Signmaking



Grooving



Profiling



Architectural



Jointing



Flooring

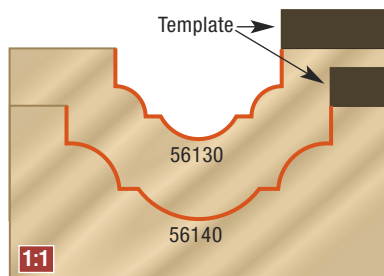
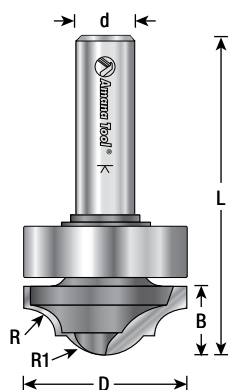
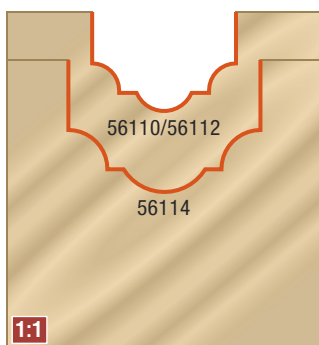
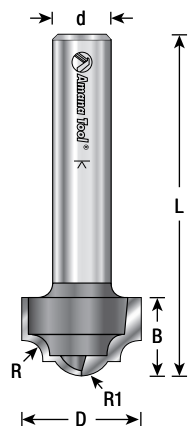


Door  
Making



Solid Surface

Industrial Quality  
**Router Bits**



## CLASSICAL GROOVE

### Carbide Tipped • 2 Flute



Use this bit to form a bead-sided groove with a rounded bottom to embellish solid wood surfaces. It can be used in handheld, table-mounted and CNC routers, guided with an edge guide, fence, or in conjunction with a template guide bushing.

ØD	R	R1	B	Ød	L	Tool No.
1/2	3/32	9/64	7/16	1/4	2	56108
3/4	9/64	5/32	1/2	1/4	2-1/16	56110
3/4	9/64	5/32	1/2	1/2	2-3/4	56112
1	13/64	1/4	11/16	1/2	3	56114



## CLASSICAL GROOVE

### With Upper Ball Bearing Guide




### Carbide Tipped • 2 Flute

Rout decorative grooves on solid wood or MDF panels and surfaces with a handheld or CNC router. Form edges with a hand router equipped with an edge guide or on a router table. Shank-mounted bearing allows cuts to be guided by a template mounted atop the workpiece.

ØD	R	R1	B	Ød	L	Tool No.
7/8	5/32	7/32	1/2	1/4	2	56130
1-3/8	1/4	13/32	9/16	1/2	2-5/8	56140

#### Replacement Parts:

Ball Bearing	Lock Ring	Tool No.
47708	47748	56130
47734	47750	56140



## CLASSICAL GROOVE

### With Upper Ball Bearing Guide



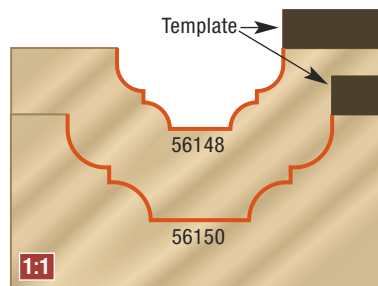
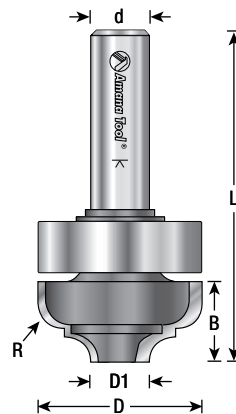

#### Carbide Tipped • 2 Flute

Rout decorative grooves on solid wood or MDF panels and surfaces with a handheld or CNC router. Form edges with a hand router equipped with an edge guide, or on a router table. Shank-mounted bearing allows cuts to be guided by a template mounted atop the workpiece.

ØD	ØD1	R	B	Ød	L	Tool No.
7/8	.319	9/64	3/8	1/4	2	56148
1-3/8	.522	13/64	9/16	1/2	2-5/8	56150

#### Replacement Parts:

Ball Bearing	Lock Ring	Tool No.
47708	47748	56148
47734	47750	56150



## ROUND OVER GROOVE

### Carbide Tipped • 2 Flute



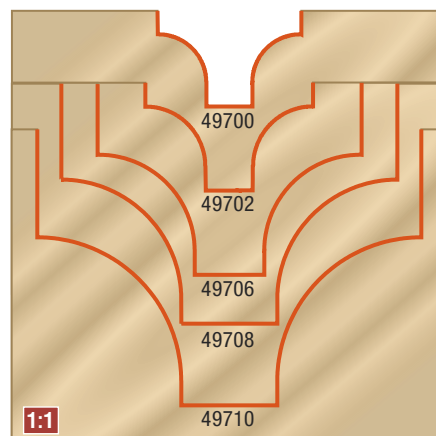
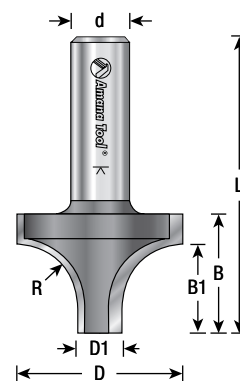
This bit creates a flat-bottom groove between two quarter-round shapes. Short vertical walls extending below the radius lend extra depth to the appearance. Depending upon the cut depth adjustment, the radii can be flush with the work surface or recessed. The profile can be formed on an edge using an edge guide or, on the router table using a fence.

ØD	ØD1	R	B	B1	Ød	L	Tool No.
3/4	.240	1/4	1/2	3/8	1/2	2	49700
.615	.240	3/16	1/2	3/16	1/2	2-1/8	49701
7/8	.245	5/16	9/16	7/16	1/2	2-1/16	49702
7/8	1/2	1/8	1-1/4	1-1/8	1/2	2-1/2	49720 *
1	.250	3/8	5/8	15/32	1/2	2-1/8	49704
1-3/8	.363	1/2	1	3/4	1/2	2-1/2	49706
1-3/4	.500	5/8	1-1/4	1	1/2	2-3/4	49708 ⚠ <sub>14</sub>
2	.500	3/4	1-7/16	1-1/8	1/2	2-15/16	49710 ⚠ <sub>14</sub>

⚠ **Warning:** Maximum RPM ⚠<sub>14</sub> = 14,000

♦ Use in a table-mounted router. **Not for use in a handheld router!**

\* Elongated Plunge.

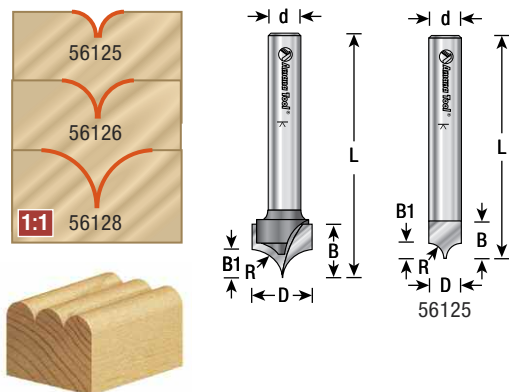


3D renderings & tool illustrations **not** shown at actual size. Visit our website for additional 1:1 profiles.

⚠ **Warning:** Before use, read router bit safety guidelines on pages 186-188.







## POINT CUTTING **NEW** ROUNDROVER†

Carbide Tipped • 2 Flute

For trimming, lettering & fluting.

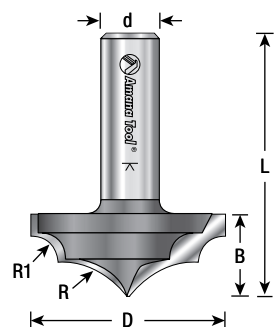
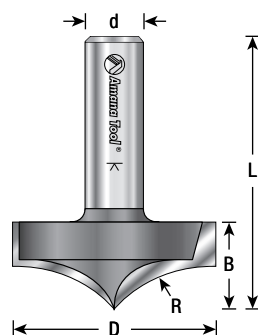

ØD	R	B	B1	Ød	L	Tool No.
1/4	1/8	5/16	1/8	1/4	2	56125 *
3/8	3/16	19/64	3/16	1/4	1-7/8	56126
19/32	19/64	1/2	19/64	1/4	2-9/64	56128

\* Solid Carbide

† Bit not guaranteed due to a very fine plunge point.



Use Tool #56125 with  
Tongue & Groove Assembly #55400 on page 125.



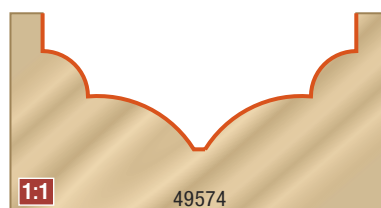
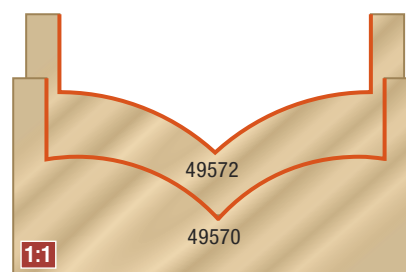
## ROUND OVER GROOVE

Plunge Ovolo Router Bits

Carbide Tipped • 2 Flute

Rout decorative grooves on solid wood or MDF panels and surfaces with a handheld or CNC router. Form edges using an edge guide.

ØD	R	R1	B	Ød	L	Tool No.
1-3/4	23/32	—	23/32	1/2	2-3/16	49570
1-5/8	1	—	23/32	1/2	2-3/16	49572
1-5/8	19/32	1/4	23/32	1/2	2-3/16	49574



## BEADING GROOVE

### Carbide Tipped • 2 Flute

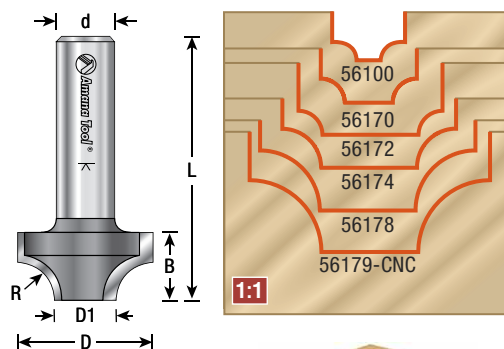
Quarter-round profiles are formed by this bit as it grooves, one on each side of a flat. The scale and depth of the beading profile distinguishes it from the round over at left. Used with a fence or edge guide, this beading bit can be used as an edge former.

ØD	ØD1	R	B	Ød	L	Tool No.
25/64	1/8	3/32	23/64	1/4	1-29/32	56100
1/2	1/4	1/8	3/8	1/4	1-7/8	56170
3/4	1/2	1/8	3/8	1/4	2	56172
7/8	1/2	13/64	15/32	1/4	2-3/16	56174
1-1/8	1/2	5/16	9/16	1/2	2-3/4	56178 ⚠ <sup>14</sup>
1-1/4	1/2	3/8	5/8	1/2	2-9/16	56179-CNC ★

⚠ **Warning:** Maximum RPM ⚠<sup>14</sup> = 14,000

♦ Use in a table-mounted router. **Not for use in a handheld router!**

★ **Warning:** These tools have an open flute design (not anti-kickback) and are intended for high feed-rate CNC machine use only. **Do not use in portable routers.**

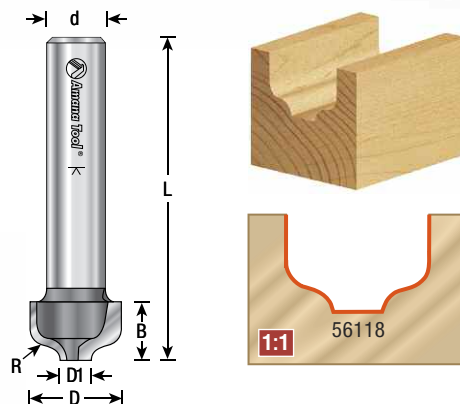


## OGE GROOVE

### Carbide Tipped • 2 Flute

Route a flat-bottom groove with ogee shoulders. Decorate any solid wood surface using a handheld or CNC router.

ØD	ØD1	R	B	Ød	L	Tool No.
3/4	.256	9/64	1/2	1/2	2-3/4	56118
1/2	.157	5/64	3/8	1/4	2	56122



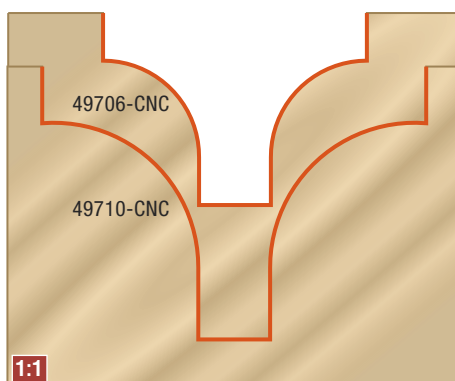
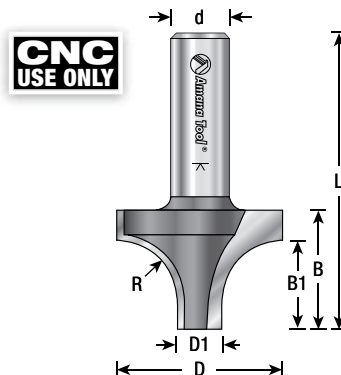
## ROUND OVER GROOVE

### CNC • Carbide Tipped • 2 Flute

ØD	ØD1	R	B	B1	Ød	L	Tool No.
1-3/8	23/64	1/2	1	3/4	1/2	2-1/2	49706-CNC ★
2	1/2	3/4	1-7/16	1-1/8	1/2	2-15/16	49710-CNC ★

⚠ **Warning:** Maximum RPM 14,000

★ **Warning:** These tools have an open flute design (not anti-kickback) and are intended for high feed-rate CNC machine use only. **Do not use in portable routers.**



Straight Plunge



Trimming



Signmaking



Grooving



Profiling



Architectural



Jointing



Flooring



Door Making



Solid Surface

Industrial Quality  
**Router Bits**

3D renderings & tool illustrations **not** shown at actual size. Visit our website for additional 1:1 profiles.

⚠ **Warning:** Before use, read router bit safety guidelines on pages 186-188.





Straight  
Plunge



Trimming



Signmaking



Grooving



Profiling



Architectural



Jointing



Flooring

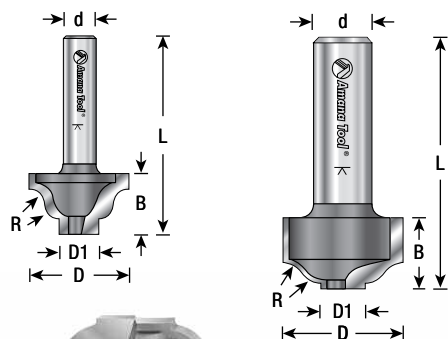


Door  
Making



Solid Surface

Industrial Quality  
**Router Bits**



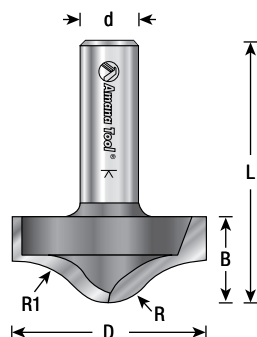

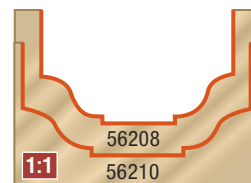
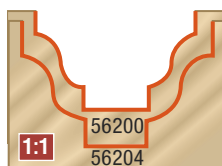
## OGEE GROOVE

Carbide Tipped • 2 Flute



This bit is similar to the ogee groove bits on the previous page, but these form a flat-bottom groove with a reverse ogee and step profile for the shoulders.

ØD	ØD1	R	B	Ød	L	Tool No.
13/16	5/16	1/8	17/32	1/4	1-3/4	56200
15/16	5/16	5/32	21/32	1/4	1-7/8	56204
1	3/8	3/16	19/32	1/2	1-7/8	56208
1-3/16	15/32	15/64	19/32	1/2	1-7/8	56210



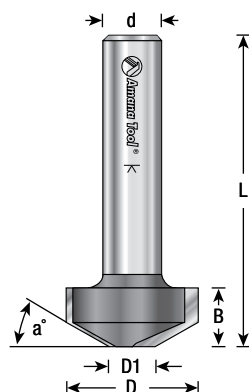
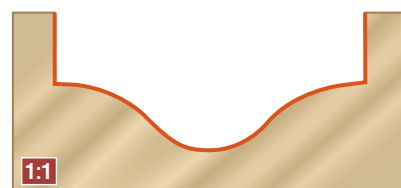
## ROUND & OGEE GROOVE

Carbide Tipped • 2 Flute



Rout decorative grooves on solid wood or MDF panels and surfaces with a handheld or CNC router. Form edges using an edge guide.

ØD	R	R1	B	Ød	L	Tool No.
1-5/8	3/8	3/4	23/32	1/2	2-3/16	49232




## RAISED PANEL GROOVE

Carbide Tipped • 2 Flute



Rout decorative grooves on solid wood or MDF panels and surfaces with a handheld or CNC router. Form edges using an edge guide.

ØD	ØD1	a°	B	Ød	L	Tool No.
1-1/8	.454	30°	1/2	1/2	2-3/4	56116



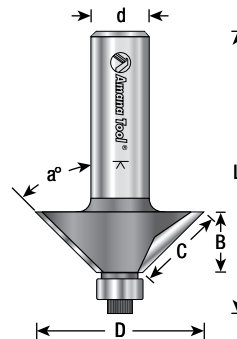


# CHAMFER

## With Ball Bearing Guide

### Carbide Tipped • 2 Flute

Chamfer or bevel edges for decorative effect or to form edge miter joints. Produce crisp, uniform edges at accurate angles to make 4-, 6-, 8-, 12-, or 16-sided boxes. For best results use in a router table.



a°	ØD	B	C	Ød	L	Tool No.
45°	1-1/4	1/2	5/8	1/4	2	49400
45°	1-1/4	1/2	5/8	1/2	2-3/8	49402
45°	2	3/4	1-1/8	1/2	2-1/2	49404 ♦ *
45°	2-3/8	1	1-3/8	1/2	2-7/8	49406 ♦ △ <sub>18</sub> †
45°	3	1-1/8	1-1/2	1/2	3	49405 ♦ △ <sub>16</sub>
11-1/4°	7/8	1	1	1/2	2-7/8	49407
15°	7/8	3/4	25/32	1/4	2-1/4	49408
22-1/2°	1-1/4	15/16	7/8	1/2	2-7/8	49410
30°	1-3/8	13/16	7/8	1/4	2-1/4	49412
30°	1-3/8	13/16	7/8	1/2	2-3/4	49414
60°	2-1/2	11/16	1-1/8	1/2	2-3/4	49416 ♦ △ <sub>16</sub>


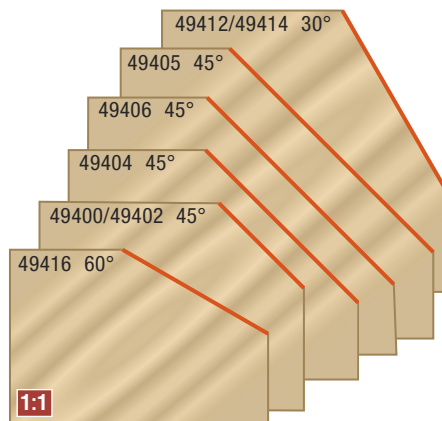

Replacement bearings: #'s 49400 & 49402 use #47704. #49405 use #47710. All other tools use #47706.

\* 49404 will completely chamfer 3/4" material.


† 49406 will completely chamfer 1" material.

△ **Warning:** Maximum RPM △<sub>16</sub> = 16,000; △<sub>18</sub> = 18,000

♦ Use in a table-mounted router. **Not for use in a handheld router!**




49412  
6 sides (30°)



49410  
8 sides (22.5°)



49408  
12 sides (15°)



49407  
16 sides (11.25°)



Straight Plunge



Trimming



Signmaking



Grooving



Profiling



Architectural



Jointing



Flooring



Door Making



Solid Surface

Industrial Quality  
**Router Bits**

3D renderings & tool illustrations **not** shown at actual size. Visit our website for additional 1:1 profiles.

△ **Warning:** Before use, read router bit safety guidelines on pages 186-188.





Straight  
Plunge



Trimming




Signmaking



Grooving



Profiling



Architectural



Jointing



Flooring

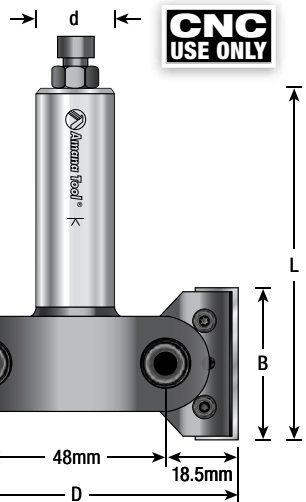


Door  
Making



Solid Surface

Industrial Quality  
**Router Bits**



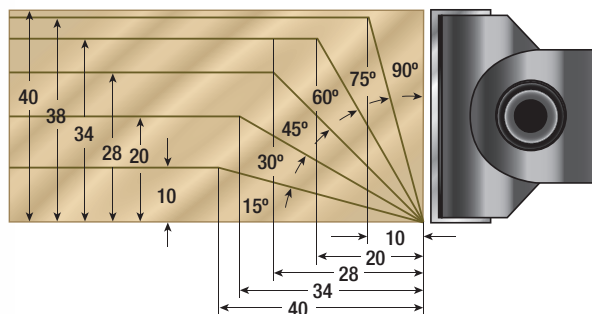
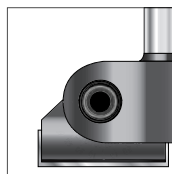
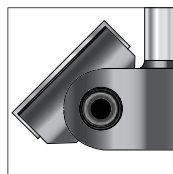
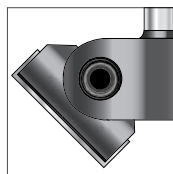
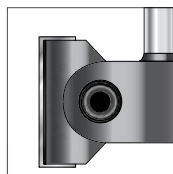
## CNC INSERT CARBIDE ADJUSTABLE CHAMFER





Insert router bit complete with two cutting flutes. Suitable for producing chamfer cuts at various angles in softwood, hardwood and man-made boards. Cutting angle can be adjusted in 7.5° steps by using a notched scale. Fine adjustment of 1° is also possible. For use on routers and machining centers with CNC control.



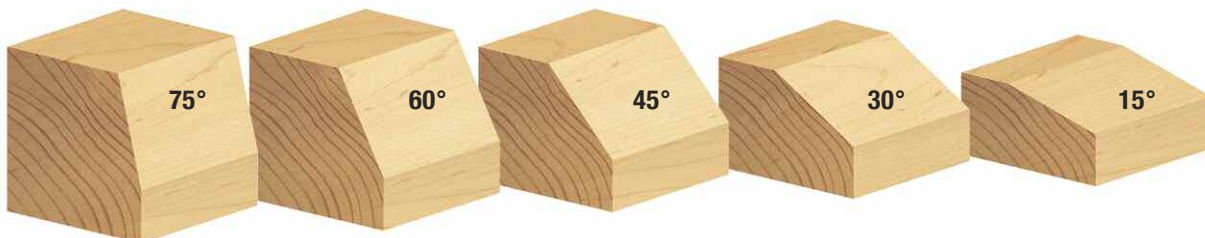
ØD	B	a°	Ød	L	Max RPM	Repl. T.C. Knife	Tool No.
85mm(3-3/8)	40mm(1-1/2)	-45° to +90°	3/4	100mm(4)	12,000	RCK-40	RC-2370



Artwork not  
shown at  
actual size.



Chamfer both sides of workpiece.



# VARIABLE DOUBLE CHAMFER ASSEMBLY

*With Ball Bearing Guide*

## Carbide Tipped • 3-Wing

Chamfer both corners of an edge in one pass with this assembly. Switch from 30° or 45° chamfers by switching cutter positions on the arbor. Interchangeable spacers adjust assembly to accommodate different stock thicknesses. The assembly includes the arbor, a pair of multi-angle cutters, pilot bearing, spacers and shims. Replacement parts are available separately. For best results use in a router table.

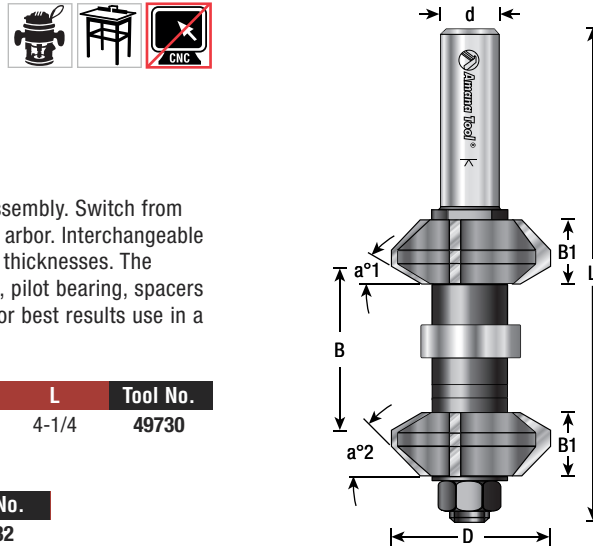
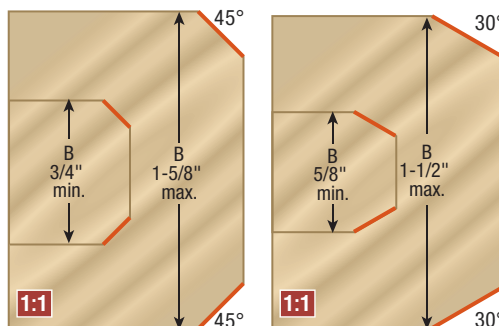
ØD	a°1	a°2	B1	Ød	L	Tool No.
1-3/8	30°	45°	9/16	1/2	4-1/4	49730

### Replacement Parts:

Description	Tool No.
Top Replacement Cutter (R/H)	49732
Bottom Replacement Cutter (L/H)	49734
Ball Bearing Guide, 5/16 x .865	47708
1/2" Shank Arbor With Nut	47618
6mm Spacer (2 required)	55368
0.5mm Shims (1 required)	55404
0.1mm Shims (4 required)	55357
1.0mm Black Washer (4 required)	55402

B Max. With Ball Bearing

B Min. Without Bearing,  
Deduct Approx. 5/16"  
From Min. Dimension.



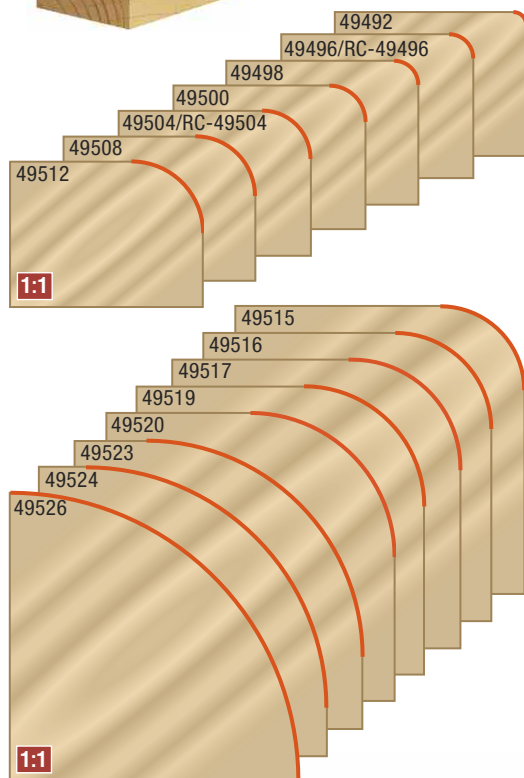
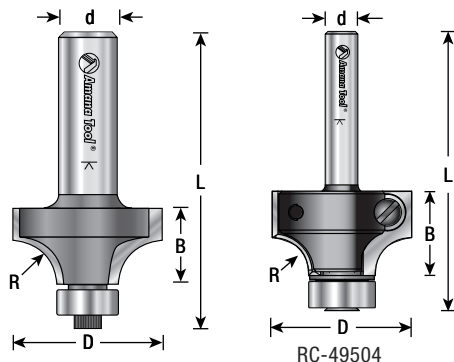
3D renderings & tool illustrations **not** shown at actual size. Visit our website for additional 1:1 profiles.

**Warning:** Before use, read router bit safety guidelines on pages 186-188.



Industrial Quality  
**Router Bits**





## CORNER ROUNDING

### With Ball Bearing Guide



#### Carbide Tipped • 2 Flute

The basic edge-forming bit, the corner-rounding bit rounds an edge to a given radius. The tool is shouldered to cut a fillet. The cut can be used to ease edges, as a simple profile, or as a part of a complex one. Also known as roundover, rounding over and quarter-round. If a smaller pilot bearing is used, a second shoulder can be produced, in effect making the bit a beading bit.

ØD	R	B	Ød	L	Tool No.
5/8	1/16	5/16	1/4	1-3/4	49492
5/8	1/16	5/16	1/2	2-1/4	49494
3/4	1/8	3/8	1/4	2	49496
1	1/8	3/8	1/4	2-3/16	RC-49496
3/4	1/8	3/8	1/2	2-5/16	49498
13/16	5/32	3/8	1/4	2	49499
13/16	5/32	3/8	1/2	2-1/4	49501
7/8	3/16	1/2	1/4	2	49500
7/8	3/16	1/2	1/2	2-7/16	49502
1	1/4	1/2	1/4	2	49504
1	1/4	1/2	1/4	2-1/16	RC-49504
1	1/4	1/2	1/2	2-7/16	49506
1-1/8	5/16	1/2	1/4	2-1/16	49508
1-1/8	5/16	1/2	1/2	2-7/16	49510
1-1/4	3/8	5/8	1/4	2-3/16	49512
1-1/4	3/8	5/8	1/2	2-9/16	49514
1-3/8	7/16	5/8	1/2	2-9/16	49515
1-1/2	1/2	3/4	1/4	2-1/4	49516
1-1/2	1/2	3/4	1/2	2-5/8	49518
1-5/8	9/16	3/4	1/2	2-5/8	49517
1-3/4	5/8	7/8	1/2	2-3/4	49519 <sup>△14</sup>
2	3/4	1	1/2	2-7/8	49520 <sup>△14</sup>
2-1/4	7/8	1-1/4	1/2	3-1/16	49521 <sup>△14</sup>
2-1/2	1	1-1/4	1/2	3-3/16	49522 <sup>△14♦</sup>
2-3/4	1-1/8	1-3/8	1/2	3-1/4	49523 <sup>△10♦</sup>
3	1-1/4	1-1/2	1/2	3-1/4	49524 <sup>△10♦</sup>
3-1/2	1-1/2	1-3/4	1/2	3-5/8	49526 <sup>△10♦</sup>

\* Not guaranteed due to extreme diameter and radius. For best results it is recommended to use a smaller radius bit or chamfer the material prior to using these large radius tools. Tool life will be prolonged and a smoother finish will result.

✂ Replacement knife #RCK-268 (2 required).

✂ Replacement knife #RCK-272 (2 required).

Replacement bearing #47706.

<sup>△</sup> **Warning:** Maximum RPM <sup>△10</sup> = 10,000; <sup>△14</sup> = 14,000

♦ Use in a table-mounted router. **Not for use in a handheld router!**



3D renderings & tool illustrations **not** shown at actual size. Visit our website for additional 1:1 profiles.

<sup>△</sup> **Warning:** Before use, read router bit safety guidelines on pages 186-188.



## BEADING

### With Ball Bearing Guide

#### Carbide Tipped • 2 Flute

Cut a quarter-round shape bounded by fillets, known as a bead, in one pass by this bit. The width of one fillet is set by the pilot bearing size, while the other is controlled by the depth of cut. A beading bit can be transformed into a corner rounding bit by changing the bearing (& vice versa).

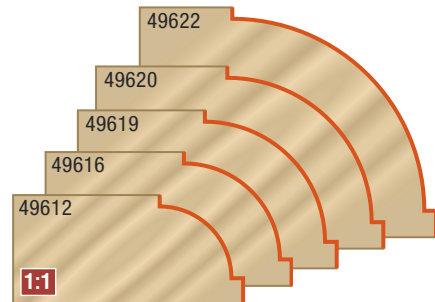
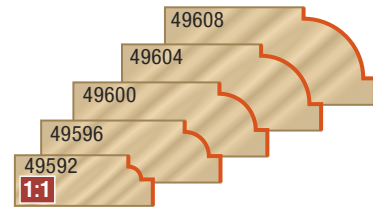
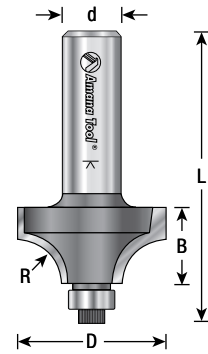
ØD	R	B	Ød	L	Tool No.
5/8	1/16	5/16	1/4	1-3/4	49592
3/4	1/8	3/8	1/4	2	49596
3/4	1/8	3/8	1/2	2-5/16	49598
7/8	3/16	1/2	1/4	2	49600
7/8	3/16	1/2	1/2	2-7/16	49602
1	1/4	1/2	1/4	2	49604
1	1/4	1/2	1/2	2-7/16	49606
1-1/8	5/16	1/2	1/4	2-1/16	49608
1-1/8	5/16	1/2	1/2	2-7/16	49610
1-1/4	3/8	5/8	1/4	2-3/16	49612
1-1/4	3/8	5/8	1/2	2-9/16	49614
1-1/2	1/2	3/4	1/4	2-1/4	49616
1-1/2	1/2	3/4	1/2	2-5/8	49618
1-3/4	5/8	7/8	1/2	2-3/4	49619 $\triangle_{14}$
2	3/4	1	1/2	2-7/8	49620 $\triangle_{14}$
2-1/2	1	1-1/4	1/2	3-3/16	49622 $\triangle_{14} \blacklozenge^*$

\* Not guaranteed due to extreme diameter and radius. For best results it is recommended to use a smaller radius bit or chamfer the material prior to using these large radius tools. Tool life will be prolonged and a smoother finish will result.

Replacement bearing #47702.

$\triangle$  **Warning:** Maximum RPM  $\triangle_{14}$  = 14,000

$\blacklozenge$  Use in a table-mounted router. **Not for use in a handheld router!**



Solid Surface

Industrial Quality  
**Router Bits**

3D renderings & tool illustrations **not** shown at actual size. Visit our website for additional 1:1 profiles.

$\triangle$  **Warning:** Before use, read router bit safety guidelines on pages 186-188.





Straight  
Plunge



Trimming



Signmaking



Grooving



Profiling



Architectural



Jointing



Flooring

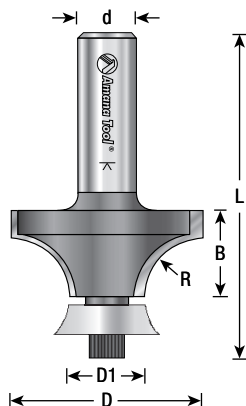


Door  
Making



Solid Surface

Industrial Quality  
**Router Bits**



## CORNER ROUNDING

*With Ultra-Glide™ Radius Bearing*

**Carbide Tipped • 2 Flute**

A unique pilot bearing allows you to produce a true 180° bullnose with this corner rounding bit. Unlike a regular square-edge bearing, it follows the radiused surface produced on the first pass. Will neither leave a flat spot nor gouge the edge. Use the (optional) regular 1/4" x 5/8" steel bearing for the first pass.

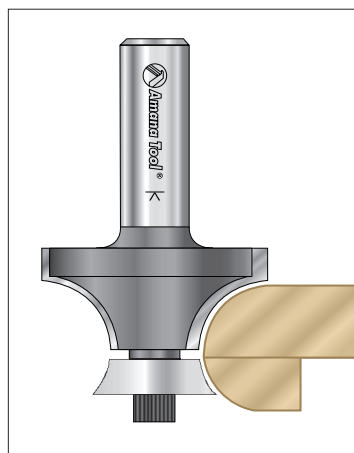
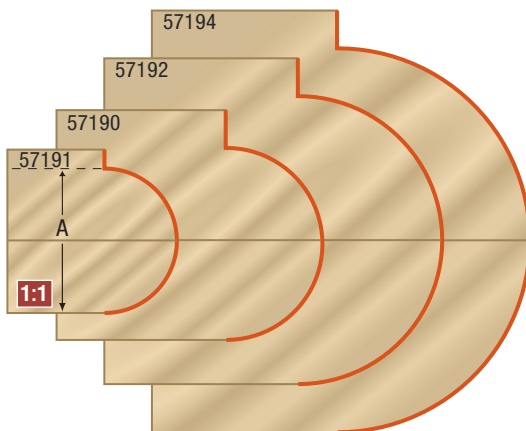


ØD	A	R	ØD1	B	Ød	L	Repl. Bearing	Tool No.
1-9/32	3/4	3/8	58	9/16	1/2	3-3/4	47766	57191 <b>NEW</b>
1-5/8	1	1/2	5/8	3/4	1/2	2-3/4	47767	57190
2-1/8	1-1/2	3/4	5/8	1	1/2	3	47768	57192
2-5/8	2	1	5/8	1-1/4	1/2	3-3/16	47769	57194 <b>NEW</b>

Standard steel 1/4" x 5/8" bearing - use #47712 (order separately).

**Warning:** Maximum RPM  $\Delta_{18}$  = 18,000

♦ Use in a table-mounted router. **Not for use in a handheld router!**



3D renderings & tool illustrations **not** shown at actual size. Visit our website for additional 1:1 profiles.

**Warning:** Before use, read router bit safety guidelines on pages 186-188.

## CORNER ROUNDING 3D **NEW**

### Carbide Tipped • 2 Flute

This is no ordinary corner rounding bit! A guide ring on the bit perimeter coupled with a guide bearing above the profile allows you to round the edges of stock that curves in two planes. Just what's needed for shaping chairs or any furniture that has compound curves. This unique tool is available in a 1/8" or 1/4" radius.

ØD	R	B	Ød	L	Repl. Alum. Ring	Tool No.
1	1/8	5/16	1/2	3-13/16	47790	49528
1-7/16	1/4	13/32	1/2	3-29/32	47792	49529

Replacement bearings #47706 and #47721.

Replacement allen screw #67011.

Replacement lock ring #67176.

Replacement allen key #67165.



## ROUNDING OVER WITH FILLET

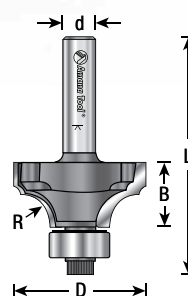
### With Ball Bearing Guide

### Carbide Tipped • 2 Flute

Eliminate the time-consuming hand-filing that normally follows each laminate cutting job. Cutting a fillet, using a standard corner rounding bit, leaves a sharp edge on the laminate. This unique bit "breaks" the sharp edge of the laminate, as it cuts the fillet together with a quarter-round shape in one pass.

ØD	R	B	Ød	L	Tool No.
1-1/8	1/4	17/32	1/4	2	49503
1-5/16	3/8	5/8	1/4	2-1/8	49507

Replacement bearing #47706.



Straight Plunge



Trimming



Signmaking



Grooving



Profiling



Architectural



Jointing



Flooring



Door Making



Solid Surface

Industrial Quality  
**Router Bits**

3D renderings & tool illustrations **not** shown at actual size. Visit our website for additional 1:1 profiles.

**Warning:** Before use, read router bit safety guidelines on pages 186-188.







Straight  
Plunge



Trimming



Signmaking



Grooving



Profiling



Architectural



Jointing



Flooring

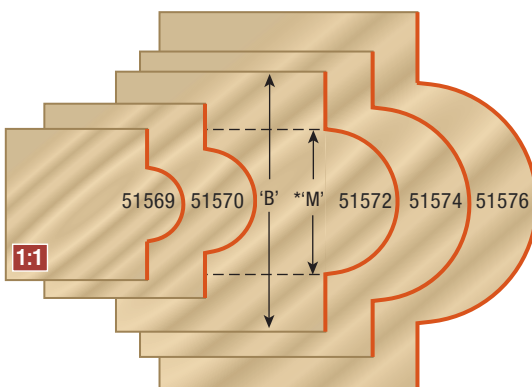
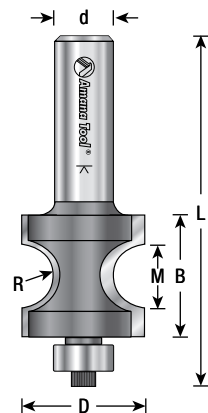
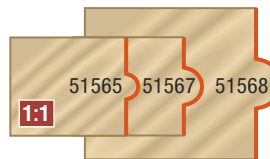
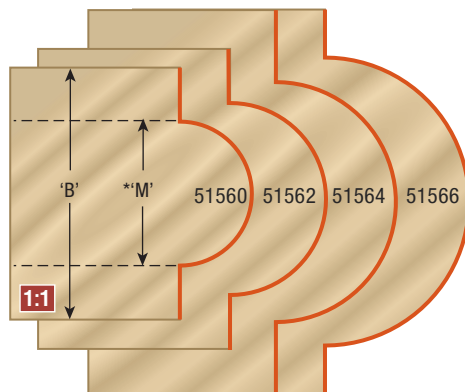
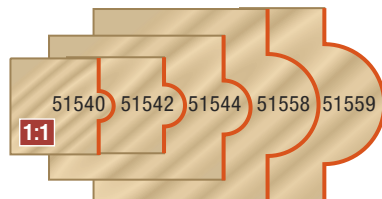
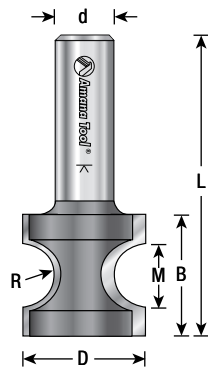


Door  
Making



Solid Surface

Industrial Quality  
**Router Bits**



## BULLNOSE

Carbide Tipped

2 Flute & 3 Flute (51566 Only)

Shape the full edge of a workpiece with a bullnose radius bit. Ideal for shaping stair treads, window sills, table and counter edges, shelves, and making moldings. The "nose diameter" (M) is the thickness of stock that can be nosed, i.e., given a full 180-degree roundover. Flats at top and bottom of the cutting edges create fillets on stock thicker than the nose diameter. Must be used with an edge guide on handheld routers or the fence on a router table.



*'M'	R	B	ØD	Ød	L	Tool No.
5/32	5/64	1/2	17/32	1/4	1-3/4	51540
7/32	7/64	1/2	19/32	1/4	1-3/4	51542
19/64	9/64	3/4	21/32	1/4	1-7/8	51544
5/32	5/64	1/2	17/32	1/2	2	51550
7/32	7/64	1/2	19/32	1/2	2	51552
9/32	9/64	3/4	21/32	1/2	2-1/4	51554
27/64	13/64	3/4	7/8	1/2	2-1/4	51556
35/64	17/64	1	1-1/32	1/2	2-1/2	51558
5/8	5/16	1	1-1/8	1/2	2-1/2	51559
3/4	3/8	1-5/16	1-1/4	1/2	2-3/4	51560 <sup>△</sup> <sub>20</sub>
1	1/2	1-9/16	1-11/16	1/2	3-1/16	51562 <sup>△</sup> <sub>14</sub>
1-1/4	5/8	2	2	1/2	3-1/2	51564 <sup>△</sup> <sub>10</sub> ♦
1-1/2	3/4	2	2-3/8	1/2	3-1/2	51566 <sup>△</sup> <sub>10</sub> ♦ †

† #51566 is 3 flute (all others are 2 flute).

<sup>△</sup> Warning: Maximum RPM <sup>△</sup><sub>10</sub> =10,000; <sup>△</sup><sub>14</sub> =14,000; <sup>△</sup><sub>20</sub> =20,000

♦ Use in a table-mounted router. **Not for use in a handheld router!**

## BULLNOSE

With Ball Bearing Guide

Carbide Tipped • 2 Flute



*'M'	R	B	ØD	Ød	L	Tool No.
1/8	5/64	1/2	17/32	1/4	2-1/8	51565
3/16	7/64	1/2	19/32	1/4	2-1/8	51567
1/4	9/64	3/4	21/32	1/4	2-3/8	51568
3/8	13/64	3/4	7/8	1/2	2-3/4	51569
35/64	17/64	1	1-1/16	1/2	2-7/8	51570
3/4	3/8	1-5/16	1-3/8	1/2	3-1/4	51572 <sup>△</sup> <sub>20</sub>
1	1/2	1-19/32	1-13/16	1/2	3-1/2	51574 <sup>△</sup> <sub>18</sub>
1-1/4	5/8	2	2	1/2	3-7/8	51576 <sup>△</sup> <sub>14</sub> ♦

Very useful for template or pattern routing. Ball bearing is the same size as the small diameter of the tool and rides against the template for an exact duplication.

\* 'M' denotes thickness of material on which a full 180° roundover can be accomplished.

Replacement bearings:

Tool #'s 51565, 51567, 51568, 51569, 51570 use #47706.

Tool #51572 use #47716.

Tool #'s 51574 & 51576 use #47714.

<sup>△</sup> Warning: Maximum RPM <sup>△</sup><sub>14</sub> =14,000; <sup>△</sup><sub>18</sub> =18,000; <sup>△</sup><sub>20</sub> =20,000

♦ Use in a table-mounted router. **Not for use in a handheld router!**

## CORNER BEADING

*With Ball Bearing Guide*


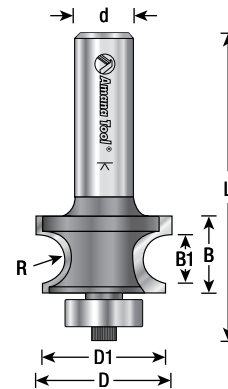
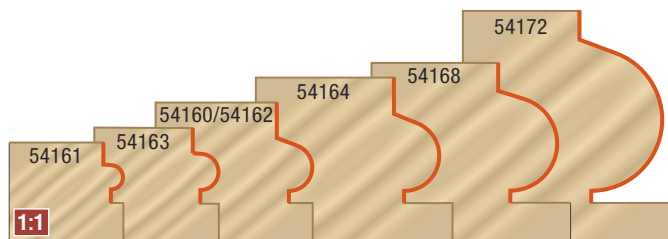
**Carbide Tipped • 2 Flute**

Produce three slightly different profiles using this bit – an edge bead with or without a fillet and a full corner bead – by altering the bit extension or rolling the workpiece between passes. This group of hard-to-find tools is particularly suitable for antique reproductions and restoration projects. Use in a handheld or table-mounted router.

ØD	ØD1	R	B	B1	Ød	L	Tool No.
45/64	5/8	1/16	5/16	1/8	1/4	1-11/16	<b>54161</b>
49/64	11/16	3/32	25/64	3/16	1/4	1-3/4	<b>54163</b>
7/8	3/4	1/8	9/16	1/4	1/4	2-1/8	<b>54160</b>
7/8	3/4	1/8	9/16	1/4	1/2	2-1/2	<b>54162</b>
1-1/8	1	3/16	11/16	3/8	1/4	2-1/4	<b>54164</b>
1-1/8	1	3/16	11/16	3/8	1/2	2-5/8	<b>54166</b>
1-1/4	1-1/8	1/4	23/32	17/32	1/4	2-5/16	<b>54168</b>
1-1/4	1-1/8	1/4	23/32	17/32	1/2	2-11/16	<b>54170</b>
1-1/2	1-3/8	3/8	1	3/4	1/2	2-7/8	<b>54172</b>

Replacement bearing for #54160 – #54163 use #47706.

All other tools use #47716.



## COVE & BEAD

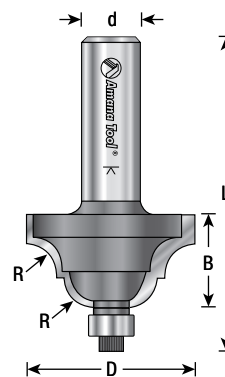
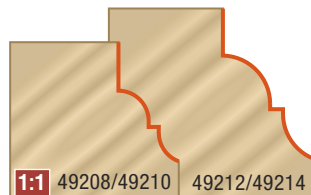
*With Ball Bearing Guide*

**Carbide Tipped • 2 Flute**

The reverse cove-and-bead bit, which has the cove coming off the bearing, produces the reverse of the classical cove and bead. Radii of both cove and bead are identical. Use in a handheld or table-mounted router.

ØD	R	B	Ød	L	Tool No.
1	5/32	5/8	1/4	2-1/8	<b>49208</b>
1	5/32	5/8	1/2	2-1/2	<b>49210</b>
1-3/8	1/4	7/8	1/4	2-1/4	<b>49212</b>
1-3/8	1/4	7/8	1/2	2-5/8	<b>49214</b>

Replacement bearing #47704.



Solid Surface

Industrial Quality  
**Router Bits**

3D renderings & tool illustrations **not** shown at actual size. Visit our website for additional 1:1 profiles.

**Warning:** Before use, read router bit safety guidelines on pages 186-188.





Straight Plunge



Trimming



Signmaking



Grooving



Profiling



Architectural



Jointing



Flooring

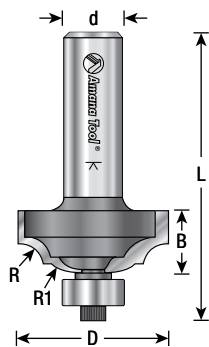


Door Making



Solid Surface

Industrial Quality  
**Router Bits**



## CLASSICAL BEAD & COVE

*With Ball Bearing Guide*



### Carbide Tipped • 2 Flute

This bead and cove combines the two basic forms, separating them with a fillet. The cove comes off the pilot bearing. Produce a complex profile in a single pass. Use in a handheld or table-mounted router.

ØD	R	R1	B	Ød	L	Tool No.
1-1/4	13/64	5/16	1/2	1/4	2	54102
1-1/4	13/64	5/16	1/2	1/2	2-3/8	54104
1-1/2	7/32	15/64	5/8	1/4	2-1/8	54106
1-1/2	7/32	15/64	5/8	1/2	2-1/2	54108

Replacement bearing #47706.



## CLASSICAL COVE & BEAD

*With Ball Bearing Guide*



### Carbide Tipped • 2 Flute

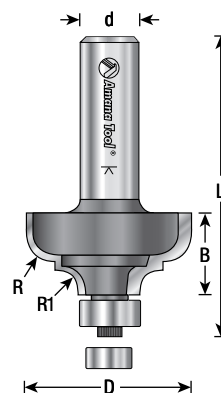
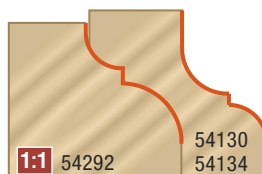
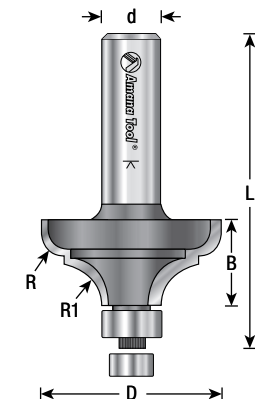
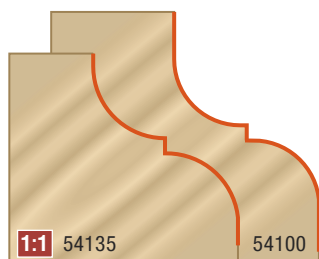
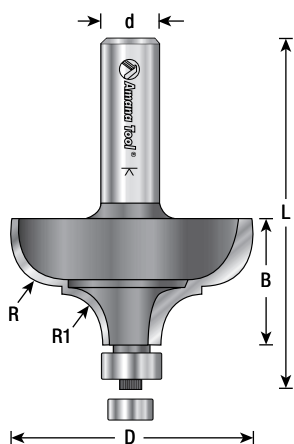
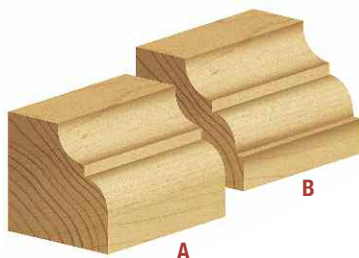
The positions of the bead and the cove are reversed on this series of bits, with the bead coming off the bearing. With the optional 3/8" pilot bearing, the bit produces a fillet at the base of the bead. Largest diameter bits should be run at reduced speed. Use in a handheld or table-mounted router.

ØD	R	R1	B	Ød	L	Tool No.
1-1/8	5/32	5/32	1/2	1/4	2	54128
1-3/8	1/4	3/16	11/16	1/4	2-3/16	54130
1-1/8	5/32	5/32	1/2	1/2	2-3/8	54132
1-3/8	1/4	3/16	11/16	1/2	2-9/16	54134
1-1/2	3/16	5/16	5/8	1/2	2-1/2	54292
2	11/32	11/32	1-1/4	1/2	3-1/8	54100 <sup>Δ18</sup>
2	3/8	3/8	1	1/2	2-3/4	54135 <sup>Δ18</sup>

**A** Standard 1/2" bearing #47706 (included).

**B** Optional 3/8" bearing #47702 (order separately).

<sup>Δ</sup> **Warning:** Maximum RPM <sup>Δ18</sup> = 18,000



# COVE

## With Ball Bearing Guide

### Carbide Tipped • 2 Flute



The coveetto form – produced by the cove bit – is one of the classic building blocks for many molding profiles. Use it alone or in combination with beads and fillets. Use the cove to detail the edges of casework, doors and drawers, posts and columns. The cove also makes up one-half of the rule joint used on drop-leaf tables, the other half is the corner-round.

For best results with a large radius cutter, make a preliminary cut with a smaller radius bit or chamfer the workpiece to reduce the amount of stock to be removed in the finish pass. This will produce a smoother finish and prolong tool life. The largest diameter bits must be run at reduced speed. Use in a handheld or table-mounted router.

ØD	R	B	Ød	L	Tool No.
1/2	1/16	1/2	1/4	2	49092
5/8	1/8	1/2	1/4	2	49094
3/4	3/16	9/16	1/4	2	49100
3/4	3/16	9/16	1/2	2-3/8	49102
7/8	1/4	9/16	1/4	2	49104
1	1/4	1/2	1/4	2-1/16	RC-49104
7/8	1/4	9/16	1/2	2-3/8	49106
1	5/16	9/16	1/4	2-1/8	49108
1	5/16	9/16	1/2	2-3/8	49110
1-1/8	3/8	9/16	1/4	2	49112
1-1/8	3/8	9/16	1/2	2-3/8	49114
1-3/8	1/2	3/4	1/4	2-1/4	49116
1-3/8	1/2	3/4	1/2	2-1/2	49118
1-5/8	5/8	11/16	1/2	2-1/2	49119 $\Delta_{18}$
2	3/4	1	1/2	2-7/8	49120 $\Delta_{12}$
2-1/4	7/8	1-1/4	1/2	3-1/8	49121 $\Delta_{12}\dagger$
2-1/2	1	1-1/4	1/2	3	49122 $\Delta_{12}\dagger$

† Not guaranteed due to extreme diameter & radius. For best results, it is recommended to use a smaller radius bit or chamfer the material prior to using these large radius tools. Tool life will be prolonged and a smoother finish will result.

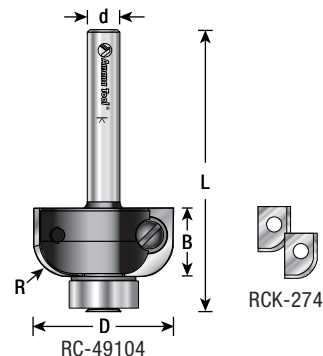
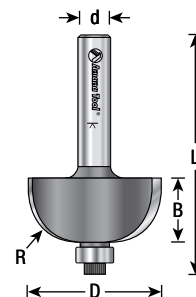
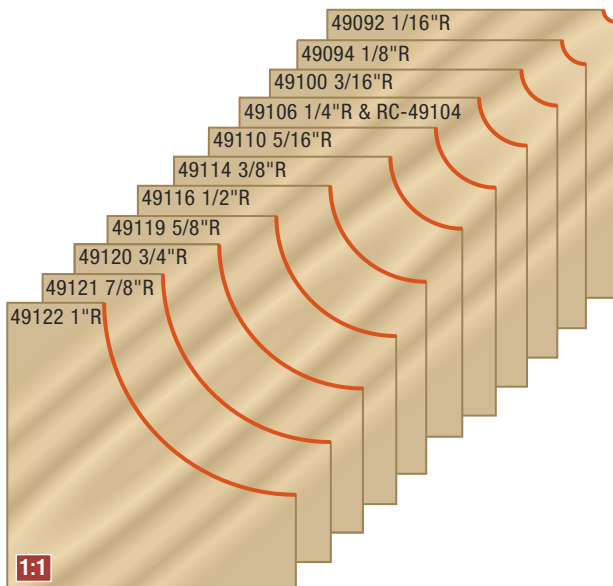
Replacement bearings: Tool #'s 49120, 49121 & 49122 use #47706.

All other tools use #47704 bearing.

⊗ Replacement knife #RCK-274 (2 required).

$\Delta$  **Warning:** Maximum RPM  $\Delta_{12}$  =12,000;  $\Delta_{18}$  =18,000

◆ Use in a table-mounted router. **Not for use in a handheld router!**



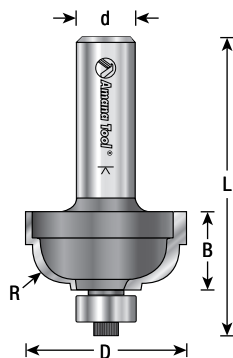
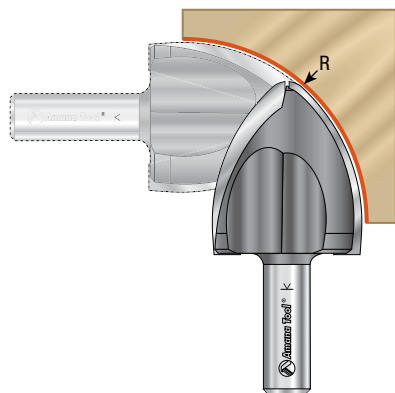
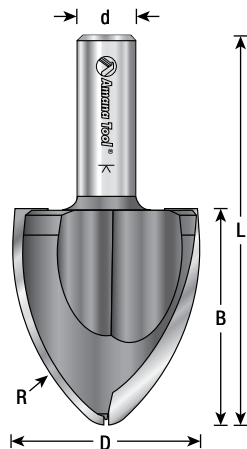

3D renderings & tool illustrations **not** shown at actual size. Visit our website for additional 1:1 profiles.

$\Delta$  **Warning:** Before use, read router bit safety guidelines on pages 186-188.



Industrial Quality  
**Router Bits**





## LARGE RADIUS OVOLO

**Carbide Tipped • 2 Flute**



Now you can make extra-large coves with your router. This bit is perfect for creating beautiful coves for furniture or architectural crown moldings. With this bit you can make large coves in any wood species that you want. You'll never need to purchase cove molding again.

ØD	R	B	Ød	L	Tool No.
1-5/8	2	1-3/4	1/2	3-1/4	<b>49124</b>
2-1/16	2-3/4	2-3/16	1/2	3-13/16	<b>49126</b>



## CLASSICAL COVE

*With Ball Bearing Guide*

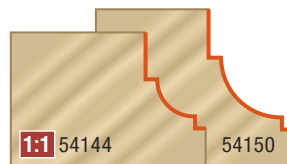
**Carbide Tipped • 2 Flute**



A cove flanked by step fillets, a classical project used in period moldings, is produced by this tool. Use in a handheld or table-mounted router.

ØD	R	B	Ød	L	Tool No.
1-1/8	3/16	1/2	1/4	2	<b>54144</b>
1-3/8	5/16	5/8	1/2	2-1/2	<b>54150</b>

Replacement bearing #47706.



## OGEE FILLET

### With Ball Bearing Guide



#### Carbide Tipped • 2 Flute


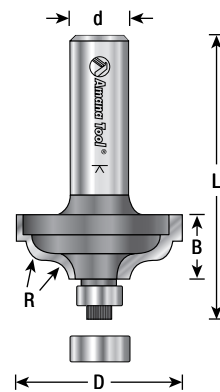
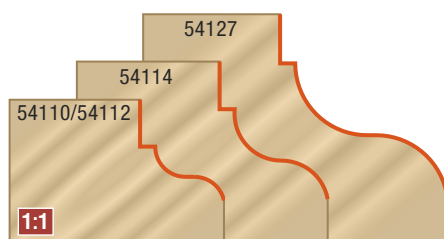
This ogee pattern has a step at the end of the concave portion of the curve. Using the optional 3/8" bearing produces a profile with a fillet at the convex end of the curve. Use in a handheld or table-mounted router.

ØD	R	B	Ød	L	Tool No.
1-3/8	5/32	1/2	1/4	2-1/16	54110
1-3/8	5/32	1/2	1/2	2-1/2	54112
1-5/8	1/4	3/4	1/2	2-5/8	54114
2-1/4	3/8	15/16	1/2	2-7/8	54127

**A** Standard 1/2" bearing #47706 (included).

**B** Optional 3/8" bearing #47702 (order separately).

**Warning:** Maximum RPM = 18,000



## ROMAN OGEE

### With Ball Bearing Guide




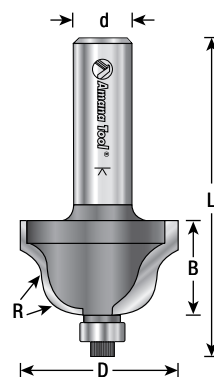
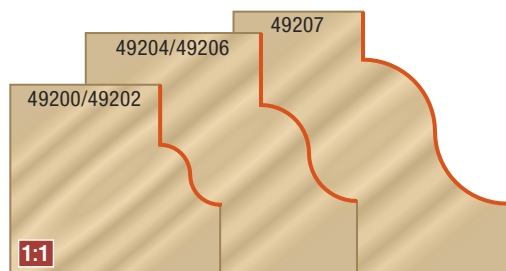
#### Carbide Tipped • 2 Flute

The Roman ogee bit, which has a convex curve coming off the bearing, produces the reverse of the ogee (it isn't an upside-down ogee). The curve starts at the top as a concave, and fairs down into a convex curve. Use in a handheld or table-mounted router.

ØD	R	B	Ød	L	Tool No.
1	5/32	5/8	1/4	2-1/8	49200
1	5/32	5/8	1/2	2-1/2	49202
1-3/8	1/4	13/16	1/4	2-1/4	49204
1-3/8	1/4	13/16	1/2	2-5/8	49206
2	3/8	1	1/2	3	49207

Replacement bearing for #49207 use #47706.

All others use #47704 bearing.




Solid Surface

Industrial Quality  
**Router Bits**

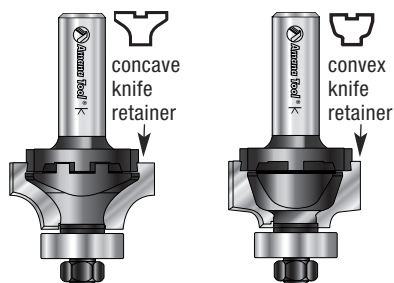
## Multi-Profile Router Cutter System

The Nova System™ gives you a wide range of profiling options in a single router bit with replaceable carbide tips. The innovation is in the bit. The easily replaceable hard carbide blades gives a whole range of profile options in a single bit, as well as other vital advantages such as durability, versatility, safety, service-free and cost effectiveness.

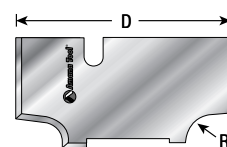
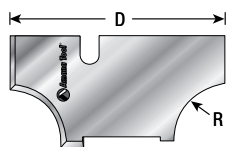
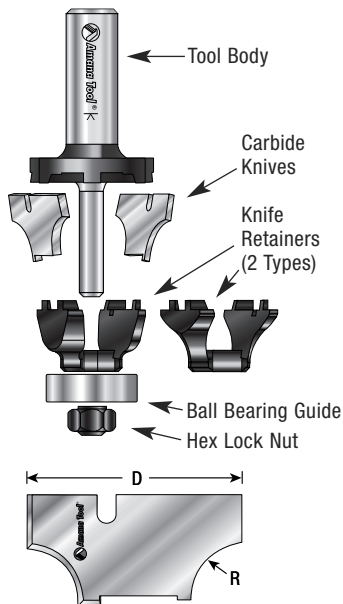


### BODY TYPE A

For Edge Form Routing



Body type 'A' includes both concave and convex knife retainers and ball bearing guide.



Knives are marked to indicate which retainer is needed.

### BODY TYPE 'A'

For Edge Form Routing



Description	L	Tool No.
Body 'A' 1/2" Shank	3	NS-106

### AVAILABLE KNIVES

For Edge Form Body

R	R1	a°	ØD	B	Tool No.
---	----	----	----	---	----------

#### Corner Round Knives, Sold as Pair

1/8	—	—	1-3/8	11/16	NRC-A03
3/16	—	—	1-3/8	11/16	NRC-A04
1/4	—	—	1-3/8	11/16	NRC-A05
5/16	—	—	1-3/8	11/16	NRC-A06
3/8	—	—	1-1/2	11/16	NRC-A07

#### Beading Knives, Sold as Pair

3/16	—	—	1-3/8	11/16	NRC-A08
5/16	—	—	1-1/2	11/16	NRC-A10

#### Chamfer Knives, Sold as Pair

—	—	45°	1-1/2	11/16	NRC-A02
---	---	-----	-------	-------	---------

#### Cove Knives, Sold as Pair

1/4	—	—	1-3/8	11/16	NRC-A11
5/16	—	—	1-3/8	11/16	NRC-A12
3/8	—	—	1-1/2	11/16	NRC-A13

#### Special Cove Knives, Sold as Pair

3/16	—	—	1-3/8	11/16	NRC-A14
------	---	---	-------	-------	---------

#### Ogee Knives, Sold as Pair

5/32	11/64	—	1-3/8	11/16	NRC-A15
5/32	11/64	—	1-1/2	11/16	NRC-A16

#### Roman Ogee Knives, Sold as Pair

5/32	—	—	1-3/8	11/16	NRC-A17
------	---	---	-------	-------	---------

#### Cove & Bead Knives, Sold as Pair

5/32	—	—	1-3/8	11/16	NRC-A18
5/32	—	—	1-1/2	11/16	NRC-A19

#### Double Roman Ogee Knives, Sold as Pair

5/32	—	—	1-1/2	11/16	NRC-A20
------	---	---	-------	-------	---------

#### Classical Cove Knives, Sold as Pair

3/16	—	—	1-3/8	11/16	NRC-A21
------	---	---	-------	-------	---------

#### Classical Molding Knives, Sold as Pair

5/32	—	—	1-3/8	11/16	NRC-A22
5/32	—	—	1-1/2	11/16	NRC-A23

**Ordering Instructions:** Choose the plunge type body 'A' #NS-104 (1/4" shank) or #NS-106 (1/2" shank) and then select the desired profile knives listed above.

Replacement knife retaining screws #67084 (2 required). Replacement hex key #5007. Replacement ball bearing #47714. Replacement hex lock nut #67089.

**LONGER LIFE**  
**CONSISTENT PRECISION**  
**INNOVATIVE**  
**COST EFFECTIVE**

## BODY TYPE 'B'

*For Plunge Routing*



Description	L	Tool No.
Body 'B' 1/2" Shank	2-5/8	NS-102

## AVAILABLE KNIVES

*For Plunge Body*

R	a°	ØD	B	Tool No.
<b>'V' Groove Knives, Sold as Pair</b>				
—	45°	3/8	1/4	NRC-B51
—	30°	1/2	3/8	NRC-B52

### Core Box Knives, Sold as Pair

1/4	—	1/2	3/8	NRC-B53
1/2	—	1	1/2	NRC-B54

### Classical Knives, Sold as Pair

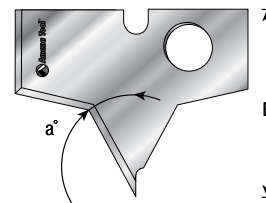
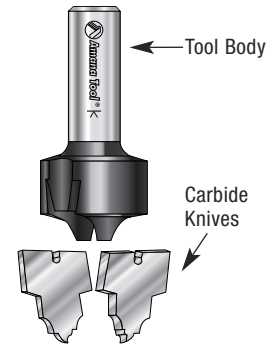
5/32	—	3/4	7/16	NRC-B55
------	---	-----	------	---------

**Ordering Instructions:** Choose the plunge type body 'B' #NS-100 (1/4" shank) or #NS-102 (1/2" shank) and then select the desired profile knives listed above.

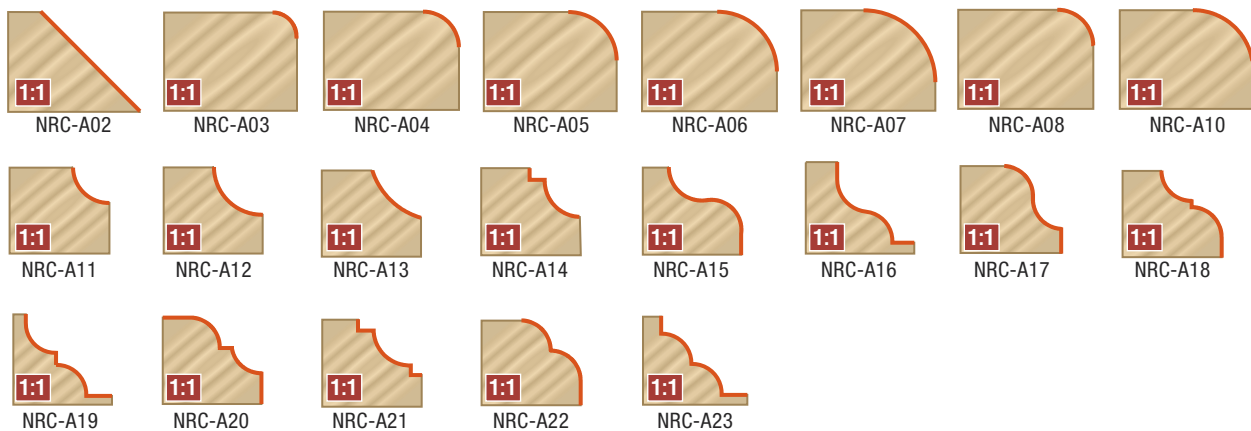
Replacement knife retaining screws #67084 (2 required). Replacement hex key #5007.

## BODY TYPE B

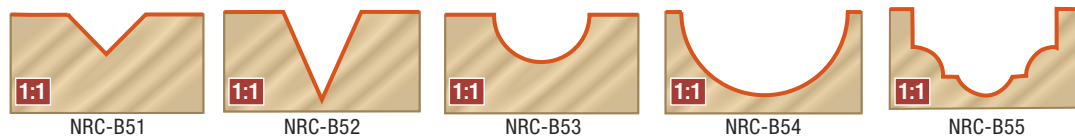
*For Plunge Routing*



### 21 Profiles Available for Body Type 'A' (for Edge Form Routing)



### 5 Profiles Available for Body Type 'B' (for Plunge Routing)



3D renderings & tool illustrations **not** shown at actual size. Visit our website for additional 1:1 profiles.

**Warning:** Before use, read router bit safety guidelines on pages 186-188.



Straight  
Plunge



Trimming



Signmaking



Grooving



Profiling



Architectural



Jointing



Flooring



Door  
Making



Solid Surface

Industrial Quality  
**Router Bits**





Straight Plunge



Trimming



Signmaking



Grooving



Profiling



Architectural



Joining



Flooring

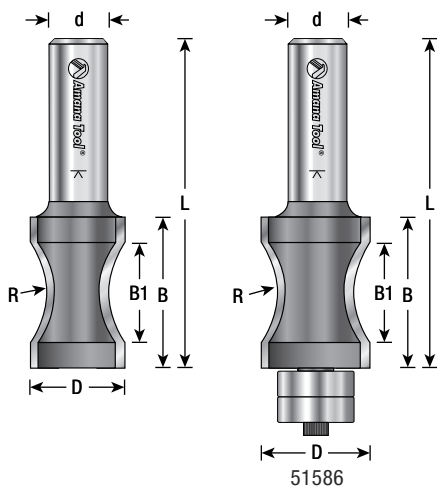
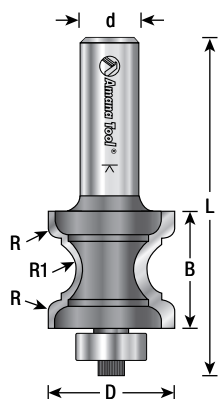
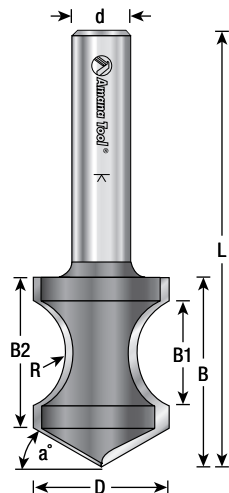


Door Making



Solid Surface

Industrial Quality  
**Router Bits**




## HAND GRIP PLUNGE

### Carbide Tipped • 2 Flute



Intended for forming and edging internal hand-holds and cutouts in a single pass, this bit will also cut a soft bullnose on any exposed edge. Use in a CNC or other automatic router. Plunge cuts on router table are not recommended.

ØD	a°	R	B	B1	B2	Ød	L	Tool No.
1-1/8	45°	1/2	1-9/16	7/8	1-1/4	1/2	3-5/8	51590



## BULLNOSE/COVE EDGE

### With Ball Bearing Guide



### Carbide Tipped • 2 Flute

Cut a thumbnail in a single pass, flanked top and bottom by a fillet and a cove, a combination often called an astragal. Three sizes scaled for stock 3/4" through 1-1/2" thick. Should be used in a table-mounted router. The tool is equipped with a ball-bearing guide for template work.

ØD	R	R1	B	Ød	L	Tool No.
1-1/8	1/8	1/4	1	1/2	2-7/8	51530

Replacement bearing #47716.



## CONVEX EDGING

### With or Without Ball Bearing Guide



### Carbide Tipped • 2 Flute


Cuts a shallow arc – the fingernail shape – rather than a full 180-degree roundover. Like the bullnose radius bit, it has short flats above and below the cutter arc, which produce fillets on stock thicker than 7/8". Must be used with an edge guide on handheld routers, or the fence on a router table.

ØD	R	B	B1	Ød	L	Tool No.
13/16	23/32	1-1/4	27/32	1/4	2-1/2	51580
13/16	23/32	1-1/4	27/32	1/2	2-3/4	51582
29/32	23/32	1-1/4	27/32	1/2	2-3/4	51586 *† NEW

Cuts a shallow radius ("thumbnail" shape) on board edges.

\* Replacement bearing for #51586 use (2) #47712.

† Not for use in CNC machines.



## CLASSICAL MOLDING

### With Ball Bearing Guide




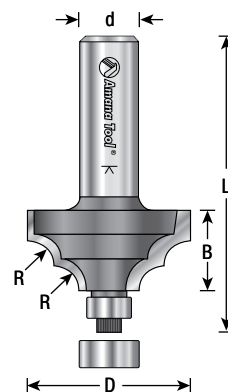
#### Carbide Tipped • 2 Flute

A double quarter-round profile is produced by this tool. The depth-of-cut setting determines whether or not a fillet is formed at the top. Switching from the standard pilot bearing to the optional 3/8" bearing introduces a fillet at the bottom of the profile. Use in a handheld or table-mounted router.

ØD	R	B	Ød	L	Tool No.
1-1/8	5/32	1/2	1/4	2	54136
1-3/8	7/32	11/16	1/4	2-3/16	54138
1-1/8	5/32	1/2	1/2	2-3/8	54140
1-3/8	7/32	11/16	1/2	2-9/16	54142
1-1/2	1/4	3/4	1/2	2-3/4	54141

**A** Standard 1/2" bearing #47706 (included).

**B** Optional 3/8" bearing #47702 (order separately).



## WAVY EDGE

### With Ball Bearing Guide

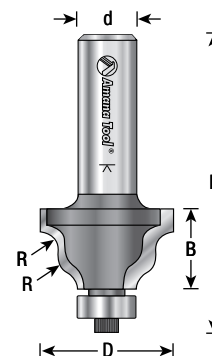


#### Carbide Tipped • 2 Flute

This bit produces an undulating curve with two convex forms flanking a concave form. All the radii are equal. A shoulder on the cutter can form a fillet, depending upon the depth-of-cut setting. Use in a handheld or table-mounted router.

ØD	R	B	Ød	L	Tool No.
1-1/4	5/32	11/16	1/4	2-1/4	54180
1-1/4	5/32	11/16	1/2	2-5/8	54182

Replacement bearing #47706.



Architectural



Door Making



Solid Surface

Industrial Quality  
**Router Bits**

3D renderings & tool illustrations **not** shown at actual size. Visit our website for additional 1:1 profiles.

**Warning:** Before use, read router bit safety guidelines on pages 186-188.





Straight Plunge



Trimming



Signmaking



Grooving



Profiling



Architectural



Joining



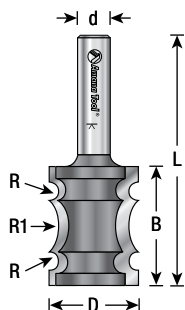
Flooring



Door Making



Solid Surface



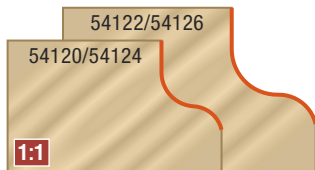

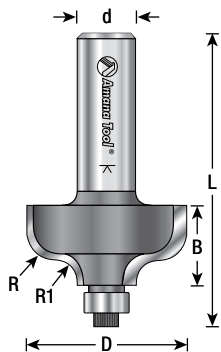
## REED EDGE

### Carbide Tipped • 2 Flute



Produces a thumbnail flanked by full beads, an elegant edge profile. Must be used with an edge guide or router-table fence to control the cut. For stock between 3/4" and 1" thick.

ØD	R	R1	B	Ød	L	Tool No.
3/4	5/64	15/64	1	1/4	2-1/8	54360



## OGEE

### With Ball Bearing Guide

### Carbide Tipped • 2 Flute



The ogee is one of the basic shapes used in moldings and decorative profiles. An S-shaped curve, it is convex at the top fairing down into a concave (shown inverted). The ogee bit is characterized by the concave shape coming off the pilot bearing. Using the optional 3/8" bearing produces a profile with a fillet at the convex end of the curve. Use in a handheld or table-mounted router.

ØD	R	R1	B	Ød	L	Tool No.
1-1/8	5/32	5/32	1/2	1/4	2	54120
1-3/8	1/4	3/16	11/16	1/4	2-3/16	54122
1-1/8	5/32	5/32	1/2	1/2	2-3/8	54124
1-3/8	1/4	3/16	11/16	1/2	2-9/16	54126

**A** Standard 1/2" bearing #47706 (included).

**B** Optional 3/8" bearing #47702 (order separately).



## 'LEAF-EDGE' BEADING


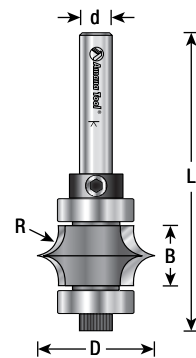

*With Ball Bearing Guide*

**Carbide Tipped • 2 Flute**

In one pass, this bit forms a round-edged groove near the corner of the workpiece. A second pass on the adjoining face yields a delicate leaf-shaped corner bead. Use in a handheld or table-mounted router.

ØD	R	B	Ød	L	Tool No.
1	3/16	1/2	1/4	2-1/2	54190
1-1/8	1/4	5/8	1/4	2-5/8	54192

Replacement bearings #47712 (2 required).  
Replacement collar #47724.



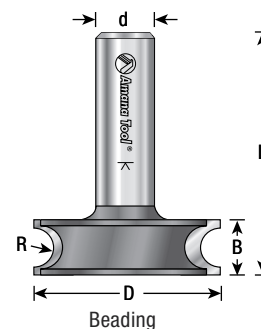
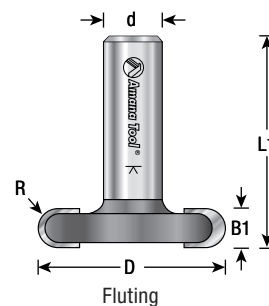
## FLUTE & BEAD SET

**Carbide Tipped • 2 Flute**

Cut joints for staved assemblies, such as circular planters, canoes, kayaks and hot tubs, with this pair of bits. One bit flutes an edge, and the other forms the mating bead. Use in CNC or table-mounted routers. It will cut plywood, hardwood, softwood and composition materials. For the best and accurate match, we recommend using a table-mounted router.

ØD	R	B	B1	Ød	L	L1	Tool No.
1-1/2	1/8	1/2	1/4	1/2	2	1-3/4	54176

Set of 2 bits. Not sold separately.



3D renderings & tool illustrations **not** shown at actual size. Visit our website for additional 1:1 profiles.

**Warning:** Before use, read router bit safety guidelines on pages 186-188.







Straight Plunge



Trimming



Signmaking



Grooving



Profiling



Architectural



Jointing



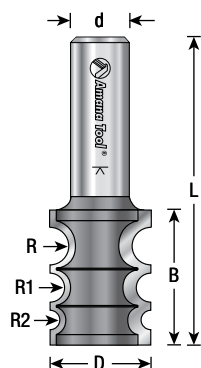
Flooring



Door Making



Solid Surface



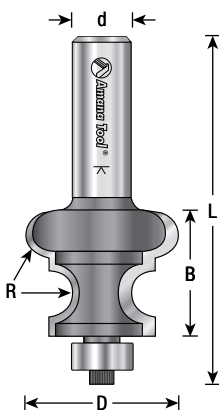
## VARIABLE BEADING

### Carbide Tipped • 2 Flute



Three different radii of beads are stacked on this one bit. Rout all three on an edge, or use it to nose thin stock. Router-table use recommended for best control, but use in a handheld router is possible. Must be used with an edge guide.

ØD	R	R1	R2	B	Ød	L	Tool No.
7/8	9/64	7/64	1/16	1-1/16	1/2	2-5/8	54216



## MATCHED BEAD

### With Ball Bearing Guide



### Carbide Tipped • 2 Flute

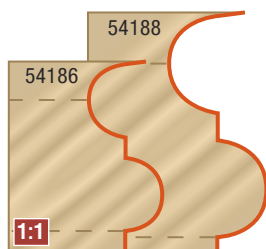
This dual purpose bit produces both moldings and joints. Use in place of matched flute-and-bead bit sets to mill the edges of strips used in various stave constructions like planters, canoes and hot tubs. Switch from fluting to beading by raising or lowering the bit. Pilot bearing allows use for template-guided cuts. Recommended for router table use; smaller sizes can be used with an edge-guide equipped portable router.

ØD	R	B	Ød	L	Tool No.
1-1/4	3/16	1	1/2	2-7/8	54186
2	1/4	1-1/4	1/2	3	54188 <sup>18</sup>

Replacement bearing for #54186 use #47706.

Replacement bearing for #54188 use #47716.

<sup>18</sup> **Warning:** Maximum RPM <sup>18</sup> = 18,000



## EDGE MOLDING

### With Ball Bearing Guide

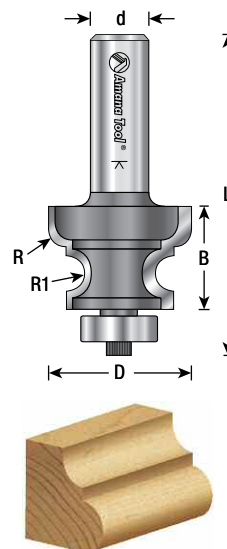
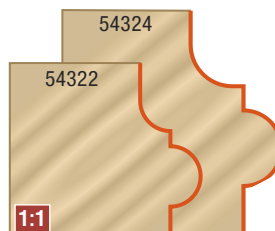
#### Carbide Tipped • 2 Flute

The torus-and-cove profile produced by this bit make an excellent edge detail or molding. The pilot bearing allows you to make template-guided cuts with the bit. Use in a handheld or table-mounted router.

ØD	R	R1	B	Ød	L	Tool No.
1-1/4	5/32	5/32	7/8	1/2	2-3/4	54322
1-9/16	7/32	15/64	1-3/16	1/2	3	54324

Replacement bearing for #54322 use #47706.

Replacement bearing for #54324 use #47712.



## MULTI-EDGE BEADING

### With Double Ball Bearings

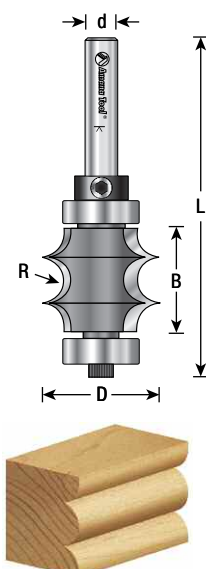
#### Carbide Tipped • 2 Flute

Produce beading detail on edges or moldings. Use in a handheld or table-mounted router.

ØD	R	B	Ød	L	Tool No.
1	3/16	7/8	1/4	2-7/8	54296

Replacement bearings #47712 (2 required).

Replacement collar #47724.

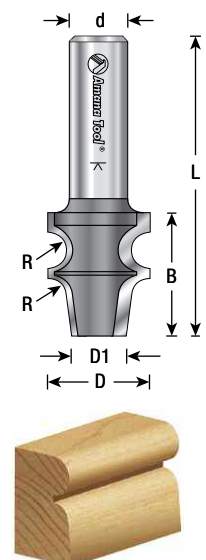


## EDGE BEADING

#### Carbide Tipped • 2 Flute

Similar to the corner bead, but with a radiused, rather than a hard-edged quirk. Since this bit lacks a pilot, it must be used with a fence or edge guide. Use in a handheld or table-mounted router.

ØD	ØD1	R	B	Ød	L	Tool No.
7/8	1/2	5/32	1-1/32	1/2	2-3/4	54208



Architectural



Door Making



Solid Surface

Industrial Quality  
**Router Bits**

3D renderings & tool illustrations **not** shown at actual size. Visit our website for additional 1:1 profiles.

**Warning:** Before use, read router bit safety guidelines on pages 186-188.





Straight  
Plunge



Trimming



Signmaking



Grooving



Profiling



Architectural



Jointing



Flooring

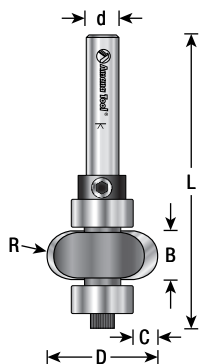
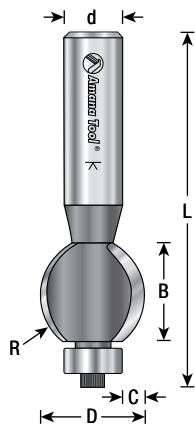


Door  
Making



Solid Surface

Industrial Quality  
**Router Bits**



## EDGE FLUTING

### *With Ball Bearing Guide*



#### Carbide Tipped • 2 Flute

This bit produces a fingernail flute, rather than a full 180° radius flute. Creates an interesting edge detail, and can be used to make small-scale cornice-type moldings. Use in a handheld or a table-mounted router.

ØD	R	B	C	Ød	L	Tool No.
3/4	5/16	1/2	1/8	1/2	2-3/4	54302
7/8	15/32	3/4	3/16	1/2	3	54304
7/8	3/4	1	3/16	1/2	3-1/4	54306
1	1-1/4	1-1/2	1/4	1/2	3-3/4	54308

Replacement bearing #47706.



## EDGE-FLUTING ASSEMBLY

### *With Upper & Lower Ball Bearing Guides*



#### Carbide Tipped • 2 Flute

Cut individual flutes – shallow, small-radius grooves – in narrow edges without having to balance a router on that edge. The bit cuts at right angles to the bit axis. Flute depth is controlled by the pilot bearing, the flute's position by the router's bit-height setting. Use in a handheld or table-mounted router.

ØD	R	B	C	Ød	L	Tool No.
3/4	1/8	1/4	1/8	1/4	2-1/4	54330
7/8	13/64	3/8	1/4	1/4	2-3/8	54332

Replacement bearings #47701 (upper) and #47706 (lower).  
Replacement collar #47724.



## DOUBLE BEADING

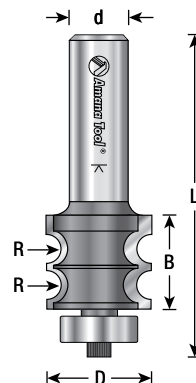
### With Ball Bearing Guide

#### Carbide Tipped • 2 Flute

Produce pairs of beads on the edges of shelving or narrow molding strips. Use in a handheld or table-mounted router.

ØD	R	B	Ød	L	Tool No.
7/8	1/8	3/4	1/2	2-5/8	54294

Replacement bearing #47716.



## TRIPLE BEADING/ TRIPLE FLUTING

### With Ball Bearing Guide

#### Carbide Tipped • 2 Flute

Three uniform beads or flutes are formed in one pass with these bits. Produce reeded or fluted pilasters or table legs referencing opposite faces of the workpiece. Use in a handheld or table-mounted router.

ØD	Type	R	B	Ød	L	Tool No.
7/8	Bead	1/8	1	1/4	2-5/8	54211
7/8	Bead	1/8	1	1/2	3	54213
7/8	Flute	1/8	1	1/2	3	54217

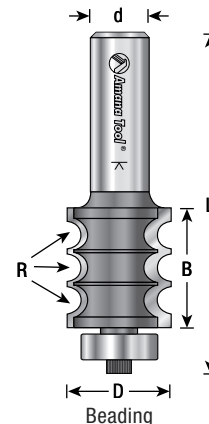
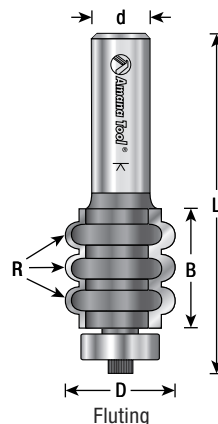
Replacement bearing #47716.



54211



54217

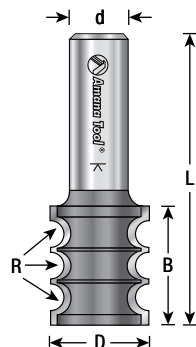


## TRIPLE BEADING

### Carbide Tipped • 2 Flute

Three uniform beads are formed in one pass with this bit. Use it to produce reeded pilasters or table legs. Must be used with an edge guide or fence. Use in a handheld or table-mounted router.

ØD	Type	R	B	Ød	L	Tool No.
7/8	Bead	1/8	1	1/4	2-1/4	54210
7/8	Bead	1/8	1	1/2	2-3/4	54212



Straight Plunge



Trimming



Signmaking



Grooving



Profiling



Architectural



Jointing



Flooring



Door Making



Solid Surface

Industrial Quality  
**Router Bits**





Straight  
Plunge



Trimming



Signmaking



Grooving



Profiling



Architectural



Jointing



Flooring

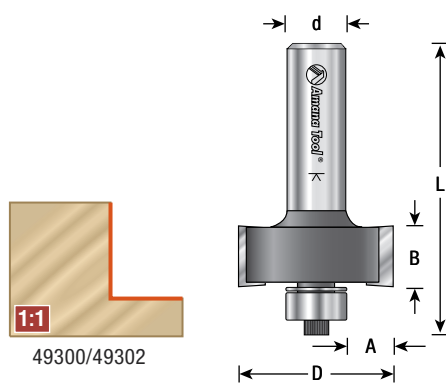


Door  
Making

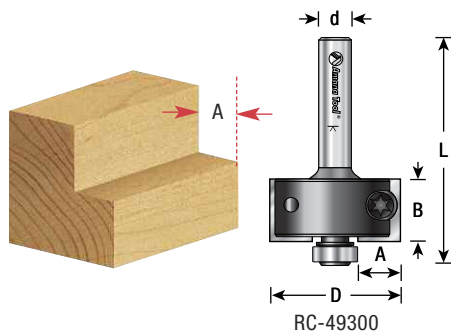


Solid Surface

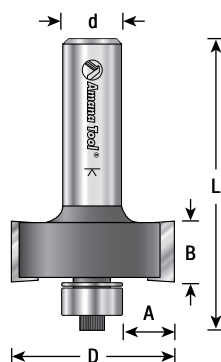
Industrial Quality  
**Router Bits**



49300/49302



RC-49300



## RABBET

### With Ball Bearing Guide

#### Carbide Tipped • 2 Flute

This is the basic rabbeting bit. It cuts 3/8" wide and up to 1/2" deep. Switch to one of four optional ball-bearing guides to alter the width of cut. Use in a handheld or table-mounted router.



ØD	A	B	Ød	L	Tool No.
1-1/4	3/8	1/2	1/4	2	49300
1-1/8	3/8	1/2	1/4	1-7/8	RC-49300
1-1/4	3/8	1/2	1/2	2-3/8	49302

Replacement Knife #RCK-264 (2).

Replacement bearing: #RC-49300 use #47702.

A	Replacement Bearings:
Standard 3/8	Rabbet — 47706
OR 7/16	Rabbet — 47702
OR 5/16	Rabbet — 47718
OR 1/4	Rabbet — 47720



RC-49300

## MULTI-RABBET SET

### With Ball Bearing Guide

#### Carbide Tipped • 2 Flute


#### Six Different Rabbet Depths

The Multi-Rabbet bit steps in 1/16" increments from a 1/8" cut width to 1/2", simply by switching ball-bearing guides. Six different bearings are provided. Depth of cut capacity of 1/2". Use in a handheld or table-mounted router.



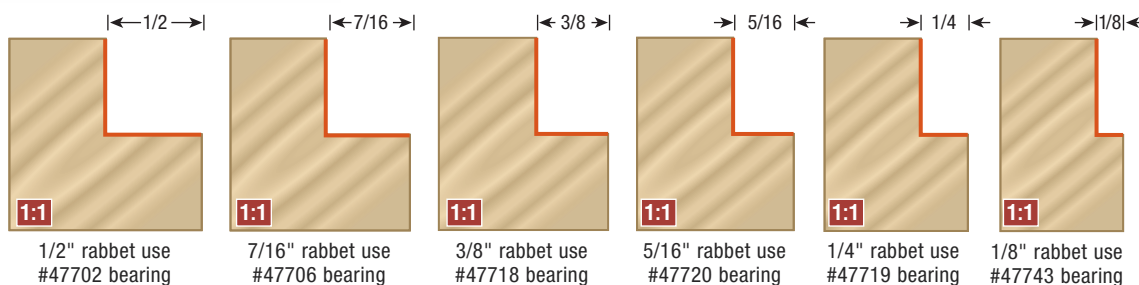
ØD	A	B	Ød	L	Tool No.
1-3/8	1/8, 1/4, 5/16, 3/8, 7/16, 1/2	1/2	1/4	2	49340
1-3/8	1/8, 1/4, 5/16, 3/8, 7/16, 1/2	1/2	1/2	2-3/8	49350

A	Replacement Bearings:
1/2 Rabbet	47702
7/16 Rabbet	47706
3/8 Rabbet	47718
5/16 Rabbet	47720
1/4 Rabbet	47719
1/8 Rabbet	47743



Set #6000

**Set #6000:** Complete replacement kit includes 6 bearings, hex key, washer & screw. Screw #67094. Washer #67202.



1/2" rabbet use  
#47702 bearing

7/16" rabbet use  
#47706 bearing

3/8" rabbet use  
#47718 bearing

5/16" rabbet use  
#47720 bearing

1/4" rabbet use  
#47719 bearing

1/8" rabbet use  
#47743 bearing


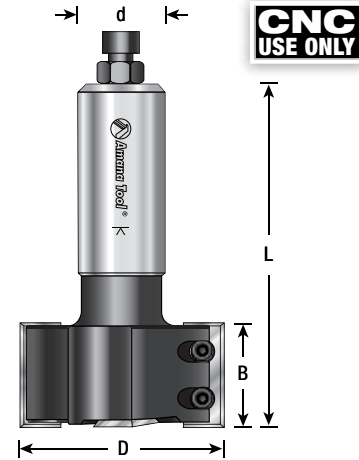
## CNC INSERT CARBIDE STRAIGHT RABBETING

### With Scorer 2+2 Design

Insert rabbeting router bit complete with two cutting flutes and scorer. Suitable for trimming and rabbeting in softwood, hardwood and man-made boards. Scorer will give an improved finish at the bottom of the cut. For use on routers and machining centers with CNC control.



ØD	B	Ød	L	Repl. Knife	T.C. Repl. Knife	Max RPM	Tool No.
40mm(1-1/2)	30mm(1-3/16)	3/4	100mm(4)	RCK-30	RCK-70	18,000	RC-2380
40mm(1-1/2)	50mm(2)	3/4	120mm(4-3/4)	RCK-50	RCK-70	18,000	RC-2381
60mm(2-3/8)	30mm(1-3/16)	3/4	100mm(4)	RCK-30	RCK-70	18,000	RC-2382
60mm(2-3/8)	50mm(2)	3/4	120mm(4-3/4)	RCK-50	RCK-70	18,000	RC-2383



## SPECIAL RABBET

### With Ball Bearing Guide

Carbide Tipped • 2 Flute

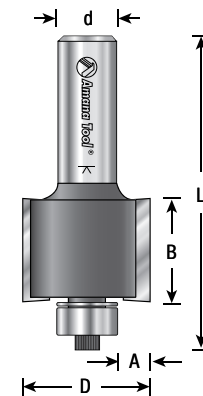

Depth Of Rabbet 9/32"

Designed for the "smart clip" backsplash system.



ØD	A	B	Ød	L	Tool No.
1-1/16	9/32	7/8	1/2	2-5/8	49310

Replacement bearing #47706.



Straight Plunge



Trimming



Signmaking



Grooving



Profiling



Architectural



Jointing



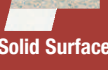
Flooring



Door Making




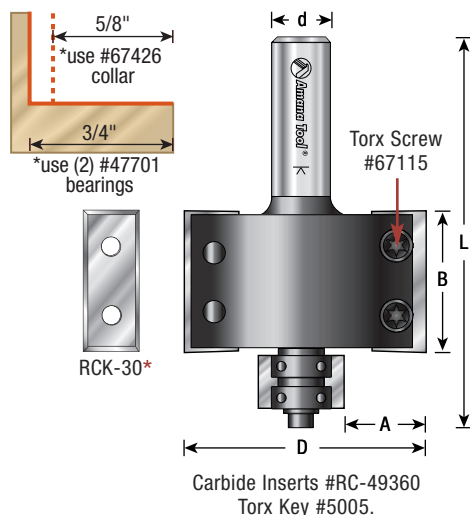
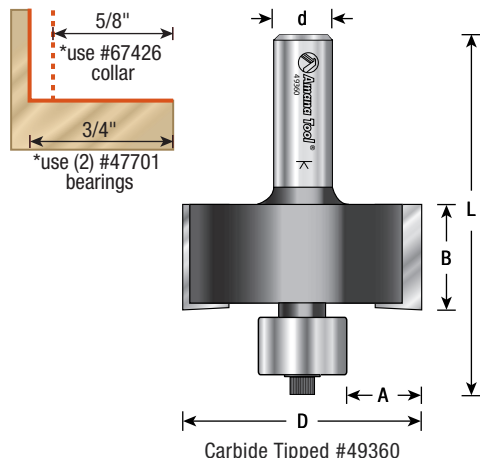
Solid Surface



Solid Surface



Industrial Quality  
**Router Bits**



## SUPERABBET™ With Ball Bearing Guide



This ingenious tool features both interchangeable cutting edges and an interchangeable guide collar, enabling you to cut a wide range of rabbets. Changing the collars on the twin ball-bearing guide steps the cut width in 1/16" increments from flush through 3/4" with five extra "plywood" sizes. Between the standard and optional collars, there are 18 different rabbet sizes available. The deep guide collar design adds stability to the tool for hand-held router operations. The basic 2"-diameter bit includes a hex key, instructions, and all necessary parts for 5/8" and 3/4" width rabbets. The "RC" version has extra-long double-edged carbide inserts which enables the bit to cut 30mm high. Inserts can be rotated or replaced without removing the bit from the router.

### Carbide Tipped • 2 Flute

ØD	A	B	Ød	L	Tool No.
2	5/8 & 3/4	7/8	1/2	3	49360 ♦

⚠ **Warning:** Maximum RPM  $\Delta_{22} = 22,000$

Replacement Screw for bearing #67094. Replacement Washer for bearing #67202. Replacement Spacer Bearing #67206.

♦ Use in a table-mounted router. **Not for use in a handheld router!**

### Insert Carbide • 2 Flute

ØD	A	B	Ød	L	Repl. Knives	Tool No.
2	5/8 & 3/4	30mm	1/2	3-3/8	RCK-30*	RC-49360

⚠ **Warning:** Maximum RPM  $\Delta_{17} = 17,000$

\* Standard general purpose replacement knives = #RCK-30; Knives also available for MDF & solid surface materials – see replacement carbide section on pages 203–206.

#6002: Complete replacement kit for #49360 and #RC-49360. Includes the following: hex key, spacers, screw, washer, #67426 (5/8" rabbet) collar and 2 ball bearings.

Recommended by:



18 Different Depths With 1 Tool!  
See Optional Collars on Next Page.

## INSERT SUPERABBET, JR™ With Ball Bearing Guide



### Insert Carbide • 2 Flute

A scaled-down version of the Superabbet™, this tool features four-sided replaceable carbide knives and a reduced cut depth capacity. It uses the same twin ball-bearing guide collar assortment to produce the same extensive range of precise rabbet widths. The standard tool is supplied with a collar for 1/2" rabbet width. Optional collars are available individually and in five-piece and 17-piece kits.

ØD	A	B	Ød	L	Tool No.
1-1/2	Flush to 1/2"†	12mm(.472)	1/2	2-19/32	RC-49355

⚠ **Warning:** Maximum RPM  $\Delta_{22} = 22,000$

† Using optional collars on next page. Standard depth=1/2"


Torx Key #5005. Torx Screw #67115.

\* Standard general purpose replacement knives = #AMA-12; Knives also available for MDF & solid surface materials – see replacement carbide section on pages 203–206.



13 Different Depths With 1 Tool!  
See Optional Collars on Next Page.

# ACCESSORIES FOR INSERT SUPERABBET™ & INSERT SUPERABBET, JR™



Collars and Kits

## Individual Collars

Collar Diameter	'A' Rabbet Depth		Order No.
	49360/RC-49360	RC-49355	
2	Flush	—	67398
1-7/8	1/16	—	67400
1-3/4	1/8	—	67402
1-5/8	3/16	—	67404
1-17/32	15/64(6mm)	—	67406
1-1/2	1/4	Flush	67408
1-3/8	5/16	1/16	67410
1-9/32	23/64(9mm)	7/64	67412
1-1/4	3/8	1/8	67414
1-1/8	7/16	3/16	67416
1-1/16	15/32(12mm)	7/32	67418
1	1/2	1/4	67420
7/8	9/16	5/16	67422
13/16	19/32(15mm)	11/32	67424
3/4	5/8	3/8	67426
3/4	5/8	3/8	67427
5/8	11/16	7/16	67428
9/16	23/32(18mm)	15/32	67430

## Collar Kits:

### Insert Superabbet™

**#67500:** 6-piece collar kit includes: #67398, #67400, #67402, #67408, #67414, #67420.

**#67600:** 5-piece collar kit includes: #67404, #67410, #67416, #67422, #67428.

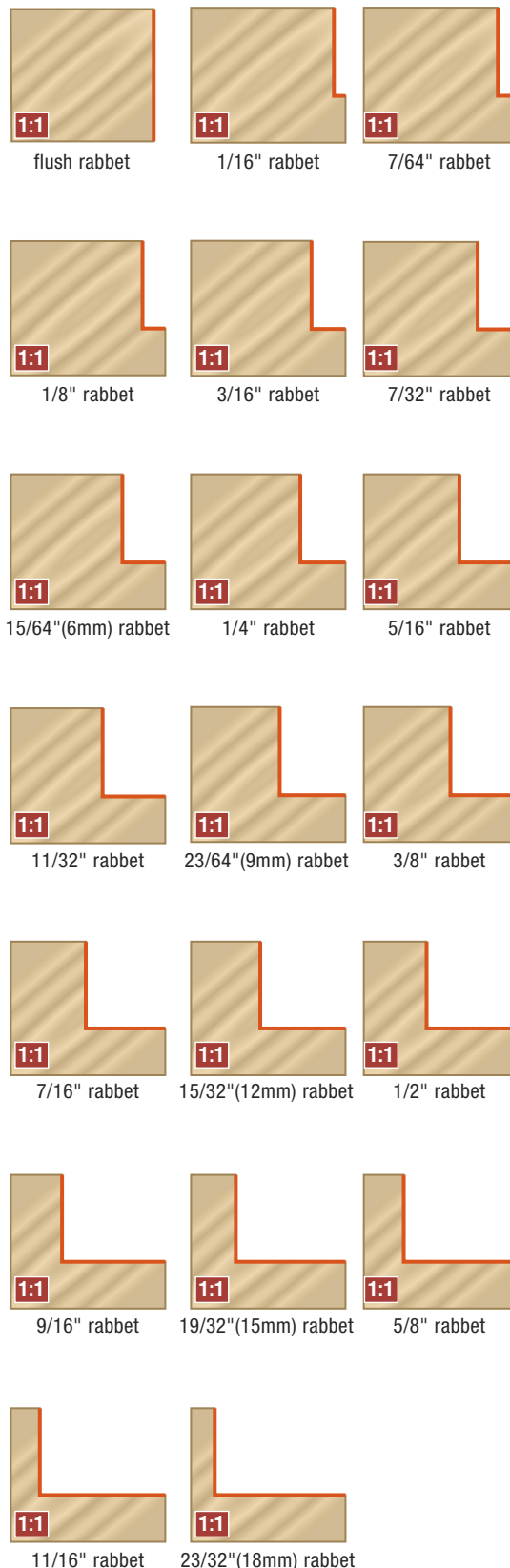
**#67800:** 21-piece collar kit includes: two #47701 bearings, #67206 spacer, #5000 allen key, #67094 allen screw and 16 individual collars: #67398, #67400, #67402, #67404, #67406, #67408, #67410, #67412, #67414, #67416, #67418, #67420, #67422, #67424, #67428, #67430.

**NOTE:** 5/8" and 3/4" depth is standard with #49360 & #RC-49360.

### Insert Superabbet, Jr™

**#67350:** 5-piece collar kit includes: #67408, #67410, #67414, #67420, #67426.

**#67355:** 17-piece collar kit includes: two #47701 bearings, #67206 spacer, #5000 allen key, #67094 allen screw and 12 individual collars: #67408, #67410, #67412, #67414, #67416, #67418, #67420, #67422, #67424, #67426, #67428, #67430.



Straight Plunge



Trimming



Signmaking



Grooving



Profiling



Architectural



Jointing



Flooring



Door Making



Solid Surface

Industrial Quality  
**Router Bits**

3D renderings & tool illustrations **not** shown at actual size. Visit our website for additional 1:1 profiles.

**Warning:** Before use, read router bit safety guidelines on pages 186-188.





# in-TECH™

INDUSTRIAL INSERT TECHNOLOGY  
*for everyone!*

**COSTS SIMILAR TO  
BRAZED BITS**  
with at least

**4X**  
LONGER TOOL LIFE



## IN-TECH™ REPLACEABLE INSERT CARBIDE KNIVES **NEW**

Industrial Quality • 2 Flute

Amana Tool® introduces the new in-Tech™ Series insert router bits to provide all woodworkers access to the industrial-grade technology at an affordable price. In-Tech™ router bits are priced comparable to standard router bits but last up to four times longer, saving users money during the life of the tool as knives are replaced rather than the entire tool. Ideal for routing softwood/hardwood and harder materials such as MDF & Chipboard.



### Benefits of the in-Tech™ Series include:

- Cutting accuracy remains constant during the life of the insert carbide knife
- Priced comparably to brazed router bits with at least 4 times longer tool life
- Superior cutting quality
- No re-sharpening costs
- Nine popular profile sizes in 1/4" shank
- Harder grade tungsten carbide



For more information visit:  
[www.amanatool.com/recycle](http://www.amanatool.com/recycle)



Straight  
Plunge



Trimming



Signmaking



Grooving



Profiling



Architectural



Jointing



Flooring



Door  
Making



Solid Surface

Industrial Quality  
**Router Bits**

# IN-TECH™ REPLACEABLE INSERT CARBIDE KNIVES

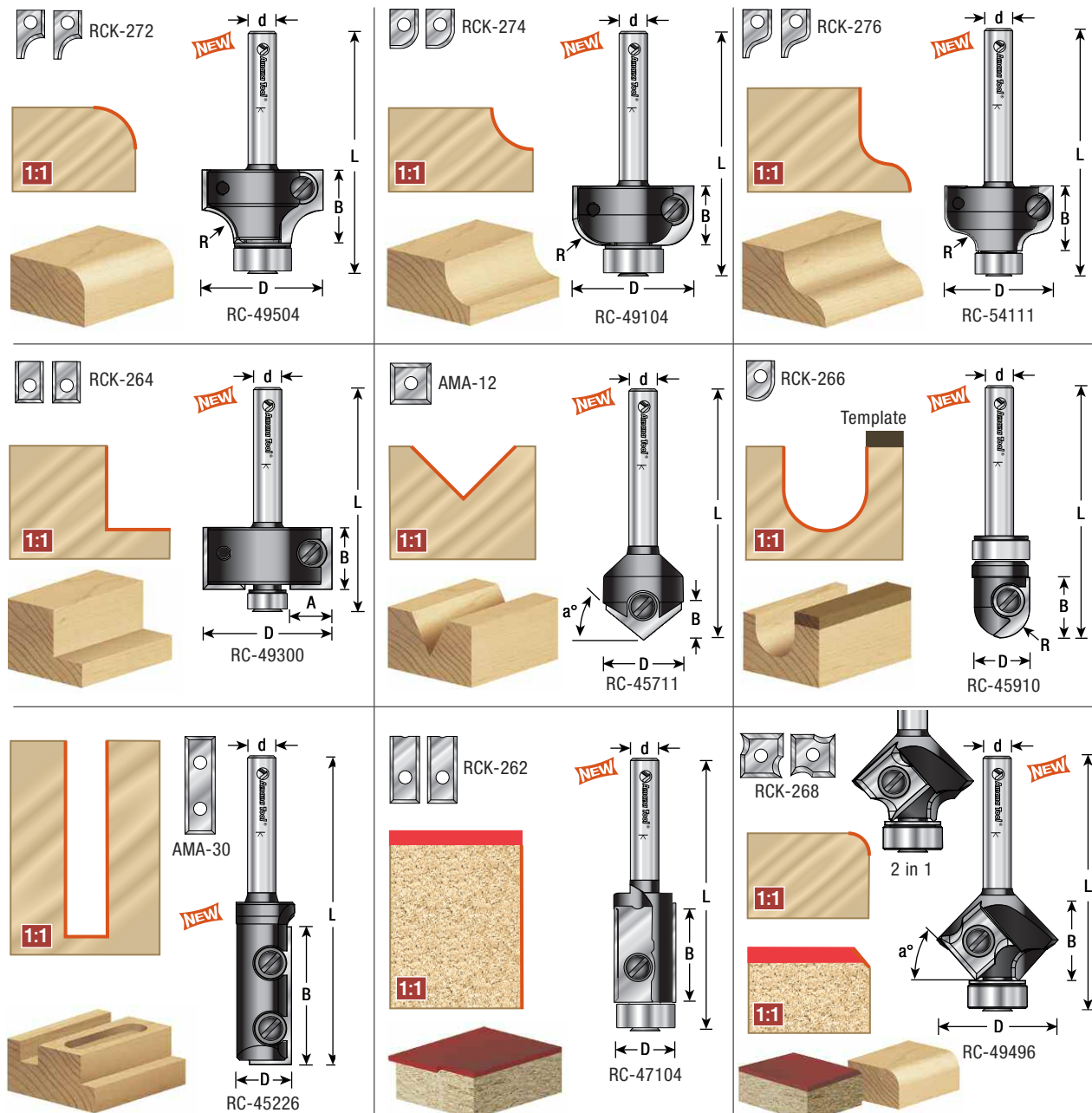
Industrial Quality • 2 Flute



New line of popular insert router bit profiles provide all woodworkers access to the industrial-grade technology, at an affordable price. By replacing worn knives instead of sharpening standard carbide tipped bits, router bit dimensions, cutting quality and accuracy remain constant during the life of the tool. Ideal for routing softwood/hardwood as well as harder materials such as MDF & Chipboard.

ØD	A	R	B	a°	Ød	L	Description	Repl. Knives	Repl. BB	Tool No.
1	—	1/4	1/2	—	1/4	2-1/16	Corner Round	RCK-272*	47706	RC-49504
1	—	1/4	1/2	—	1/4	2-1/16	Cove	RCK-274*	47706	RC-49104
1-1/32	—	3/16	5/8	—	1/4	2-3/8	Ogee Fillet	RCK-276*	47706	RC-54111
1-1/8	3/8	—	1/2	—	1/4	1-7/8	Rabbet	RCK-264*	47702	RC-49300
1/2	—	—	20mm	—	1/4	2-5/16	Flush Trim	RCK-262*	47706	RC-47104
1	—	1/8	3/8	45°	1/4	2-3/16	(2 in 1) Corner Round or Bevel	RCK-268*	47706	RC-49496
11/16	—	—	11/32	45°	1/4	2-1/8	V-Groove/Signmaking	AMA-12	—	RC-45711
1/2	—	1/4	1/2	—	1/4	2-1/8	Core Box	RCK-266	47701	RC-45910
1/2	—	—	30mm	—	1/4	2-5/8	Straight Plunge	AMA-30	—	RC-45226

\* Replacement insert knives sold as a pair.



3D renderings & tool illustrations **not** shown at actual size. Visit our website for additional 1:1 profiles.

**Warning:** Before use, read router bit safety guidelines on pages 186-188.



Industrial Quality  
**Router Bits**

# ARCHITECTURAL ROUTER BITS





## ARCHITECTURAL ROUTER BITS

Whether you're an architectural woodworking specialist or simply a woodworker wanting to add value and detail to your home, we have the tools that you need. Our assortment of architectural woodworking router bits include beautiful crown, casing, and base molding profiles as well as matching sets for creating stunning wainscot.

### BASE MOLDING OGEE EDGE DETAIL

#### Carbide Tipped • 2 Flute

One of the easiest ways to dress up a room is to replace the skimpy base molding with a wide, bold profile. Amana offers classic ogee profiles in two sizes so that you can choose a size that best fits with the architectural details in the room. For quick easy installation we recommend that you attach the molding to the top of the base. This method greatly simplifies installation by allowing for a butt joint on inside corners.

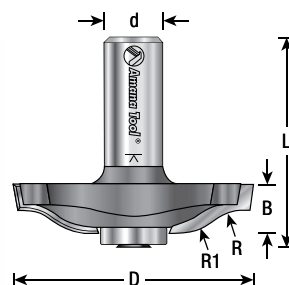
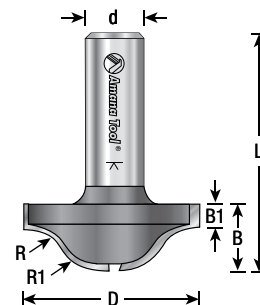


ØD	R	R1	B	B1	Ød	L	Tool No.
1-7/16	5/16	3/8	19/32	3/8	1/2	2	54297
1-53/64	19/64	13/32	3/8	—	1/2	2	54299 *

\* Not for use in CNC machines.

Replacement bearing #47706.

Replacement screw #67014.



Straight  
Plunge



Trimming



Signmaking



Grooving



Profiling



Architectural



Jointing



Flooring



Door  
Making



Solid Surface



Solid Surface



Solid Surface



Solid Surface



Solid Surface



Solid Surface



Solid Surface

3D renderings & tool illustrations **not** shown at actual size. Visit our website for additional 1:1 profiles.

**Warning:** Before use, read router bit safety guidelines on pages 186-188.







Straight  
Plunge



Trimming



Signmaking



Grooving



Profiling



Architectural



Jointing



Flooring



Door  
Making

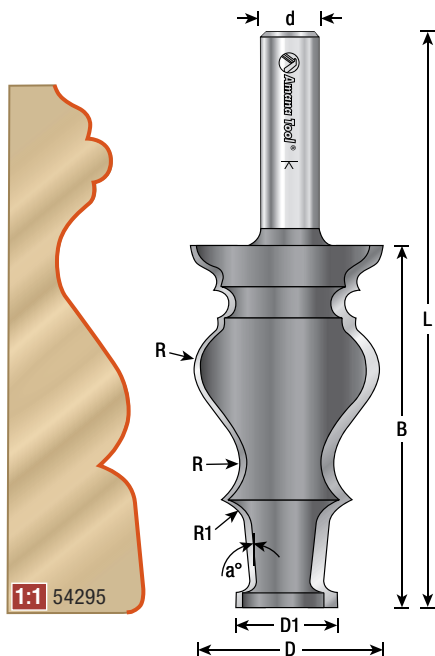


Solid Surface

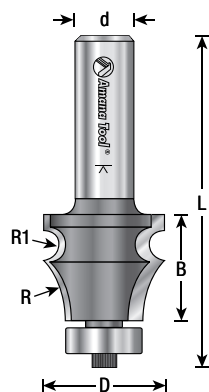


Solid Surface

Industrial Quality  
**Router Bits**



1:1 54295



## COLONIAL DOOR CASING <sup>NEW</sup> (Door & Window Opening Moldings)



### Carbide Tipped • 2 Flute

Make your own door and window casing in cherry, oak or any wood specie that you prefer. This bit makes beautiful classic colonial window and door trim. You can even make curved window casing – perfect for trimming that Palladian window.

ØD	ØD1	R	R1	B	Ød	L	Tool No.
1-17/32	51/64	3/8	1/4	2-3/4	1/2	4-1/2	54295



## DRAWING LINE With Ball Bearing Guide

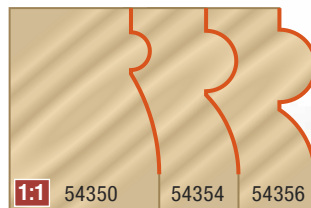


### Carbide Tipped • 2 Flute

An edge bead without a quirk is produced by this bit. Several different profile proportions are available. The depth-of-cut setting determines whether or not you get a fillet above the bead. Use in a handheld or table-mounted router.

ØD	R	R1	B	Ød	L	Tool No.
1	1	3/32	7/8	1/2	2-3/4	54350
1	19/32	5/32	7/8	1/2	2-3/4	54354
1	13/32	3/16	7/8	1/2	2-3/4	54356

Replacement bearing #47716.



1:1 54350 54354 54356





Straight  
Plunge



Trimming



Signmaking



Grooving



Profiling



Architectural



Jointing



Flooring



Door  
Making



Solid Surface



Solid Surface



Solid Surface



Solid Surface



Solid Surface

## WAINSCOT SETS **NEW**

*Bead, Bevel, Classic & Ogee Styles*



No other architectural feature adds quality and value to your home like wainscot paneling. Now you can make your own wainscot with the Amana wainscot router bit sets. Each three-piece set comes with a beautiful profile bit for the stile-and-rail edges, a cope bit for flawless joints at each intersection, and a chair rail bit for a beautiful finishing touch.

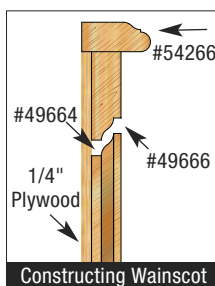
### Carbide Tipped • 2 Flute • 3/4" Material

ØD	R	R1	a°	B	B1	Ød	L	Type	Tool No.
1-21/32	1/8	1/4	—	1	—	1/2	2-7/8	Chair Rail	54266
<b>3 Piece Set Including 49440, 49442 &amp; 54266</b>									<b>49686</b>
1-5/16	—	—	33°	1/2	9/32	1/4	2	Bevel Stile	49440
1-1/2	—	—	33°	3/8	9/32	1/4	2	Bevel Rail	49442
<b>3 Piece Set Including 49640, 49642 &amp; 54266</b>									<b>49684</b>
1-1/8	1/4	—	—	3/8	1/4	1/4	2	Bead Stile	49640
1-1/4	1/4	—	—	5/16	7/64	1/4	2	Bead Rail	49642
<b>3 Piece Set Including 49664, 49666 &amp; 54266</b>									<b>49680</b>
1-1/2	11/32	—	—	9/16	1/4	1/4	2	Ogee Stile	49664
1-9/32	11/32	—	—	3/8	1/8	1/4	2	Ogee Rail	49666
<b>3 Piece Set Including 49674, 49676 &amp; 54266</b>									<b>49682</b>
1-5/16	3/16	—	—	5/8	7/32	1/4	2	Classical Stile	49674
1-1/2	3/16	—	—	9/16	1/8	1/4	2	Classical Rail	49676

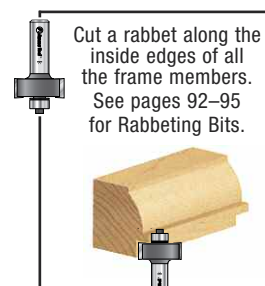
Replacement bearing for stile cutters #47702 (3/8" diameter).

Replacement bearing for rail cutters #47701 (1/2" diameter).

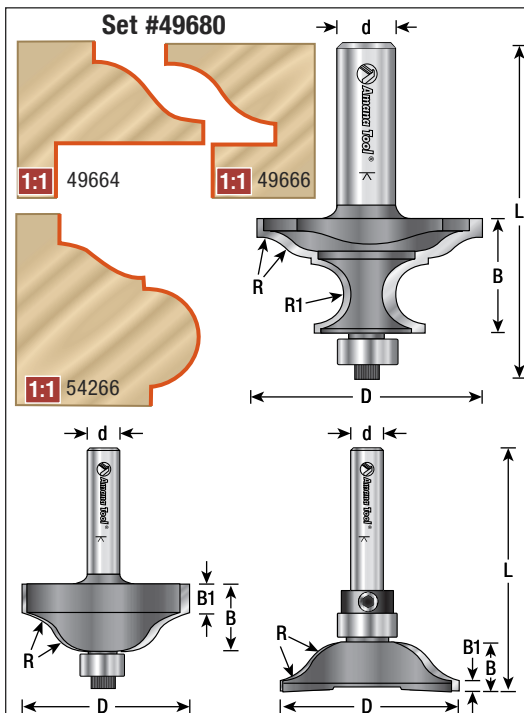
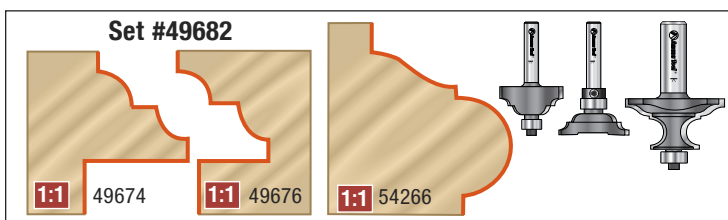
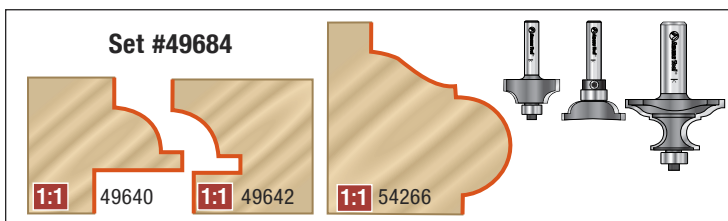
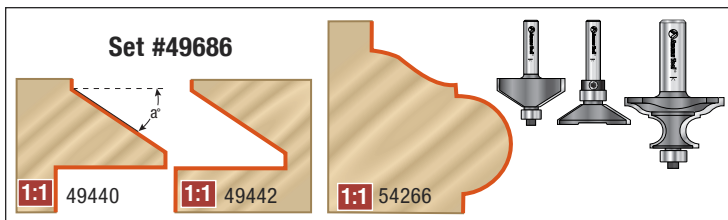
Replacement collar for rail cutters #47724.



Constructing Wainscot



Cut a rabbet along the inside edges of all the frame members. See pages 92-95 for Rabbeting Bits.


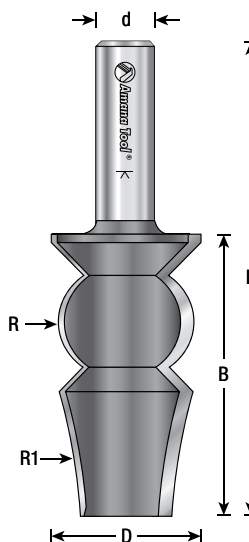
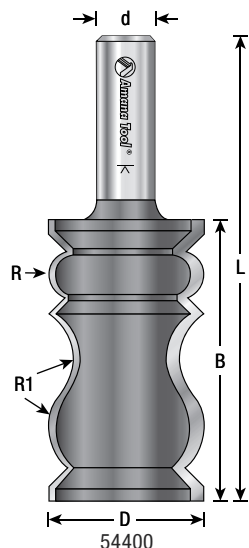


3D renderings & tool illustrations **not** shown at actual size. Visit our website for additional 1:1 profiles.

**Warning:** Before use, read router bit safety guidelines on pages 186-188.



Industrial Quality  
**Router Bits**



## CROWN MOLDING

**Carbide Tipped • 2 Flute**

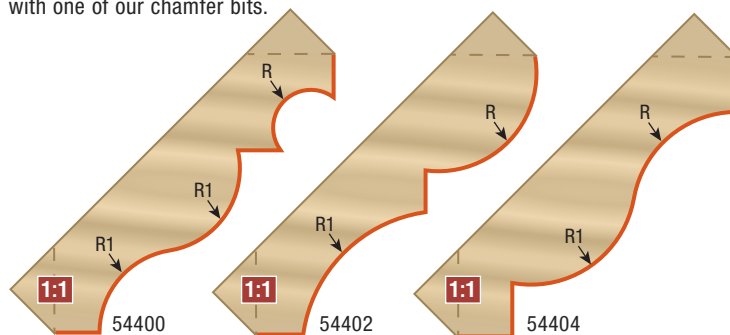
Produce mid-sized crown, cove and bead molding profiles for architectural and furniture applications. The bits cut the profile and bevel, as necessary, which is the show face of the workpiece.



ØD	R	R1	B	Ød	L	Tool No.
1-1/4	3/16	7/16	2-1/4	1/2	3-3/4	54400
1-1/4	1/2	3/4	2-1/4	1/2	3-3/4	54402
1-1/4	17/32	17/32	2-1/4	1/2	3-3/4	54404

**Warning:** Maximum RPM  $\triangle_{16} = 16,000$

Bevel the top and bottom edges on the table saw to complete the molding. Use a 2+ horsepower router, mounted in a table, with a fence to guide the work. To prolong cutter life, reduce strain on the router. To get the best cut finish, make several passes to achieve full cut depth. Bevel back edges, cutting off 45° excess, with one of our chamfer bits.



## REVERSIBLE CROWN MOLDING EXTENDER

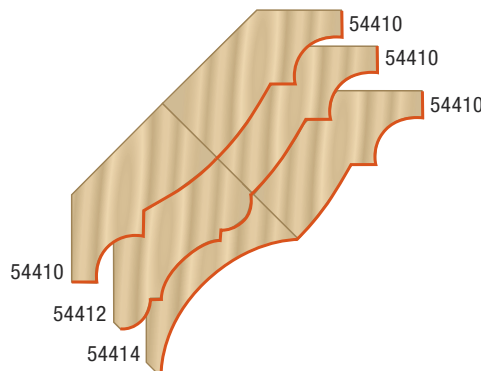
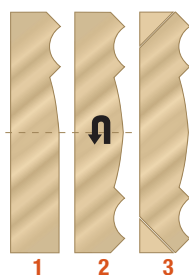
**Carbide Tipped • 2 Flute**

**Create crown molding up to 4-1/2" wide!**

Now you can make extra-large architectural crown moldings with your table-mounted router. Our new extender bit enables you to make unique crown moldings in every type of wood. You're no longer limited to the small selection of crown moldings at the lumber dealer. This specially designed bit works in conjunction with either our vertical or horizontal crown molding bits allowing you to make crown moldings up to 4-1/2" wide. Bevel back edges, cutting off 45° excess, with one of our chamfer bits. For use in a table-mounted router only.

ØD	R	R1	B	Ød	L	Tool No.
1-1/4	7/16	3-15/16	2-3/8	1/2	4	54410

**Can be used with other Crown Molding Bits to create many different combinations!**



## REVERSIBLE CROWN MOLDING

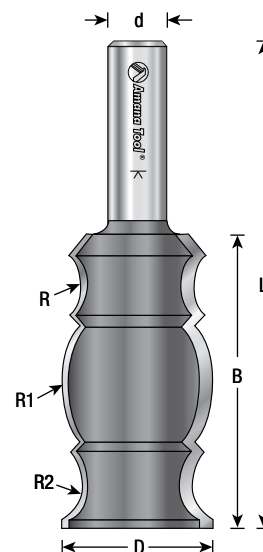
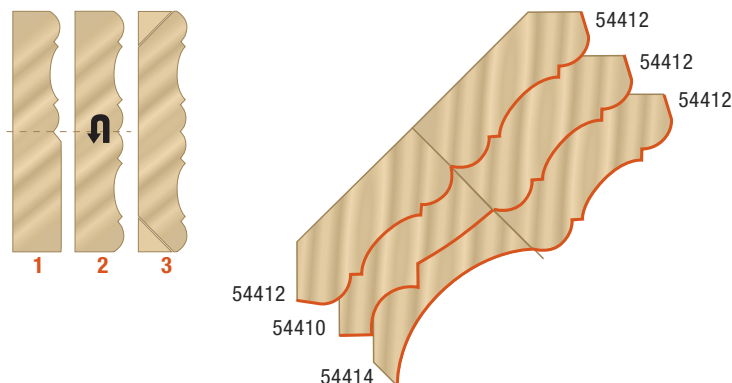
Carbide Tipped • 2 Flute

Give your ceilings that finished look!

With this bit you can easily make classic crown moldings with your table-mounted router. The beautiful profile is a large cove flanked by roundovers. Use your fence to control the cutting depth and a featherboard to keep the stock firmly positioned against the fence. Bevel back edges, cutting off 45° excess with one of our chamfer bits.

ØD	R	R1	R2	B	Ød	L	Tool No.
1-1/4	3/8	7/8	7/16	2-7/16	1/2	4-1/16	54412

Can be used with other Crown Molding Bits to create many different combinations!




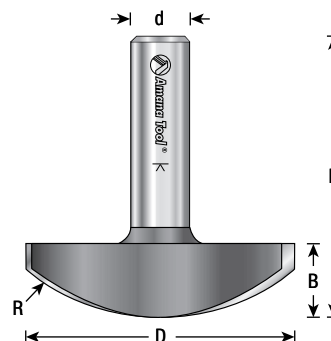
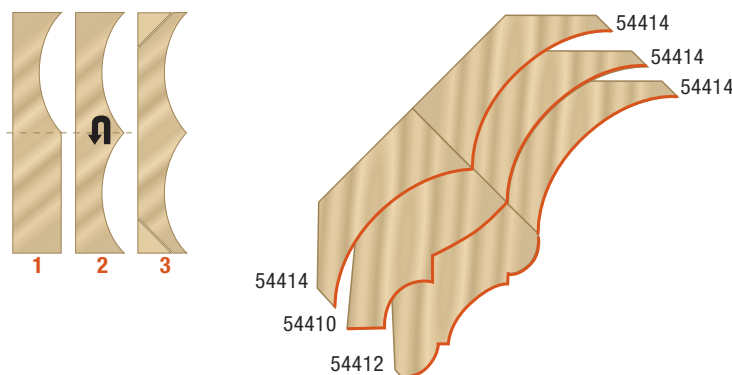
## HORIZONTAL CROWN MOLDING

Carbide Tipped • 2 Flute

Now you can make large cove moldings for furniture and trim with your table-mounted router. This unique bit cuts a large, smooth arc; just what is needed to create a cove shaped crown molding for your next piece of furniture casework. Bevel back edges, cutting off 45° excess, with one of our chamfer bits. For even greater versatility, combine this bit with our crown molding profiles on pages 102-103.

ØD	R	B	Ød	L	Tool No.
2-1/4	1-3/4	5/8	1/2	2-3/8	54414

Can be used with other Crown Molding Bits to create many different combinations!







Straight  
Plunge



Trimming



Signmaking



Grooving



Profiling



Architectural



Joining



Flooring




Door  
Making



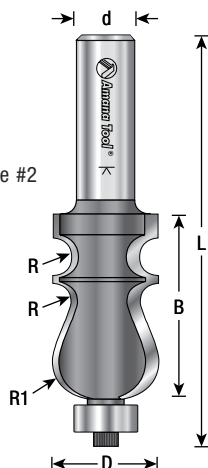
Solid Surface

Industrial Quality  
**Router Bits**



1:1 54204

Type #2



## ARCHITECTURAL MOLDING With Ball Bearing Guide




### Carbide Tipped • 2 Flute

These bits are designed for routing architectural and furniture moldings and trim. Almost all have the profile laid out vertically, reducing the diameter of the bit. These bits should be used in a 2+ horsepower, table-mounted router, and many should be run at reduced speed. Although most have ball-bearing guides, guiding the cuts with the fence is recommended.

Type	ØD	R	R1	R2	R3	B	Ød	L	Tool No.
#2	7/8	5/32	5/16	—	—	1-3/8	1/2	3-3/8	54204
#3	1	9/64	3/16	25/32	15/64	1-5/8	1/2	3-1/4	54218
#4	1	1/8	7/8	3/8	—	1-11/16	1/2	3-1/4	54220 $\Delta_{12}$
#5	1-1/2	5/32	—	—	—	2	1/2	3-1/2	54250 $\Delta_{14}$
#7	1	9/64	3/32	3/4	9/32	1-3/4	1/2	3-5/8	54219


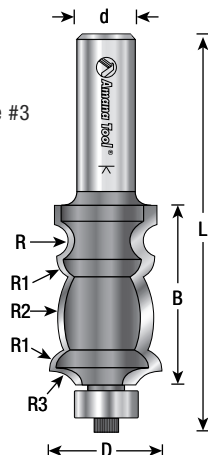
**NOTE:** Tool #54250 does not have a bearing.  
Replacement bearing for all others use #47706.

$\Delta$  **Warning:** Maximum RPM  $\Delta_{12}$  =12,000;  $\Delta_{14}$  =14,000




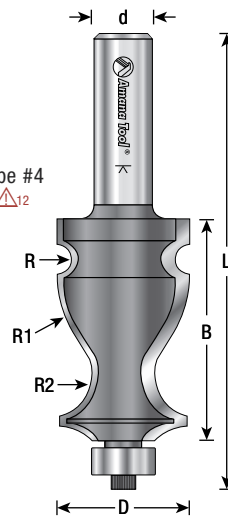
1:1 54218

Type #3



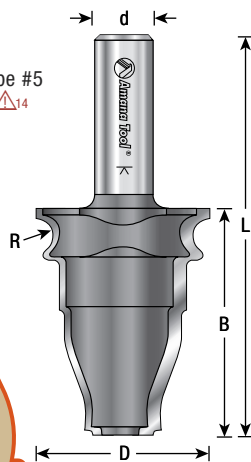
1:1 54220

Type #4  $\Delta_{12}$




1:1 54250

Type #5  $\Delta_{14}$

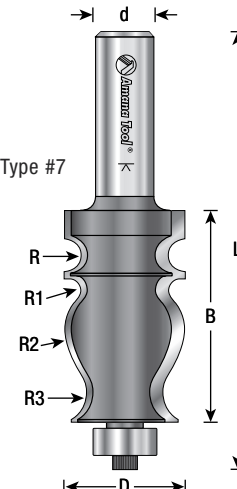


(No ball bearing)  
Duplicates #DC-98  
molding pattern



1:1 54219

Type #7



3D renderings & tool illustrations **not** shown at actual size. Visit our website for additional 1:1 profiles.

$\Delta$  **Warning:** Before use, read router bit safety guidelines on pages 186-188.

## ARCHITECTURAL MOLDING

With Ball Bearing Guide

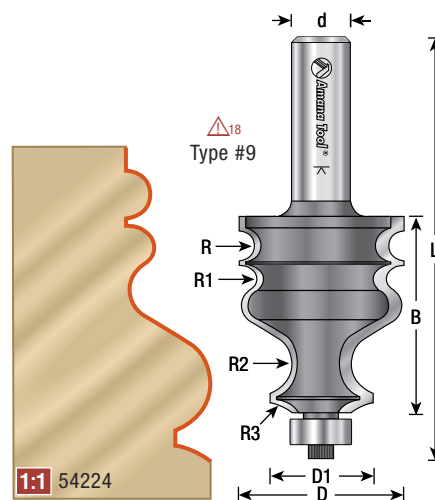
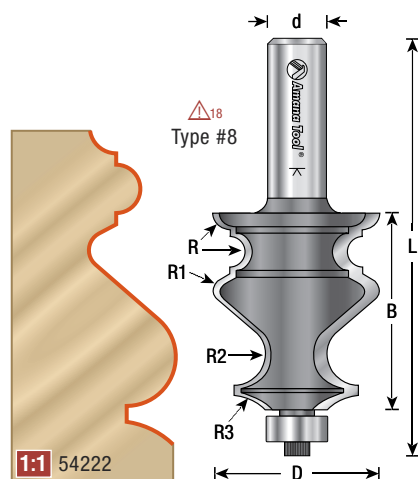


Carbide Tipped • 2 Flute

Type	ØD	ØD1	R	R1	R2	R3	B	Ød	L	Tool No.
#8	1-3/8	—	1/8	3/32	1/4	7/16	1-5/8	1/2	3-1/2	54222
#9	1-3/8	7/8	1/8	1/16	1/4	7/16	1-5/8	1/2	3-1/2	54224

Replacement bearing #47706.

⚠ Warning: Maximum RPM  $\Delta_{18}$  = 18,000



## ARCHITECTURAL MOLDING

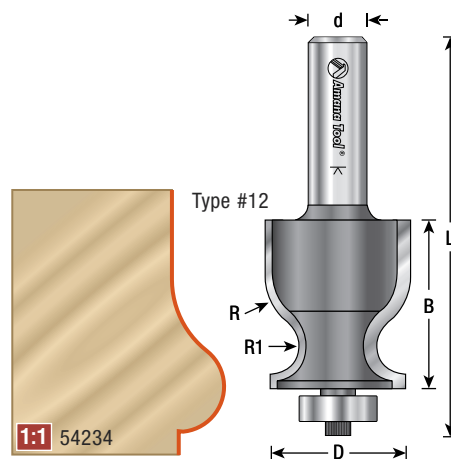
With Ball Bearing Guide



Carbide Tipped • 2 Flute

Type	ØD	R	R1	B	Ød	L	Tool No.
#12	1-3/16	1/2	1/4	1-3/8	1/2	3-1/4	54234

Replacement bearing for #54234 use #47716.



Straight Plunge



Trimming



Signmaking



Grooving



Profiling



Architectural



Jointing



Flooring



Door Making



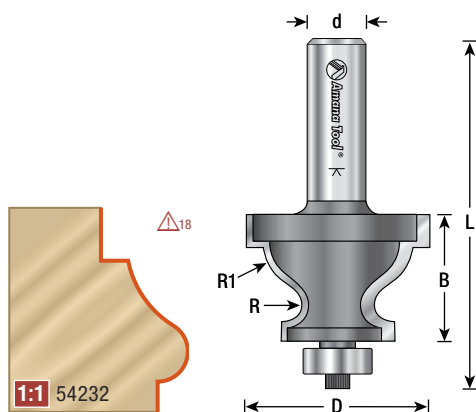
Solid Surface

Industrial Quality  
Router Bits

3D renderings & tool illustrations **not** shown at actual size. Visit our website for additional 1:1 profiles.

⚠ Warning: Before use, read router bit safety guidelines on pages 186-188.





## SPECIAL INTEREST MOLDING

*With Ball Bearing Guide*

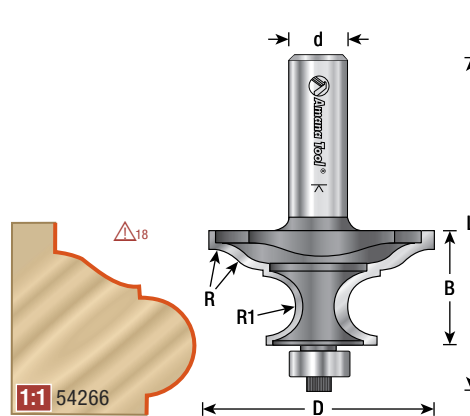
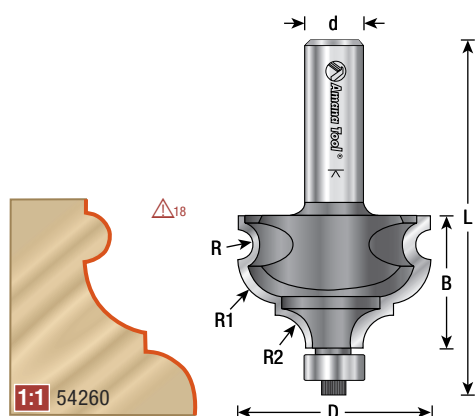


### Carbide Tipped • 2 Flute

Designed for routing architectural and furniture moldings and trim, these bits should be used in a 2+ horsepower, table-mounted router, and many should be run at reduced speed. Although most have ball-bearing guides, guiding the cuts with a fence is recommended.

ØD	R	R1	R2	B	Ød	L	Repl. Bearing	Tool No.
1-9/16	5/32	1/2	—	1-1/8	1/2	3	47712	54232
1-5/8	1/8	3/8	1/4	1-1/8	1/2	3	47706	54260
2	5/16	1/4	—	1	1/2	2-7/8	47706	54266

⚠ Warning: Maximum RPM ⚠<sub>18</sub> = 18,000



## SPECIAL INTEREST MOLDING

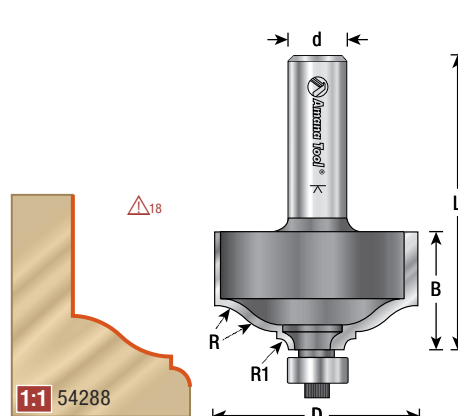
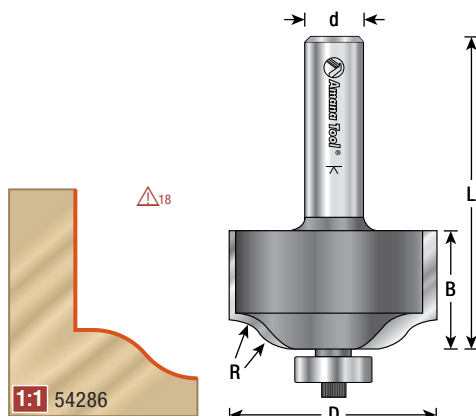
*With Ball Bearing Guide*



### Carbide Tipped • 2 Flute

ØD	R	R1	B	Ød	L	Repl. Bearing	Tool No.
1-3/4	23/64	—	1	1/2	3	47712	54286
1-3/4	3/8	3/32	1	1/2	3	47706	54288

⚠ Warning: Maximum RPM ⚠<sub>18</sub> = 18,000



## MULTI-FORM

### With Ball Bearing Guide

#### Carbide Tipped • 2 Flute

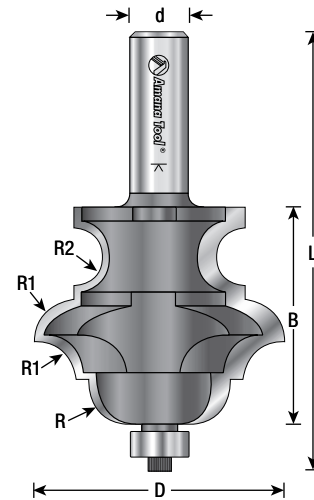

This one bit is designed to cut more than 40 different molding patterns. By making simple adjustments to the cutter height and fence position, and making two or more passes, you can produce a wide variety of profiles and architectural details.

Use the bit only in a table-mounted router. Available with 1/2" shank only. Tool #54198 is a miniature version of the multi-form bit.

ØD	R	R1	R2	B	Ød	L	Repl. Bearing	Tool No.
1-1/4	3/16	9/64	1/8	1	1/2	2-3/4	47702	<b>54198</b>
2-1/4	23/64	21/64	1/4	1-7/8	1/2	4	47706	<b>54200</b> $\Delta_{12}$

$\Delta$  Warning: Maximum RPM  $\Delta_{12}$  = 12,000

Create over 40 different molding profiles with this one bit!



Straight Plunge



Trimming



Signmaking



Grooving



Profiling



Architectural



Jointing



Flooring



Door Making



Solid Surface



Solid Surface

Industrial Quality  
**Router Bits**

3D renderings & tool illustrations **not** shown at actual size. Visit our website for additional 1:1 profiles.

$\Delta$  Warning: Before use, read router bit safety guidelines on pages 186-188.







Straight  
Plunge



Trimming



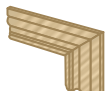
Signmaking



Grooving



Profiling



Architectural



Jointing



Flooring



Door  
Making



Solid Surface



Solid Surface



Solid Surface



Solid Surface



Solid Surface



Solid Surface




Solid Surface



Solid Surface



Solid Surface



## HAND/TABLE EDGE

*With Ball Bearing Guide*

**Carbide Tipped • 2 Flute**

These special router bits are used for cutting table top edges or used with handrail side profile bits. Originally designed for easing and profiling the edges of tabletops, these bits also are widely used for the same purpose on handrails. See page 110 for handrail patterns. Eliminate hard edges, reduce the visual thickness of a tabletop, and add an elegant detail simultaneously with these bits.

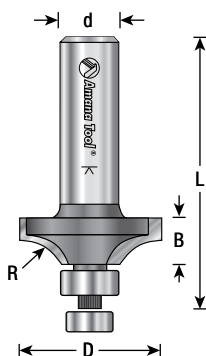


ØD	R	R1	B	Ød	L	Tool No.
1-3/16	15/32	—	3/8	1/4	1-3/4	<b>49540</b>
1-3/16	15/32	—	3/8	1/2	2-1/4	<b>49542</b>
2-3/4	1-3/4	—	5/8	1/2	2-7/8	<b>49550</b>
2-1/2	3/8	—	3/4	1/2	2-3/4	<b>49554</b>
2-1/2	3/8	1/4	3/4	1/2	2-3/4	<b>49556</b>
2-5/16	19/64	1/4	7/8	1/2	2-3/4	<b>49558</b>
2-9/16	11/64	1-3/32	3/4	1/2	2-3/4	<b>49560</b>

**A** Standard 1/2" bearing #47706 (included).

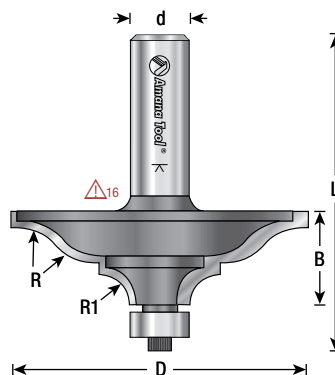
**B** Optional 3/8" bearing #47702 (order separately).

**Warning:** Maximum RPM = 16,000



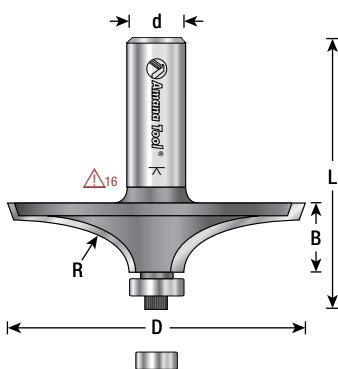
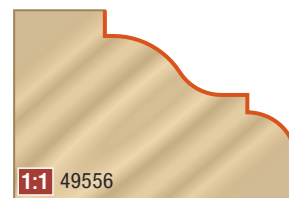
### 49540/49542 Elliptical Edge

Cuts a narrow profile with an arc based on the ellipse rather than the circle. With the optional 3/8" bearing, it will produce a fillet at the cut's edge.



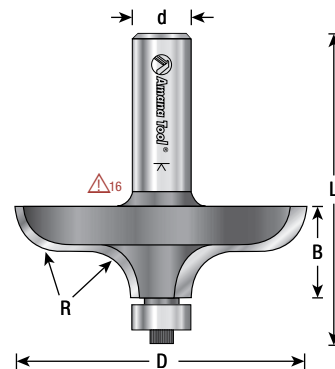

### 49556 Ogee-And-Bead

Cuts a shallow ogee into the tabletop surface coupled with a bead at the edge. Bit will produce a fillet if set to cut deep enough. With the optional 3/8" bearing, it will produce a fillet at the cut's edge. Good choice for handrails.



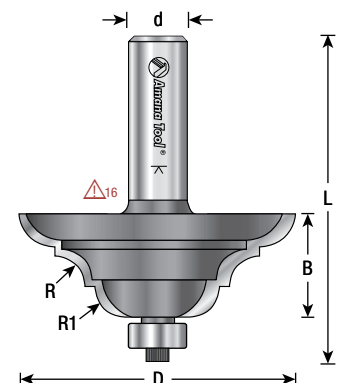

### 49550 Table Edge

Cuts a wide profile with an arc based on the ellipse rather than the circle. With the optional 3/8" bearing, it will produce a fillet at the cut's edge. Good choice for handrails.



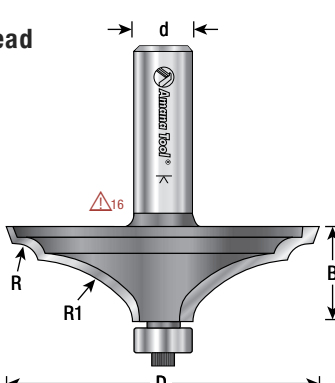
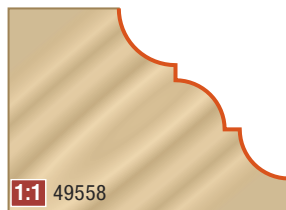
### 49554 Ogee

Cuts a shallow, elongated ogee. With the optional 3/8" bearing, it will produce a fillet at the cut's edge. Good choice for handrails.



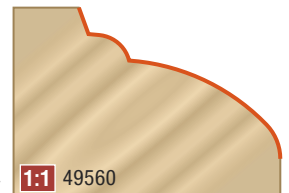
### 49558 Double-Cove And Bead

Cuts the thumbnail arc coupled with a bead around the tabletop surface. With the optional 3/8" bearing, it will produce a fillet at the cut's edge.



### 49560 Thumbnail And Bead

Cuts the thumbnail arc coupled with a bead around the tabletop surface. With the optional 3/8" bearing, it will produce a fillet at the cut's edge.



Industrial Quality  
**Router Bits**

# TABLE EDGES DESIGNED BY *Lonnie Bird* With Ball Bearing Guide

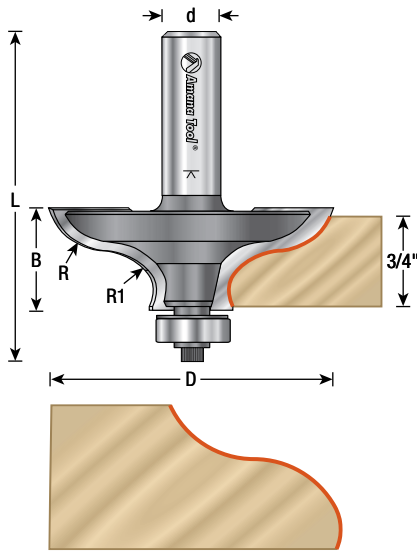


**Carbide Tipped • Profiles are designed for 3/4" thick tops.**

This selection of table edge profiles from Master Woodworker Lonnie Bird offers a wide variety of designs from which to choose. All will shape away the hard edge, add detail, and reduce the visual thickness of the top.

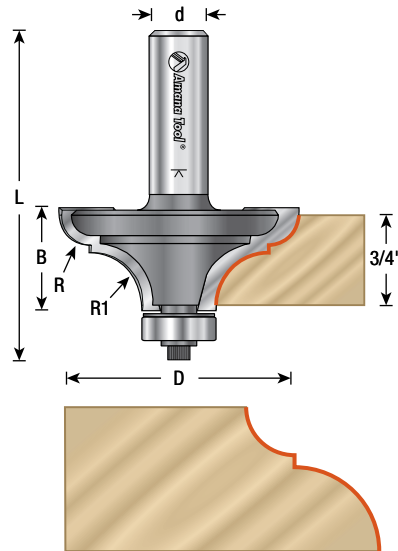
ØD	R	R1	B	Ød	L	Tool No.
2-21/64	1/2	1/4	55/64	1/2	2-3/4	49555
2-7/64	1/4	7/16	27/32	1/2	2-3/4	49557
1-5/32	3/8	5/16	7/8	1/2	2-3/4	49559
2	3/8	1/4	55/64	1/2	2-3/4	49561
2-3/8	1/16	—	27/32	1/2	2-25/32	49563

Replacement bearing #47718.



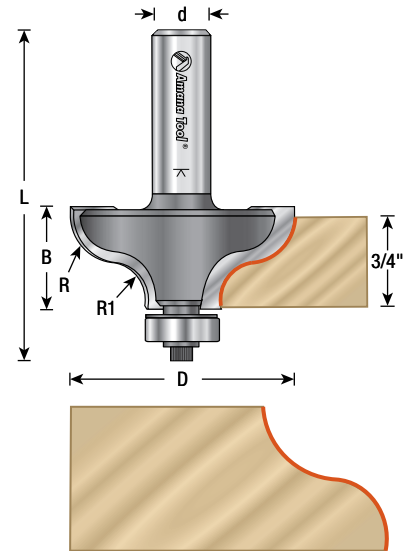
## 49555 - Reverse Curve

The broad curves of this ogee create a wide, elegant table edge. Notice that the curve continues under the top slightly to make a large tabletop appear thin.



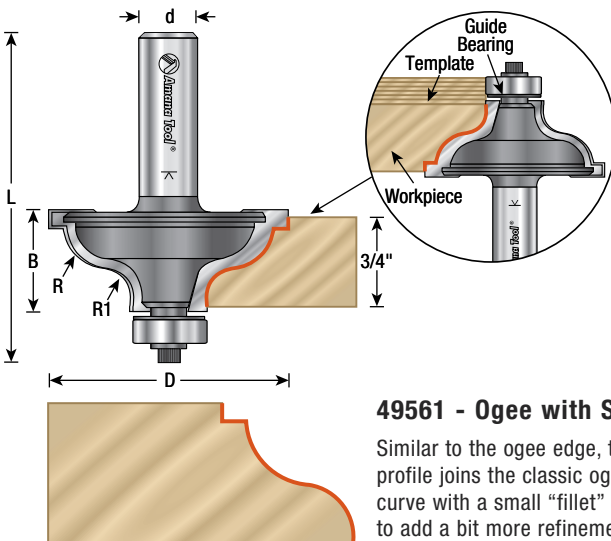
## 49557 - Cove & Thumbnail

Cuts a small cove combined with a larger thumbnail. Works well when combined with a molding under the top.



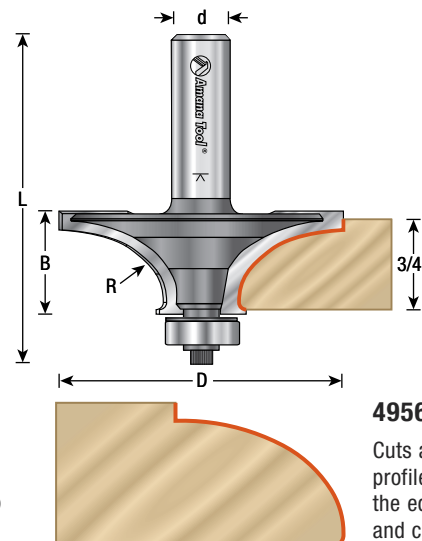
## 49559 - Ogee

This bit cuts the classic reverse curve so popular on period furniture designs.



## 49561 - Ogee with Step

Similar to the ogee edge, this profile joins the classic ogee curve with a small "fillet" or step to add a bit more refinement.



## 49563 - Thumbnail

Cuts a classic thumbnail profile. It's just right for the edges of large tables and chest lids.



3D renderings & tool illustrations **not** shown at actual size. Visit our website for additional 1:1 profiles.

**Warning:** Before use, read router bit safety guidelines on pages 186-188.



Industrial Quality  
**Router Bits**



Straight  
Plunge



Trimming



Signmaking



Grooving



Profiling



Architectural



Jointing



Flooring

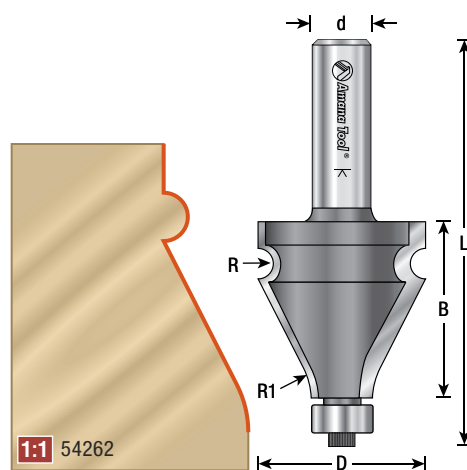
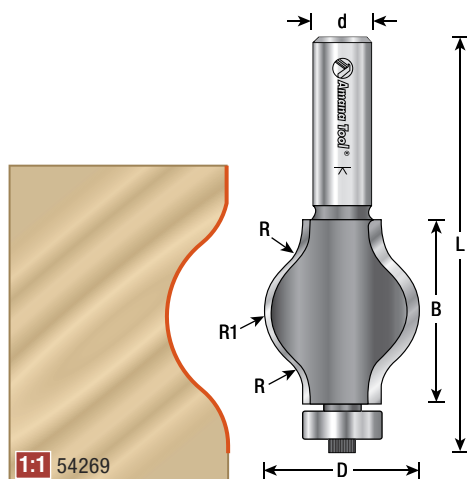
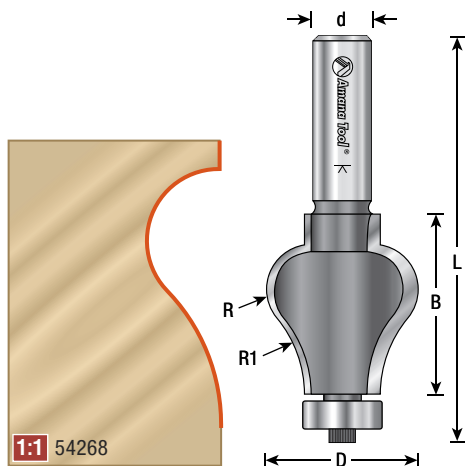


Door  
Making



Solid Surface

Industrial Quality  
**Router Bits**



## HANDRAIL

### With Ball Bearing Guide

#### Carbide Tipped • 2 Flute

Shape the sides of a handrail to make it both attractive and easy to grip. (Then ease the top edges with the table edge bits shown on page 108.) Use in a handheld or table-mounted router.



ØD	R	R1	B	Ød	L	Tool No.
1-3/8	1/8	19/32	1-1/2	1/2	3-3/8	54262
1-1/4	3/8	1	1-1/2	1/2	3-3/8	54268
1-1/4	3/8	1/2	1-1/2	1/2	3-3/8	54269


Replacement bearings: #54262 use #47706.

Replacement bearings: #'s 54268 & 54269 use #47716.



## HANDRAIL PATTERNS

### 12 Different Patterns!



(Wood profiles not shown at actual size.)

3D renderings & tool illustrations **not** shown at actual size. Visit our website for additional 1:1 profiles.

**Warning:** Before use, read router bit safety guidelines on pages 186-188.

## MAKE CLEAN & BEAUTIFUL DOVETAIL JOINTS!

The dovetail joint is the strongest construction method for drawers, boxes, chests and fine casework. Amana designs the bits needed by many router dovetail jigs that require cutting half-blind and through dovetails. We carry the bits for name brand dovetail jigs, including Leigh®, Keller™, Omnijig® and Incra®.



Sliding Dovetail



Variable Spaced Dovetail



Half-Blind Dovetail



Through Dovetail

### DOVETAIL

#### 7° Angle • Carbide Tipped


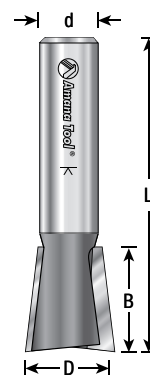


For the Keller™ Dovetail Templates and certain Incra® applications, 7° dovetail bits are required. (Bits for the Keller™ system are supplied with shank-mounted bearings.) This angle is also used in cutting stair stringers.

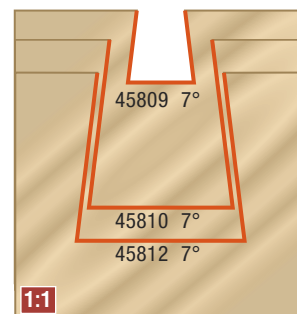
ØD	B	Ød	L	Application	Tool No.
9/32	1/2	1/4	2-13/32	Porter-Cable® Jig 4212	45837 *
11/32	3/8	1/4	2-1/8	Keller™	45809 †
17/32	25/32	1/2	2-3/16	Porter-Cable® Jig 4210 & 4212	45838
5/8	7/8	1/2	2-5/8	Incra®	45808
3/4	7/8	1/2	2-5/8	Incra®	45810
7/8	7/8	1/2	2-1/2	Stair Tread	45812

† For Keller™ Dovetail jigs. Includes 5/8" dia. bearing. Replacement bearing #47712, snap ring #47752.

\* 6.24° Angle



7°



#### 7-1/2° Angle • Carbide Tipped

The 7-1/2° dovetail bit is used with both Omnijig® & the Incra® dovetail system.

ØD	B	Ød	L	Application	Tool No.
1/4	5/16	1/4	2-1/2	Incra®/Omnijig® #43639	45820



7-1/2°



3D renderings & tool illustrations **not** shown at actual size. Visit our website for additional 1:1 profiles.

**Warning:** Before use, read router bit safety guidelines on pages 186-188.



Straight Plunge



Trimming



Signmaking



Grooving



Profiling



Architectural



Jointing



Flooring



Door Making



Solid Surface

Industrial Quality  
**Router Bits**





Straight  
Plunge



Trimming



Signmaking



Grooving



Profiling



Architectural



Jointing



Flooring




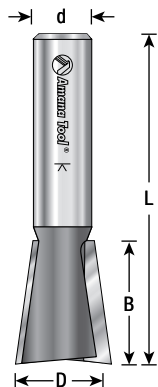


Door  
Making



Solid Surface

Industrial Quality  
**Router Bits**



## DOVETAIL


### 8° Angle • Carbide Tipped



These 8° dovetail bits are designed especially for use with the Leigh® Dovetail Jig.

ØD	B	Ød	L	Application	Tool No.
.260	0.270	1/4	2-1/2	Leigh® #50	45824
5/16	0.400	1/4	2-1/2	Leigh® #60	45825
3/8	0.532	1/4	2-3/8	Leigh® #70	45826
7/16	0.650	1/4	2-9/16	Leigh® #75	45827
1/2	0.825	1/4	2-3/4	Leigh® #80	45828
11/16	1.025	1/2	2-3/4	Leigh® #90	45829
.80	1.275	1/2	3	Leigh® #100	45830
.80	1.275	1/2	3.272	Leigh® #100	45830-LH *

\* Left Hand Rotation




### 9° Angle • Carbide Tipped

The 9° dovetail bit is used for certain operations with the Incra® dovetail system.

ØD	B	Ød	L	Tool No.
5/16	3/8	1/4	2-1/2	45822 *
5/16	3/8	1/2	2-1/2	45823 *
3/8	3/8	1/4	2	45800
3/8	3/8	3/8	2	45801
3/8	3/8	1/2	2	45802


\* Solid Carbide



### 10° Angle • Carbide Tipped

The 10° dovetail bit is used with the Incra® and Leigh® dovetail systems.

ØD	B	Ød	L	Application	Tool No.
1/2	5/8	1/2	2-5/8	Incra®	45805

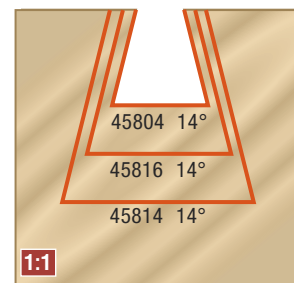
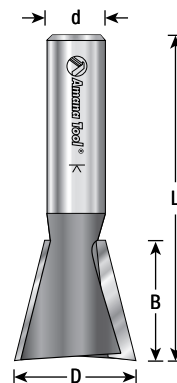


## DOVETAIL

### 14° Angle • Carbide Tipped

The 14° dovetail bit is used with common half-blind dovetail jigs, as well as with Omnijig®, Incra® and Leigh® jigs.

ØD	B	Ød	L	Application	Tool No.
1/2	1/2	1/4	1-3/4	—	45804
1/2	1/2	1/4	2	Incra®/Omnijig® 43705	45832
1/2	1/2	1/4	2-3/8	Leigh® #120	45833
1/2	.532	1/2	2-1/2	Incra®/Omnijig® 43750	45806
17/32	1/2	1/4	2	Incra®	45834
3/4	3/4	1/2	3	Omnijig® 43774	45816
7/8	7/8	1/2	2-5/8	—	45818
1	1	1/2	2-3/4	—	45814



### 18° Angle • Carbide Tipped

The 18° dovetail bit is used with the Leigh® jig.

ØD	B	Ød	L	Application	Tool No.
1/2	.415	1/4	2-1/4	Leigh® #128	45835




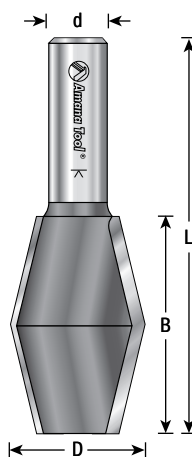

## 14° BUTTERFLY SPLINE

### Carbide Tipped • 2 Flute

Cut butterfly keys, splines and inlays with this bit, which complements the Amana Tool® 14° dovetail bits. Use in a table-mounted router.

ØD	B	Ød	L	Tool No.
1-1/8	1-3/4	1/2	3-1/4	45860

Use with Amana Tool® 14° dovetail bits #'s 45804, 45806, 45814, 45816 or 45818.



## 14° DOVETAIL

### With Upper Ball Bearings

### Carbide Tipped • 2 Flute


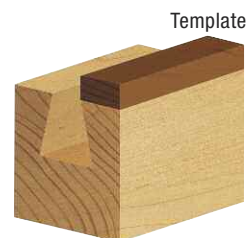
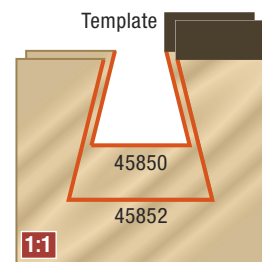
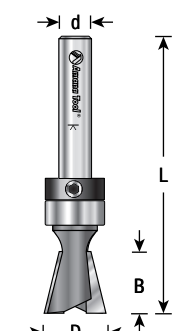
This dovetail bit has a shank-mounted ball bearing guide for routing dovetail slots following a template and pattern routing. The template must be mounted between the workpiece and the router. With a handheld router, the template must be on top of the workpiece. With a table-mounted router, the template must be underneath the workpiece.

ØD	B	Ød	L	Type	Tool No.
1/2	1/2	1/4	2-1/4	Dovetail	45850 *
3/4	3/4	1/2	3	Dovetail	45852 † **

† For pattern cutting or jigs.

\* Replacement bearing #47701. Replacement collar #47724.

\*\* Replacement bearing #47721. Replacement collar #47739.



Industrial Quality  
**Router Bits**



Straight  
Plunge



Trimming



Signmaking



Grooving



Profiling



Architectural



Joining



Flooring

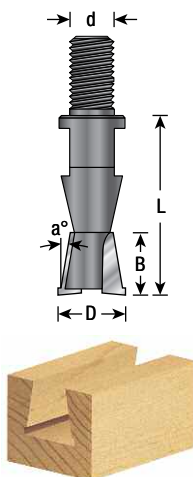


Door  
Making



Solid Surface

Industrial Quality  
**Router Bits**



## DOVETAIL <sup>NEW</sup> FOR BROOKMAN MACHINES

Carbide Tipped • 2 Flute

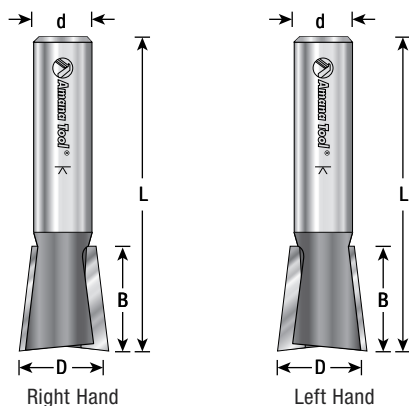


For Brookman Machines

The following bit is specifically designed for use in Brookman machines:

ØD	a°	B	Ød	L	Tool No.
9/16	10°	1/2	3/8 BSF*	1-1/2	45839

\* BSF = British Standard Fine



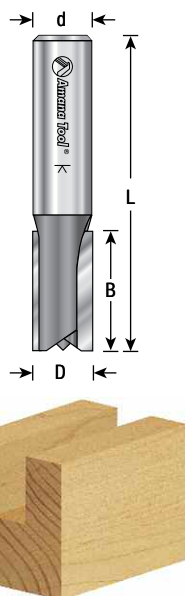
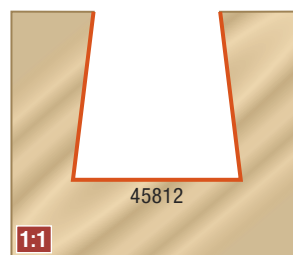
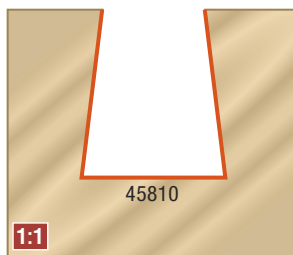
## 7° STAIR TREAD

Carbide Tipped • 2 Flute



Cut stair stringers for the treads using this bit. Available in right hand and left hand rotation versions.

ØD	Rotation	B	Ød	L	Tool No.
3/4	Right Hand	7/8	1/2	2-5/8	45810
3/4	Left Hand	7/8	1/2	2-5/8	45810-LH
7/8	Right Hand	7/8	1/2	2-1/2	45812
7/8	Left Hand	7/8	1/2	2-1/2	45812-LH
1	Right Hand	7/8	1/2	2-1/2	45813
1	Left Hand	7/8	1/2	2-1/2	45813-LH




## LEIGH® JIG STRAIGHT BITS

Carbide Tipped • 2 Flute



Straight bits required to cut pins for through dovetail using the Leigh® jig.

ØD	B	Ød	L	Application	Tool No.
5/16	1.03	1/4	2-1/4	Leigh® #140	45270
1/2	1-1/4	1/2	3-1/8	Leigh® #160	45494



## KELLER™ DOVETAIL SYSTEM

### Carbide Tipped



The popular Keller™ Templates require the use of straight and dovetail bits with shank-mounted pilot bearings.

The following bits are specifically designed for use in the Keller™ system:

### Straight Cutter W/Upper Ball Bearing

ØD	B	Ød	L	Keller™ No.	Tool No.
.615	1/2	1/4	2-1/4	1641	45469 $\Delta_{18}$
.615	3/4	1/4	2-5/8	1643/2443	45470 $\Delta_{16}$
.615	1/2	1/4	2-1/4	1641	45476
.615	3/4	1/4	2-1/2	1643/2443	45478
9/16	3/4	1/4	2-1/4	3032	45479

### 7° Dovetail Bit System W/Upper Ball Bearing

ØD	B	Ød	L	Keller™ No.	Tool No.
11/32	3/8	1/4	2-1/4	1631/1531	45880
7/16	3/4	1/4	2-5/8	1633/1533	45882
5/8	1	3/8	2-5/8	2435	45884

### 7° Keller™ Set 1601 Pro Series & 1500 Journeyman Standard Bit Set W/Upper Ball Bearing

ØD	B	Ød	L	Bearing	Type	Keller™ No.	Tool No.
7/16	3/4	1/4	2-5/8	47712	Dovetail	1633	45882
5/8	3/4	1/4	2-5/8	47712	Straight	1643/1543	45470 $\Delta_{16}$

### 7° Dovetail – Small Bit Set W/Upper Ball Bearing

ØD	B	Ød	L	Bearing	Type	Keller™ No.	Tool No.
11/32	3/8	1/4	2-1/4	47712	Dovetail	1631	45880
.615	1/2	1/4	2-1/4	47712	Straight	1641/1541	45469

### 7° Dovetail – Model 2401 Pro Series & 2200 Journeyman W/Upper Ball Bearing

ØD	B	Ød	L	Bearing	Type	Keller™ No.	Tool No.
5/8	1	3/8	2-5/8	47741	Dovetail	2435	45884
7/8	1	3/8	2-5/8	47741	Straight	2445	45472

### 7° Dovetail – Small Bit Set W/Upper Ball Bearing

ØD	B	Ød	L	Bearing	Type	Keller™ No.	Tool No.
7/16	3/4	1/4	2-5/8	47741	Dovetail	2433	45888
5/8	3/4	1/4	2-5/8	47712	Straight	1643/2443/3643	45470

### 14° Dovetail – Model 3600 – Standard Bit Set W/Upper Ball Bearing

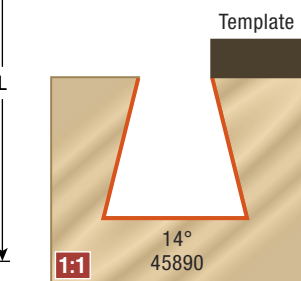
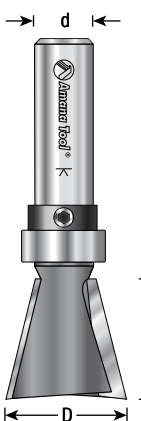
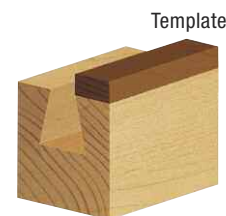
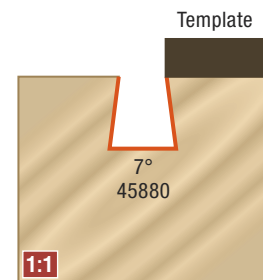

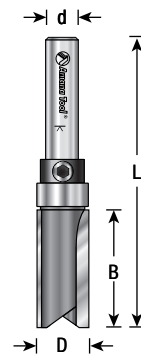
ØD	B	Ød	L	Bearing	Type	Keller™ No.	Tool No.
1	1	1/2	2-3/4	47738	Dovetail	3637	45890
5/8	3/4	1/4	2-5/8	47712	Straight	1643/2443/3643	45470 $\Delta_{16}$
7/8	1	3/8	2-5/8	47741	Straight	3645/2445	45472

### 14° Dovetail – Large Bit Set W/Upper Ball Bearing

ØD	B	Ød	L	Bearing	Type	Keller™ No.	Tool No.
7/8	1-1/4	3/8	2-7/8	47741	Straight	3649	45473

Replacement bearing for #'s 45469, 45470, 45474, 45880 and 45882 is #47712.  
Replacement bearing for #45884 is #47741.

$\Delta$  **Warning:** Maximum RPM  $\Delta_{16}$  = 16,000;  $\Delta_{18}$  = 18,000



Industrial Quality  
**Router Bits**

3D renderings & tool illustrations **not** shown at actual size. Visit our website for additional 1:1 profiles.

$\Delta$  **Warning:** Before use, read router bit safety guidelines on pages 186-188.







Straight  
Plunge



Trimming



Signmaking



Grooving



Profiling



Architectural



Jointing



Flooring



Door  
Making



Solid Surface

# eZ DIAL™ SLOT CUTTER SHIM-FREE & ADJUSTABLE



## E-Z DIAL™ SLOT CUTTERS

Carbide Tipped



Finally, a slot cutter without shims, spacers and the need to disassemble the bit. Just turn the dial and lock the setting, it's that easy. The E-Z Dial™ adjusts in just seconds and is accurate to .004." Cutting precise grooves has never been easier.

- Quick & Easy Setup – Nothing to take apart, just dial it, lock it, cut it.
- Simply adjust the dial in 0.004" increments.
- Easily makes perfect grooves for today's undersized plywood.
- Perfect for edge ("T") molding installation.

Available in two sizes:

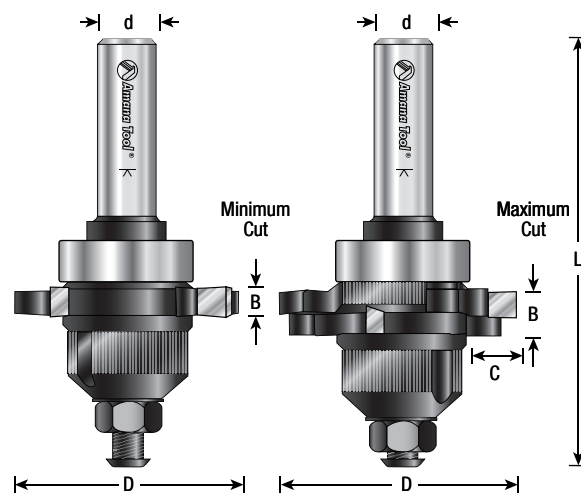
- #55500 for 1/8" to 1/4" wide slots, 1/2" deep
- #55510 for 1/4" to 1/2" wide slots, 1/2" deep

ØD	B	C	Ød	L	Tool No.
2-1/8	1/8 to 1/4	1/2	1/2	3-3/4	55500
2-1/8	1/4 to 1/2	1/2	1/2	3-3/4	55510

Replacement Bearing #47738. Screw #67110.

Each E-Z Dial™ Slot Cutter includes  
**Full Color Instruction Manual**

Learn Step-by-Step with Master Craftsman Lonnie Bird



Industrial Quality  
**Router Bits**

## SLOTING CUTTER ASSEMBLIES

### Carbide Tipped

Groove edges for T-moldings, splines or biscuits, and other purposes. Rout tongue-and-groove joinery. Slotting cutters are available with either 2-wing or 3-wing cutters. Each assembly includes a cutter, bearing for a 1/2" deep cut, and either a 1/4"-, 3/8"-, or 1/2"-shank arbor. Use in a handheld or table-mounted router.

#### General Specs:

ØD	B	C	Ød	L
1-7/8	Kerf (from 1/6 to 1/4)	**1/2	1/4 or 1/2	2-3/8

B	1/4" Shank 2-Wing Tool No.	1/4" Shank 3-Wing Tool No.	1/2" Shank 2-Wing Tool No.	1/2" Shank 3-Wing Tool No.
1/16	53300	53400	53300-1	53400-1
5/64	53302	53402	53302-1	53402-1
3/32	53304	53404	53304-1	53404-1
1/8	53306	53406	53306-1	53406-1
5/32*	53307	53407	53307-1	53407-1
3/16	53308	53408	53308-1	53408-1
7/32	53309	53409	53309-1	53409-1
1/4	53310	53410	53310-1	53410-1


**Note:** All above assemblies include cutter, arbor and ball bearing.

Also available with 3/8" shank by adding '-2' to part #. (example: #53400-2).

\* 5/32" size also used for 'biscuit-joint' cutting.

\*\* See page 119 for 'Vari-Depth™' bearings (1/4" and 3/8" depth).

Replacement Arbor	Tool No.
1/4" Shank	47600
3/8" Shank	47602
1/2" Shank	47604



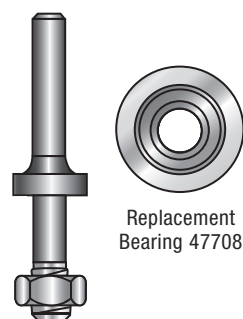
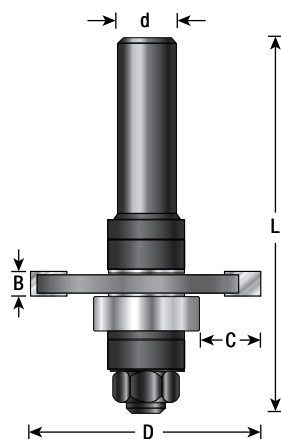
## 2 & 3 WING SLOTING CUTTERS

### Carbide Tipped

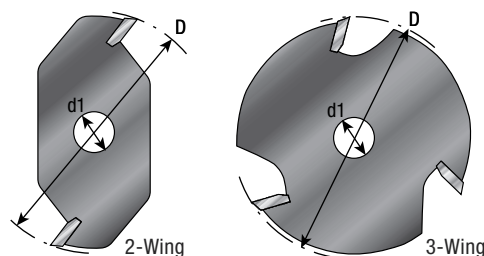
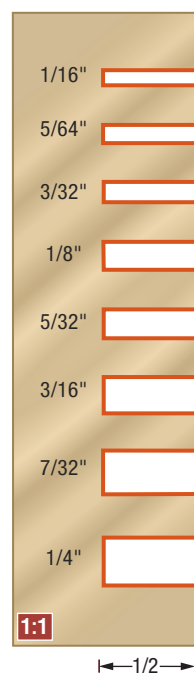
Two- and three-wing slotting cutters are available individually. Use a two-wing cutter for faster feed rates, three-wing cutters for better cut finish.

ØD	B Kerf	Ød1 Bore	2 Wing Tool No.	3 Wing Tool No.
1-7/8	1/16	5/16	53100	53200
1-7/8	5/64	5/16	53102	53202
1-7/8	3/32	5/16	53104	53204
1-7/8	1/8	5/16	53106	53206
1-7/8	5/32	5/16	53107	53207 *
1-7/8	3/16	5/16	53108	53208
1-7/8	7/32	5/16	53109	53209
1-7/8	1/4	5/16	53110	53210

\* 5/32" size also used for 'biscuit-joint' cutting. See above for complete assemblies including arbor and ball bearing guide. Arbor sold separately.



Replacement  
Bearing 47708



Industrial Quality  
**Router Bits**



Straight Plunge



Trimming



Signmaking



Grooving



Profiling



Architectural



Joining



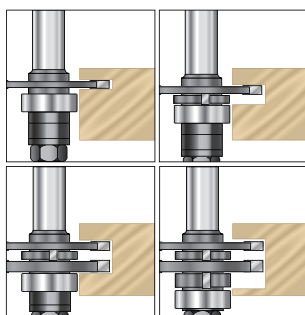
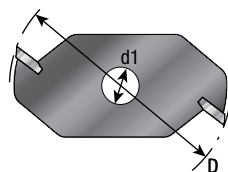
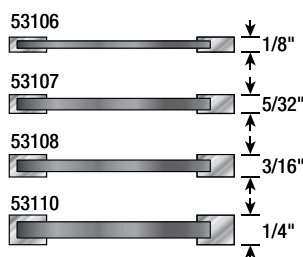
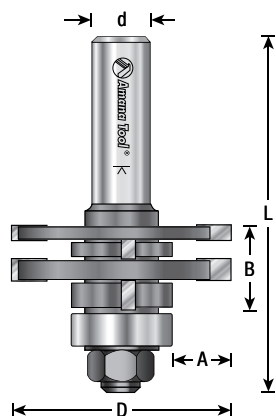
Flooring



Door Making



Solid Surface



Create grooves 1/8" to 23/32" by using up to four included cutters.

## QUADRASET™ ADJUSTABLE SLOTTING ASSEMBLY

*With Ball Bearing Guide*



### Carbide Tipped • 2-Wing

The Quadraset™ is an adjustable slotting assembly that includes 1/8", 5/32", 3/16" & 1/4" two-wing cutters, a 1/2" shank arbor with a pilot bearing, and a handful of spacers, washers and shims.

Conceptually it is like a table-saw dado stack set. You can use the cutters individually on the arbor, or you can combine two, three or all of the cutters on the arbor. Thus you can cut slots that range in widths from 1/8" up to 23/32" in 1/32" increments.

For different depth of cut, see Vari-Depth™ bearings on page 119.

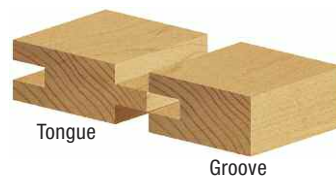
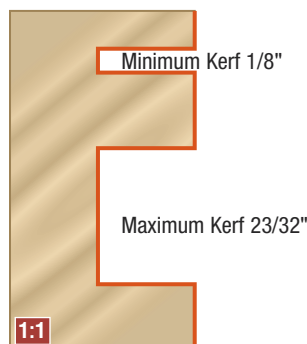
ØD	A	B-Kerf	Ød1	Ød	L	Tool No.
1-7/8	1/2	1/8 to 23/32*	5/16	1/2	3	53600 ♦
Extra 5/32 two-wing cutter only.						53107

Replacement bearing #47708.

Replacement arbor #47612.

\* A full 3/4" cut can be achieved using one additional #53107 cutter (available separately).

♦ Use in a table-mounted router. **Not for use in a handheld router!**



Combined Cutters  
7/32" to 23/32"  
(Increments of 1/32")

Individual Cutters  
1/4", 3/16", 5/32", 1/8"

## CONSTRUCTING A WAINSCOT DOOR

by Lonnie Bird

Wainscot doors can be a beautiful addition to an informal, country style kitchen; their beaded panels are reminiscent of times long past. Constructing wainscot doors is easy with Amana router bits. You'll need just two bits: the Quadraset™ #53600 and the corner bead bit #54163.



For more information on how to Construct a Wainscot door, please see page 152.

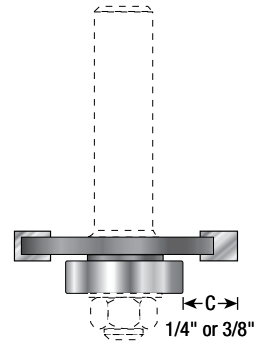


## SLOT CUTTER 'VARI-DEPTH'™ BEARINGS

### Carbide Tipped

All standard Amana Tool® slotting assemblies (including the Quadraset™, Duo-Set™ and box joint) make a 1/2" deep cut. Reduce the cut depth to either 1/4" or 3/8" with Vari-Depth™ precision ball bearings fitted with non-marring Delrin® sleeves.

'C' Depth of Cut	I.D.	O.D.	Tool No.
1/4	5/16	1-3/8	47727
3/8	5/16	1-1/8	47728
Two piece set (#47727 & #47728)			47729



## 'BOX JOINT' SET With Ball Bearing Guide

### Carbide Tipped • 3-Wing

Cut strong, attractive box joints for small boxes, shallow drawers and trays with this bit. By taking three passes it can be used with stock up to 1/2" thick and 4" wide. The most accurate way to adjust the height of the bit while ensuring a good fit when taking multiple passes is to align a cutter on the bit with one of the previous cuts. The bit has five uniformly spaced 3-wing slotting cutters and a ball-bearing guide on a 1/2" shank arbor. Use in a table-mounted router for best results.


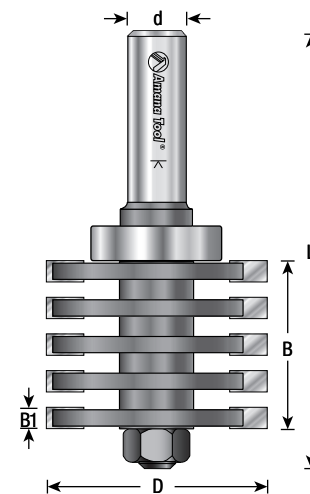


ØD	B	B1	Ød	L	Tool No.
1-7/8	1-3/8	5/32	1/2	3-3/4	53610 

 **Warning:** Maximum RPM   $\Delta_{13}$  = 13,000

#### Individual Components:

Description	Order #
5/32" 3-Wing Cutters (5 required)	53207
1/2" Shank Arbor With Nut	47620
Steel Ball Bearing Guide (1/2" depth of cut)	47708
5.5mm Spacers (4 required)	55369
1mm Spacers (2 required)	55402
.5mm Shim (1 required)	55404



Straight  
Plunge



Trimming



Signmaking



Grooving



Profiling



Architectural



Jointing



Flooring




Door  
Making



Solid Surface

Industrial Quality  
**Router Bits**

3D renderings & tool illustrations **not** shown at actual size. Visit our website for additional 1:1 profiles.

 **Warning:** Before use, read router bit safety guidelines on pages 186-188.







Straight  
Plunge



Trimming



Signmaking



Grooving



Profiling



Architectural



Jointing



Flooring


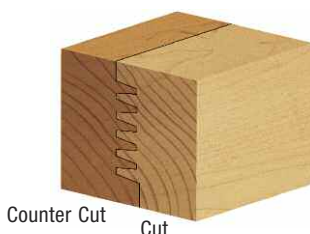
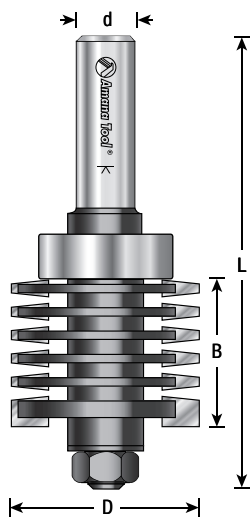


Door  
Making

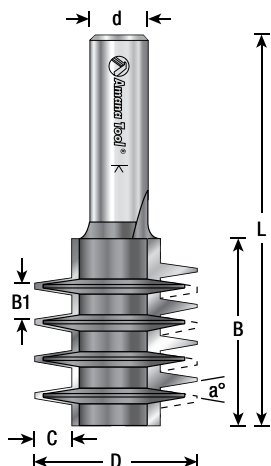


Solid Surface

Industrial Quality  
**Router Bits**



5-Finger cuts 1-3/16" to 1-3/8" Stock



## FINGER JOINT ASSEMBLY

*With Ball Bearing Guide*



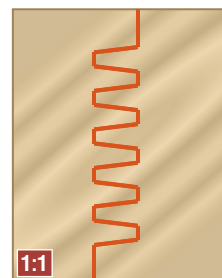
### Carbide Tipped • 2-Wing

Ideal for joining wood end-to-end as well as edge-to-edge, the finger joint can be routed quickly and accurately with this tool. Rout one workpiece face up, the other face down. When the bit height is correct, the two pieces should slide together with their faces perfectly flush. The assembly includes five 2-wing finger cutters, one 2-wing straight cutter, a ball bearing guide, a 1/2" shank arbor, shims, spacers, and washers. The number of finger cutters used varies with the stock thickness; it can handle stock between 7/16" and 1-3/8" thick. Full instructions for setup and use are included. For best results run at full speed in a 1-1/2 horsepower table-mounted router.

ØD	B	Ød	L	Tool No.
1-9/16	1-3/8	1/2	3-3/4	55392

### Overall Specs:

Individual Components	Description	Order #
Finger Cutter	(5 required)	55394
Straight Cutter	(1 required)	55396
Ball Bearing	(5/6" x 28mm)	47736
1/2" Shank Arbor With Nut		47620
3.4mm Spacer	(7 required)	55367
6.0mm Spacer	(1 required)	55368
0.1mm Shim	(10 required)	55357
0.5mm Shim	(1 required)	55404
1.0mm Washer	(2 required)	55402



Each Finger Joint Assembly includes

### Full Color Instruction Manual

Learn Step-by-Step with Master Craftsman Lonnie Bird



## FINGER JOINT

### Carbide Tipped



Cut interlocking fingers for strong end-to-end or edge-to-edge glueups with this simple bit. Setup is fast. Center the cut profile on the stock, then cut, alternating the orientation of the show face – up when cutting one workpiece, down when cutting its mate. Use in all CNC and table-mounted routers. For best results use in a router table.

ØD	B	B1	a°	C	Ød	L	Tool No.
1-3/8	1-9/16	21/64	14°	5/16	1/2	3	45796



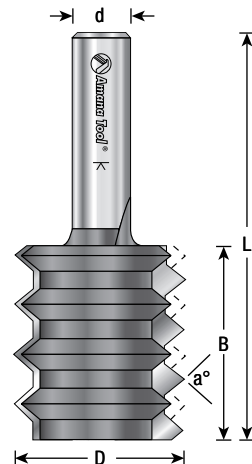

## RAISED PANEL 'V' JOINT

### Carbide Tipped



The principal benefit of this glue-joint bit is that the glue seam is far less evident on the bevels of raised panels. Equally important, setup is fast. Cut one half of each joint with the bit at any height. Simply raise or lower the bit 3/32" before cutting the mates. As with all glue-joint bits, the cutter profile expands the edge-to-edge glue surface, but more importantly, produces the precise surface alignment that's essential for fast glueups. For best results use in a router table.

ØD	B	a°	Ød	L	Tool No.
1-3/8	1-37/64	80°	1/2	3-1/16	45790



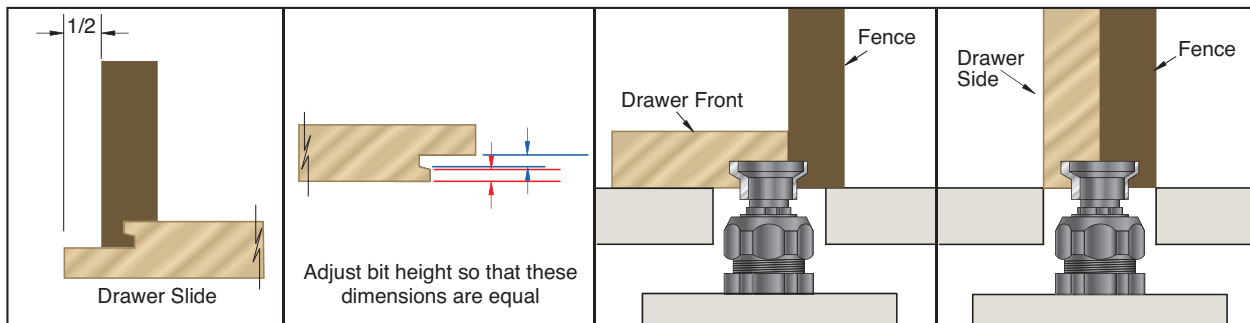
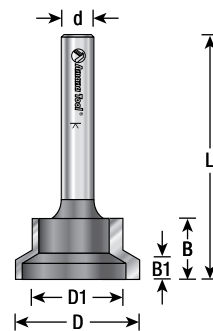
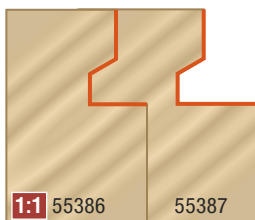

## DRAWER LOCK

### Carbide Tipped • 2 Flute



With this one bit, cut a lock joint that's ideal for quick construction of strong drawer boxes. Use in a table-mounted router only. The same bit setting is used for both halves of the joint; adjust the fence position slightly to switch between sides and fronts/back. The drawer front (or back) is laid flat on the tabletop and fed across the cutter. The side is braced vertically against the fence and fed across the cutter. You can use stock of any thickness and any composition and produce flush or lipped drawers. For best results use in a table-mounted router.

ØD	ØD1	B	B1	Ød	L	Tool No.
3/4	1/2	1/2	5/32	1/4	1-5/16	55386
1	23/32	1/2	5/32	1/2	1-5/16	55387



Bit height is identical for both cuts. Fence position must be adjusted.

3D renderings & tool illustrations **not** shown at actual size. Visit our website for additional 1:1 profiles.

**Warning:** Before use, read router bit safety guidelines on pages 186-188.



Solid Surface

Industrial Quality  
**Router Bits**



Straight  
Plunge



Trimming



Signmaking



Grooving



Profiling



Architectural



Jointing



Flooring



Door  
Making



Solid Surface



Solid Surface



Solid Surface



Solid Surface



Solid Surface



Solid Surface




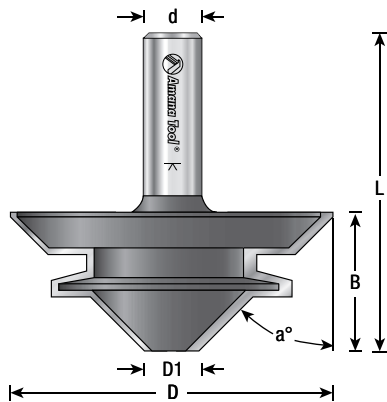
Solid Surface



Solid Surface



Solid Surface



## 45° LOCK MITER

Carbide Tipped • 2 Flute



The lock miter is an interlocking edge-to-edge joint, typically used at the corners of casework. Used in a table-mounted router, run at reduced speed, this bit cuts both halves of the joint. The same setup of bit and fence cuts both parts. One part is laid flat on the tabletop and fed across the cutter. The second is braced vertically against the fence and fed across the cutter. For best results use in a table-mounted router.

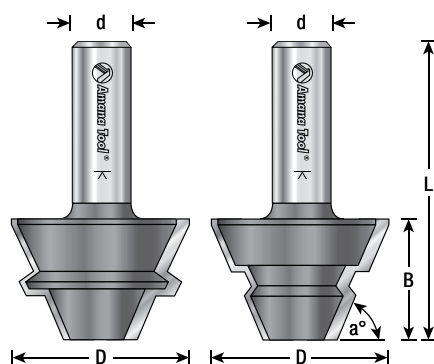
ØD	D1	B	a°	Ød	L	Material Size	Tool No.
1-1/2	12.1mm	1/2	45°	1/4	1-5/8	5/16-7/16	55393
1-5/8	13.2mm	5/8	45°	1/4	1-3/4	3/8-1/2	55391
1-3/4	6.4mm	7/8	45°	1/2	2-1/8	3/8-3/4	55389
2-11/16	9.2mm	1-3/16	45°	1/2	2-5/8	1/2-1-1/8	55390 $\Delta_{18}$

$\Delta$  Warning: Maximum RPM  $\Delta_{18}$  = 18,000



Each 45° Lock Miter Cutter includes  
**Full Color Instruction Manual**

Learn Step-by-Step with Master Craftsman Lonnie Bird



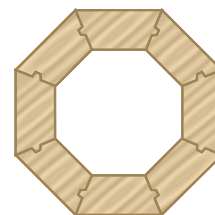

## 22.5° LOCK MITER SET

Carbide Tipped • 2 Flute



Intended primarily for corner cabinetry, this two-bit set produces a 45° assembly. One bit bevels & grooves the workpiece, the second bevels and forms a tiny tongue on the mating edge. The set can be used in assembling any octagonal structure, from boxes & planters up to posts. Works on stock thicknesses minimum 3/8" to max 3/4". For best results use the bits in a table-mounted router, and adjust each to the same elevation. That is, measure from the tabletop to the bit top when you make the cuts with the first bit, then set the second bit to the same height.

ØD	B	a°	Ød	L	Tool No.
1-15/32	7/8	22.5°	1/2	2-1/2	55395



## 2 PIECE EDGE BANDING SETS

### Carbide Tipped • 2 Flute



This two-piece bit set provides an economical way to create your own edge banding from the wood of your choice. This is a great way to create a finished edge on plywood or MDF panels and shelves which blends perfectly with the rest of your project.

Using this bit set is simple, too. Just position each bit so that it is centered on the stock thickness and make the cut. For the best results we recommend that you cut the edge band stock slightly oversize and then flush trim it after assembly.

This unique set is available in two styles: 90 degree or 60 degree. The 90 degree bits can also be used to create 'V' grooves or double-sided chamfers. The 60 degree set creates a larger surface area for glue.

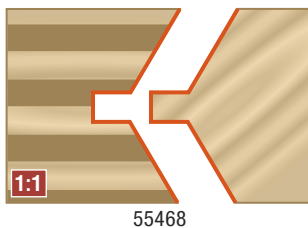
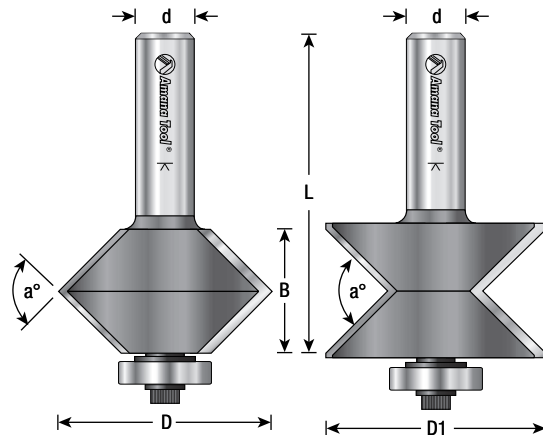
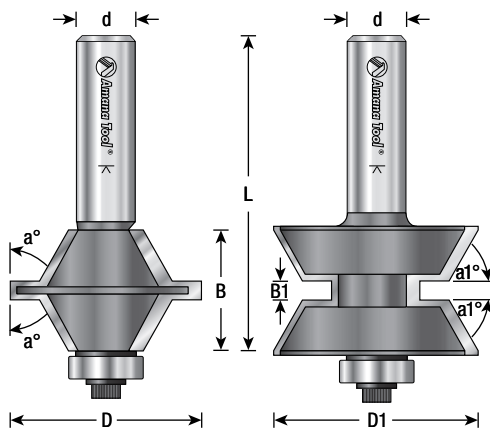
1/2" shank, two flutes, carbide tipped for long life. For stock 1/2" to 1" in thickness. For use only in a table-mounted router.



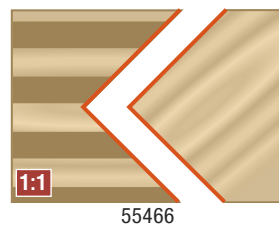
ØD	ØD1	B	B1	a°	a1°	Ød	L	Tool No.
1-25/32	1-13/16	1-1/32	—	90°	—	1/2	2-21/32	55466
1-19/32	1-45/64	1	5/32	30°	60°	1/2	2-5/8	55468

Replacement bearing for #55466 use (2) #47720.

Replacement bearing for #55468 use (1) #47720 and (1) #47718.



55466



55468



3D renderings & tool illustrations **not** shown at actual size. Visit our website for additional 1:1 profiles.

**Warning:** Before use, read router bit safety guidelines on pages 186-188.



Industrial Quality  
**Router Bits**





Straight Plunge



Trimming



Signmaking



Grooving



Profiling



Architectural



Jointing



Flooring



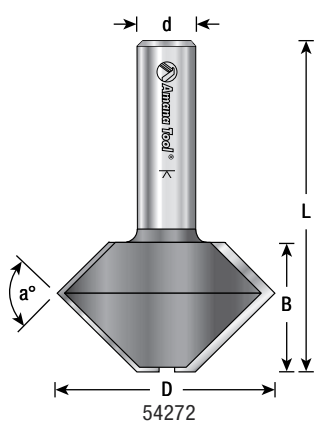
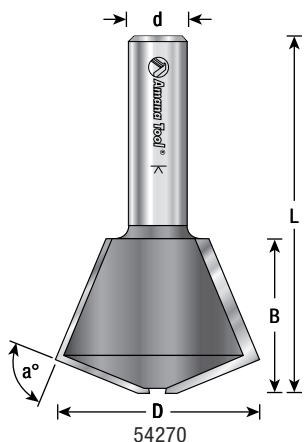
Door Making



Solid Surface

Solid Surface

Industrial Quality  
**Router Bits**

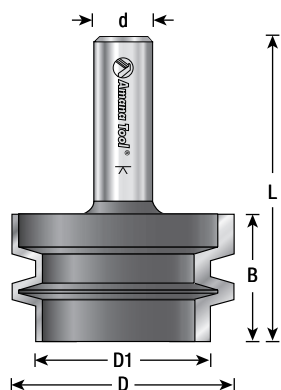
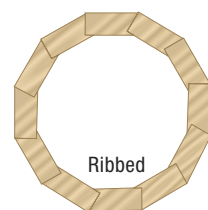
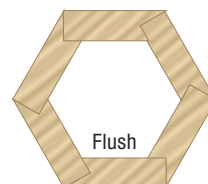
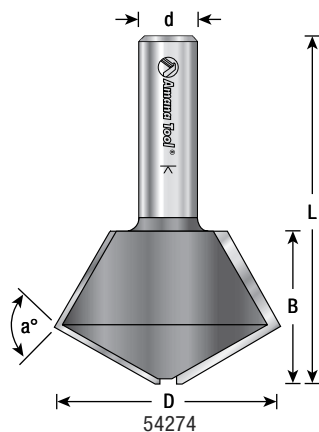


## MULTI-SIDED GLUE JOINT/ BIRD'S-MOUTH

### Carbide Tipped • 2 Flute

If you're looking for a better way to construct multi-sided boxes, planters, and columns, then look no further. With these bits, there's no need for complex miters and time-consuming set-ups. Instead, simply choose the bit based upon the number of sides on the box, rout the joint, and assemble. Unlike a miter joint, the joint created by these bits aligns itself. And the joint stays in alignment while gluing; no more slipping and sliding out of position.

ØD	B	# Sides	a°	Ød	L	Tool No.
1-5/8	1-1/4	16	67.5°/22.5°	1/2	2-7/8	54270
1-3/4	1-3/64	8	45°/45°	1/2	2-21/32	54272
1-7/8	1-1/4	6 or 12	60°/30°	1/2	2-7/8	54274




## GLUE JOINT

### Carbide Tipped • 2 Flute

The glue joint cut by this bit is strong and self-aligning. One setup produces both halves of the joint. Adjust the bit so the center of its profile aligns with the stock center. Cut one part face down, the mate face up. Bit works on stock between 5/8" and 1" in thickness. Must be used in a table-mounted router. Since there is no guide bearing, use the router-table fence to control the cut.

ØD	ØD1	B	Ød	L	Tool No.
1-7/8	1-7/16	1-3/32	1/2	2-5/8	55388



# TONGUE & GROOVE ASSEMBLY

## With Ball Bearing Guide

### 3/8" to 1-1/8" Material • Carbide Tipped • 2-Wing

Cut perfectly fitted tongue-and-groove joints on stock between 3/8" and 1-1/8" thick with a table-mounted router and this assembly. The tool consists of an arbor with an integral shank, two identical, removable slotting cutters, and a pair of bearings. To cut tongues, sandwich one bearing between the two cutters (as in drawing A). To cut slots, mount one cutter between the two bearings (as in drawing B).

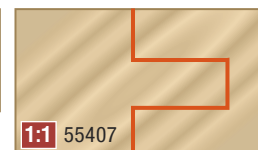
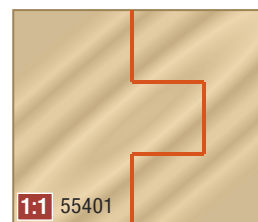
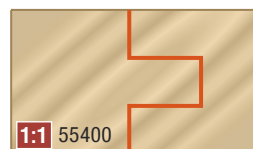
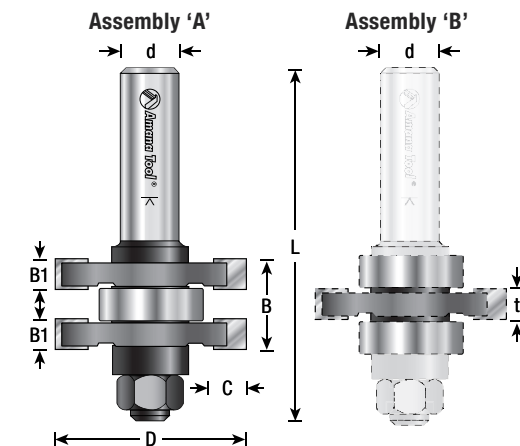
ØD	B	B1	C	Ød	t	L	Tool No.
1-5/8	3/4	1/4	3/8	1/2	1/4	3	55400 +
1-5/8	1-1/8	3/8	3/8	1/2	3/8	3-3/8	55401 •

- + Can be used on 1/2" through 3/4" thick material.
- Can be used on 3/4" through 1-1/8" thick material.

Tongue is cut as shown in assembly 'A'.

For groove cut, reassemble the tool as shown in assembly 'B'.

Instructions included.



## 2-Piece Sets


Each set contains two complete tongue & groove assemblies, one to cut tongues, one to cut slots.

ØD	B	B1	C	Ød	t	L	Tool No.
1-5/8	17/32	13/64	3/8	1/2	1/8	3	55408 <b>NEW!</b>
1-7/8	3/4	1/4	1/2	1/2	1/4	3	55407

Each Tongue & Groove Assembly includes

## Full Color Instruction Manual

Learn Step-by-Step with Master Craftsman Lonnie Bird



## Replacement Parts:

Description	Order #
1/4" Kerf Cutters (2 required) for Tool #55400	55354
3/8" Kerf Cutters (2 required) for Tool #55401	55353
1/2" Shank Arbor With Nut For Tool #55400	47612
1/2" Shank Arbor With Nut For Tool #55401	47613
Ball Bearing Guide (2 required)	47708
.05mm Shims (3 required)	55356
.10mm Shims (3 required)	55357
1mm Black Washer	55402
6mm Steel Spacer	55368



Straight Plunge



Trimming



Signmaking



Grooving



Profiling



Architectural



Jointing



Flooring



Door Making



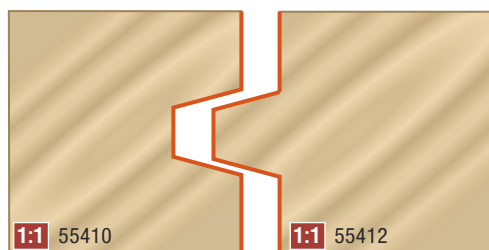
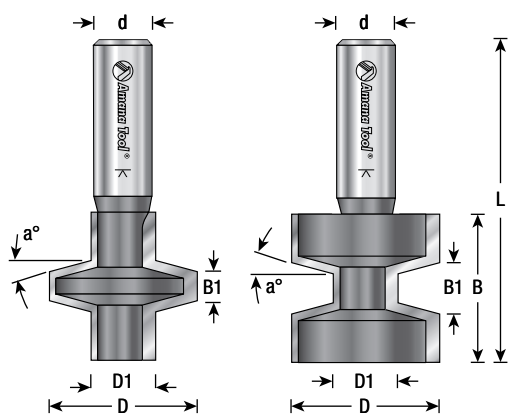
Solid Surface

Industrial Quality  
**Router Bits**

3D renderings & tool illustrations **not** shown at actual size. Visit our website for additional 1:1 profiles.

**Warning:** Before use, read router bit safety guidelines on pages 186-188.





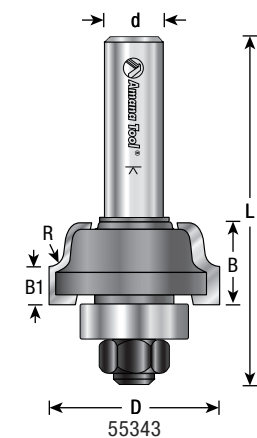
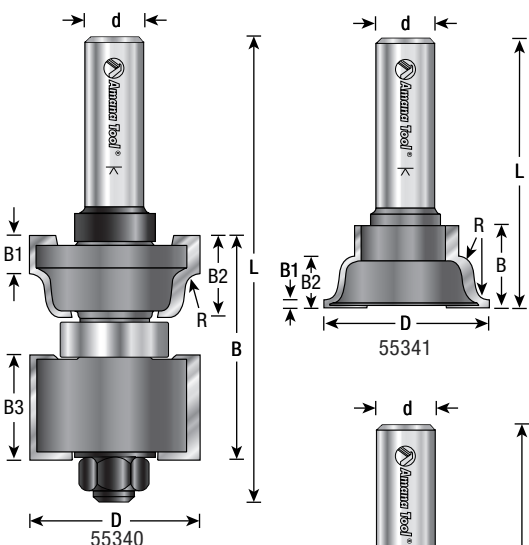

## WEDGE TONGUE & GROOVE

Carbide Tipped • 2 Flute



The tongue-and-groove joint cut by this two-bit set can be used for applications as diverse as assembling broad tabletops and other panels and making strip flooring. Use it on stock from 5/8" through 1-1/4" thick. The bits are available individually or as a two-piece set. Use in a table-mounted router.

ØD	ØD1	a°	B	B1	Ød	L	Description	Tool No.
1-1/4	9/16	15°	1-1/4	1/4	1/2	2-3/4	Wedge Groove	55410
1-1/4	9/16	15°	1-1/4	7/16	1/2	2-3/4	Wedge Tongue	55412
Complete Wedge T & G (2 piece set)								55414



## OGEE WINDOW SASH & RAIL

With Ball Bearing Guide


Carbide Tipped • 2 Flute



This reversible assembly is designed to cut window sash and glass door parts, including rails, stiles, mullions, and muntins, on stock between 1-1/8" and 1-3/4" thick. Assembly includes an ogee profile cutter, a rabbet cutter, one bearing, a 1/2" shank arbor, spacers, shims, and washers. Configure as shown in the drawing to cut profile and rabbet on all parts. Switch bearing and profile cutter and replace rabbet cutter with spacers to rout the copes. Use in a table-mounted router.

ØD	R	'A' Reveal	B	B1	B2	B3	Ød	L	Tool No.
1-3/8	1/8	1/4	1-13/16	5/16	5/8	7/8	1/2	3-3/4	55340
1-3/8	1/8	—	21/32	1/16	27/64	—	1/2	2-1/8	55341
1-9/64	1/8	—	43/64	5/16	—	—	1/2	2-1/8	55343 <b>NEW</b>

Each Ogee Window Sash & Rail Cutter includes  
**Full Color Instruction Manual**  
Learn Step-by-Step with Master Craftsman Lonnie Bird



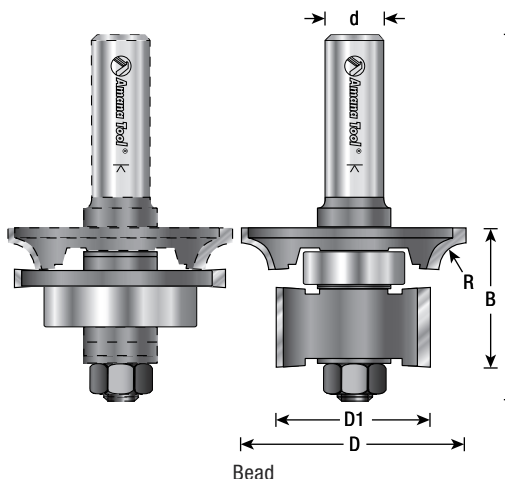
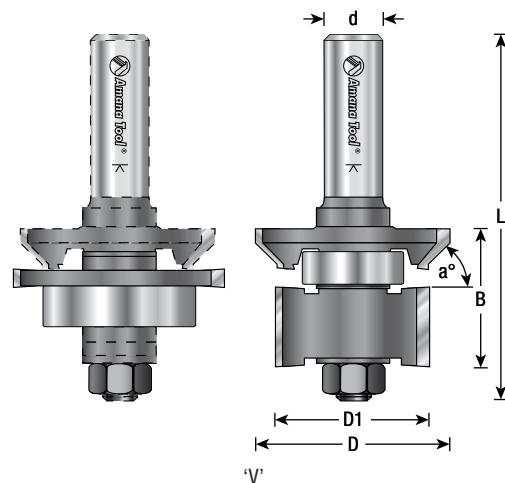
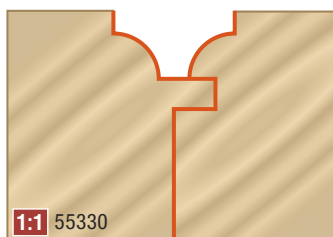
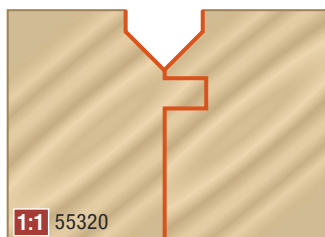
## BEAD AND 'V' PANELING ASSEMBLY

With Ball Bearing Guide

Carbide Tipped • 2-Wing

These assemblies are designed to cut tongue & groove joinery for solid wood paneling. Two patterns, a 1/4" bead (#55330) or a 45° 'V' (#55320), are available individually or as a set. Each assembly comprises a profile cutter, a rabbet cutter and a groove cutter, two different-size bearings, a 1/2" shank arbor, and a selection of washers, shims and spacers. Assemble the profile cutter, small bearing, and rabbet cutter as shown in the solid drawing to cut the tongue. To rout the groove, mount the groover and large bearing with the profiler, as shown in the ghosted drawing. The tool will work with stock from 1/2" through 1" thick.

ØD	ØD1	R	a°	B	Ød	L	Type	Tool No.
1-13/16	1-5/16	—	45°	1/2 to 1-3/16	1/2	3-1/8	'V'	55320
1-15/16	1-5/16	1/4	—	1/2 to 1-3/16	1/2	3-1/8	Bead	55330



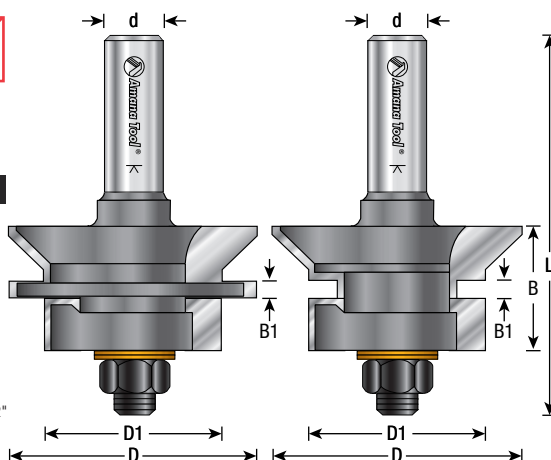
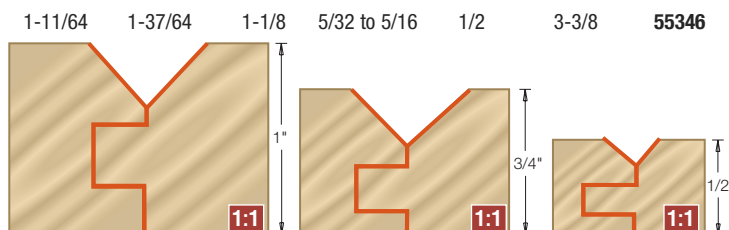
Solid Surface

Industrial Quality  
**Router Bits**

## ADJUSTABLE 'V' PANEL SET

Carbide Tipped • 2 Flute

This assembly is designed to create attractive 'V' groove paneling. Included in this set are spacers to produce 'V' paneling from 1/2", 3/4" or 1" thick stock.







Straight  
Plunge



Trimming



Signmaking



Grooving



Profiling



Architectural



Jointing



Flooring



Door  
Making



Solid Surface



Solid Surface



Solid Surface



Solid Surface



Solid Surface



Solid Surface



Solid Surface



Solid Surface

# SOLID WOOD FLOORING SOLUTIONS



## SOLID WOOD TONGUE AND GROOVE FLOORING SETS

*With Nail Slot*

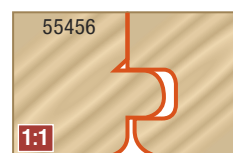
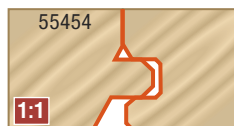
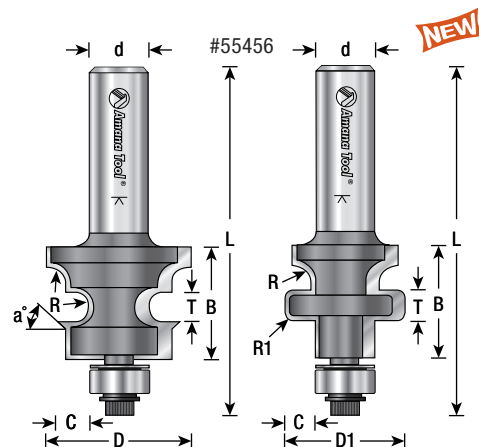
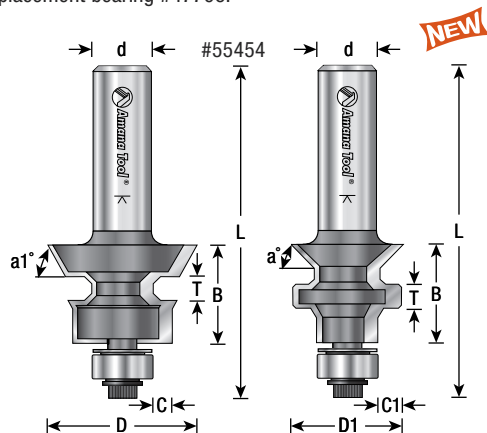
**Carbide Tipped • 2 Flute**

Build your own wood floor with the **wood of your choice!** Amana Tool® now has the solution for this task. Set #55456 was designed for 5/8" to 3/4" stock thickness, while set #55454 is for 1/2" to 5/8" stock thickness.



Material Size	ØD	ØD1	a°	a1°	R	R1	T	C	C1	B	d	L	Tool No.
1/2 to 5/8	1-1/4	15/16	45°	60°	—	—	13/64	.163	.197	3/4	1/2	2-3/4	55454
5/8 to 3/4	1-13/64	1	45°	—	1/8	1/16	1/4	1/4	—	15/16	1/2	2-7/8	55456

Replacement bearing #47706.



**Tongue & Groove Shaper Cutters for Custom Wood Flooring**

See page 292.

## FLUSH TRIM PLUNGE TEMPLATE

*With Upper Ball Bearing*

### Carbide Tipped • 2 Flute


This bit is essentially a plunge-cutting straight with a shank-mounted ball-bearing pilot. It is a versatile bit, useful for template/pattern routing of parts, joints, and internal cuts, and can be used in handheld and table-mounted routers. The template is attached to the workpiece, and the pilot bearing rides along its edge as the cutting edges rout the workpiece, forming an exact duplicate of the template. With a handheld router, the pattern is on top of the work; with a table-mounted router, the pattern is underneath the work.

#### 1/4" Shank

ØD	B	Ød	L	Replacement Bearing	Collar	Tool No.
1/2	3/8	1/4	2-1/4	47701	47724	45481 *
1/2	1/4	1/4	1-5/8	47701	47724	45460-S
1/2	1/2	1/4	1-15/16	47706	—	47174 †
1/2	1/2	1/4	2	47701	47724	45487
1/2	3/4	1/4	2-1/4	47701	47724	45491

\* For use on hardwood & flooring medallions. See page 33 for additional flooring bits.

† Replaces Ocemco TA-170. See page 38 for more info.



## FLOORING


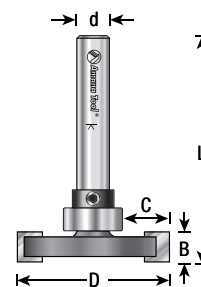
*For "Undercutting"*

### Carbide Tipped • 2 Flute

#### Straight Dedicated Cutter With Changeable Bearings

These bits are designed for slotting wood flooring, inlays and medallions.

ØD	C	B	Ød	L	Replacement Bearing	Collar	Tool No.
.894	5mm	4.5mm	1/4	2-1/4	47701	47724	45663
1-1/4	3/8	1/4	1/4	1-7/8	47701	47724	45668
1-1/4	1/4	1/4	1/4	1-7/8	47714	47724	45669
1-1/8	1/4	1/8	1/4	1-7/8	47712	47724	45672
1-1/4	3/16	5/32	1/4	1-7/8	47708	47724	45674



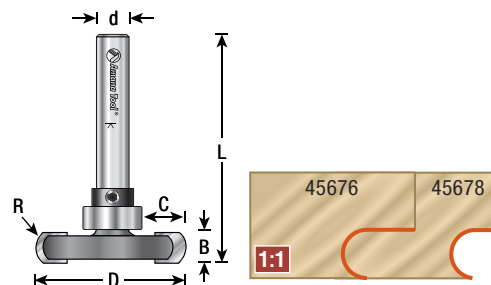
## FLOORING

### Carbide Tipped • 2 Flute


#### Rounded Dedicated Cutter With Changeable Bearings

ØD	R	C	B	Ød	L	Replacement Bearing	Collar	Tool No.
1-1/4	1/8	3/8	1/4	1/4	1-7/8	47701	47724	45676
1-1/4	1/8	5/16	1/4	1/4	1-7/8	47712	47724	45678

**Note:** See page 36 for upper bearing bits used in flooring industry.  
For medallion inserts (#45481, #45460-S, #45462-S, #45464-S).



**Floor King™ Carbide Tipped Undercut Saw Blades For  
Crain™ & Roberts® Saws** Visit [www.timberline-amana.com](http://www.timberline-amana.com)



Trimming



Signmaking



Grooving



Profiling



Architectural



Jointing



Flooring



Door Making



Solid Surface



Industrial Quality



Router Bits

3D renderings & tool illustrations **not** shown at actual size. Visit our website for additional 1:1 profiles.

**Warning:** Before use, read router bit safety guidelines on pages 186-188.





Straight  
Plunge



Trimming



Signmaking



Grooving



Profiling



Architectural



Jointing



Flooring



Door  
Making



Solid Surface

Industrial Quality  
**Router Bits**

# RATTLE-FREE CABINET DOORS

DESIGNED TO ACCOMMODATE  
UNDERSIZED PLYWOOD FLAT PANELS



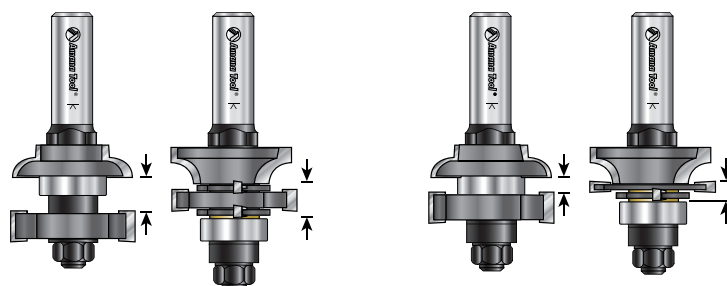
See Page 326  
for Instile & Rail System™  
Adjustable Tongue & Groove  
Insert Shaper Cutter Set.



**instile™**  
& RAIL SYSTEM

## CUT PRECISE GROOVES TO PROVIDE UNDERSIZED PLYWOOD VENEERED PANELS WITH A SNUG RATTLE-FREE FIT.

- Adjust the panel groove width (3/16" to 9/32" for 1/4" plywood), (7/16" to 17/32" for 1/2" plywood).
- Cuts frame stock from 5/8" through 1-1/4" thickness.
- Designed to cut precise grooves to provide undersized plywood veneered panels with a snug rattle-free fit.
- Each set includes 2 pcs. (1 for stile cuts & 1 for rail cuts & shims).



**"Thick" Configuration Assembly**  
7/16" to 17/32" for 1/2" plywood  
panel (1-1/4" doors)

Shim Set



**"Thin" Configuration Assembly**  
3/16" to 9/32" for 1/4" plywood  
panel (3/4" doors)

Each Instile & Rail System™ includes  
**Full Color Instruction Manual**  
Learn Step-by-Step with Master Craftsman Lonnie Bird



**Watch Video Online**  
[www.amanatool.com/instile](http://www.amanatool.com/instile)





# FLAT PANEL STILE & RAIL SETS *With Ball Bearing Guide*


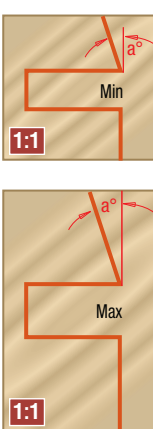
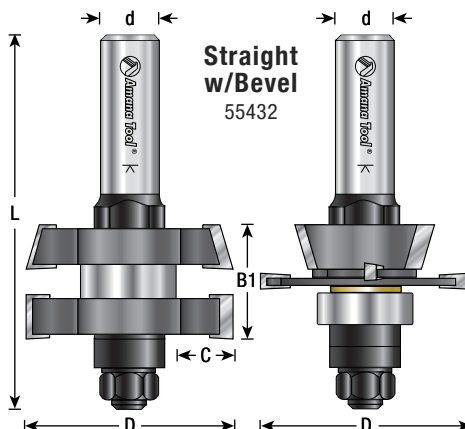
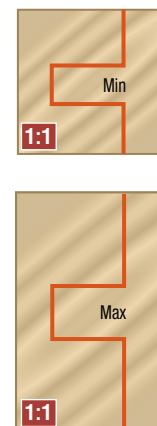

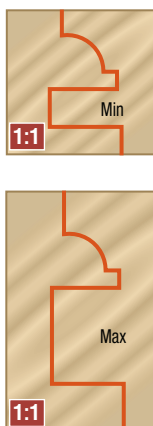
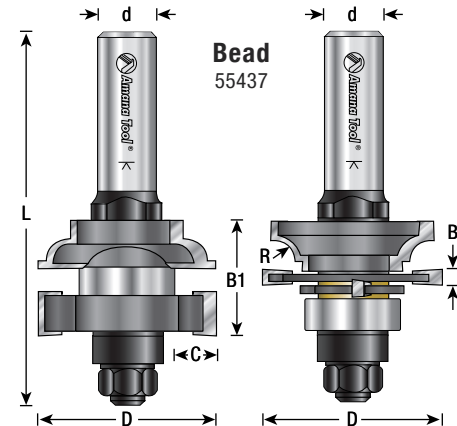
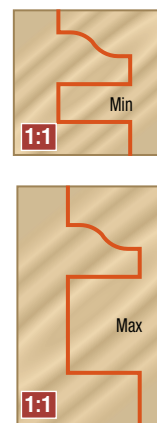
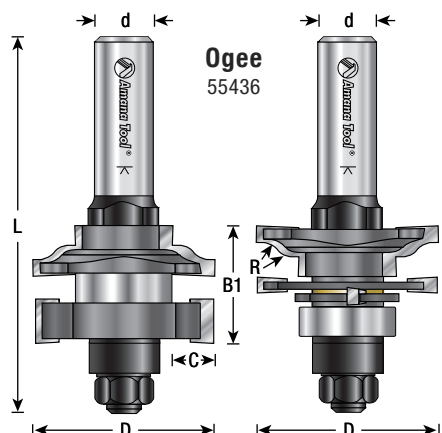
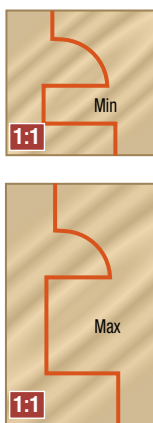
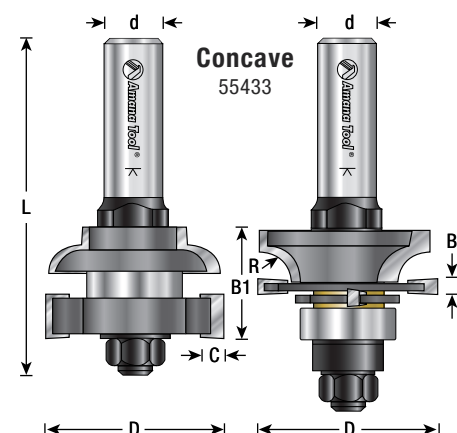
Carbide Tipped

5/8" to 1-1/4" Material

Bits in these sets have profile and groove or rabbet cutters and ball-bearing guide mounted on a 1/2" shank. Respacing of the components should only be necessary – using the provided shims – after the cutters have been resharpened. Guide straight cuts with the fence; use the pilot bearing only for cuts on curved rails or stiles.



ØD	R	a°	B to B1	C	Ød	L	Type	Tool No.
1-5/8	5/32	—	5/8 to 1-1/4	3/8	1/2	3-11/32	Concave	55433
1-5/8	1/4	—	5/8 to 1-1/4	3/8	1/2	3-11/32	Ogee	55436
1-5/8	3/16	—	5/8 to 1-1/4	3/8	1/2	3-11/32	Bead	55437
1-5/8	—	—	5/8 to 1-1/4	3/8	1/2	3-11/32	Mission (Straight)	55438
1-7/8	—	—	5/8 to 1-1/4	1/2	1/2	3-11/32	Mission (Straight)	55439
1-7/8	—	18°	5/8 to 1-1/4	1/2	1/2	3-11/32	Straight with Bevel	55432



3D renderings & tool illustrations **not** shown at actual size. Visit our website for additional 1:1 profiles.

**Warning:** Before use, read router bit safety guidelines on pages 186-188.



Straight Plunge

Trimming

Signmaking

Grooving

Profiling

Architectural

Joining

Flooring

Door Making

Solid Surface

Industrial Quality  
**Router Bits**





Straight  
Plunge



Trimming



Signmaking



Grooving



Profiling



Architectural



Jointing



Flooring



Door  
Making



Solid Surface

Industrial Quality  
**Router Bits**



**instile™**  
& RAIL SYSTEM



## ADJUSTABLE INSERT CARBIDE MISSION TONGUE & GROOVE SET

For 5/8" to 1-3/16" Material

Adjust the panel groove width from 5.4mm to 6.6mm using the easy to use adjustment knob – no shims necessary.

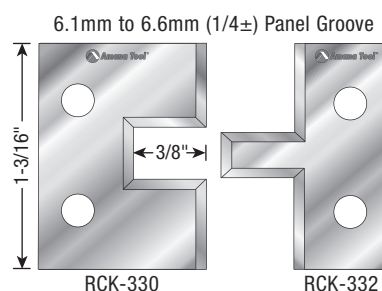
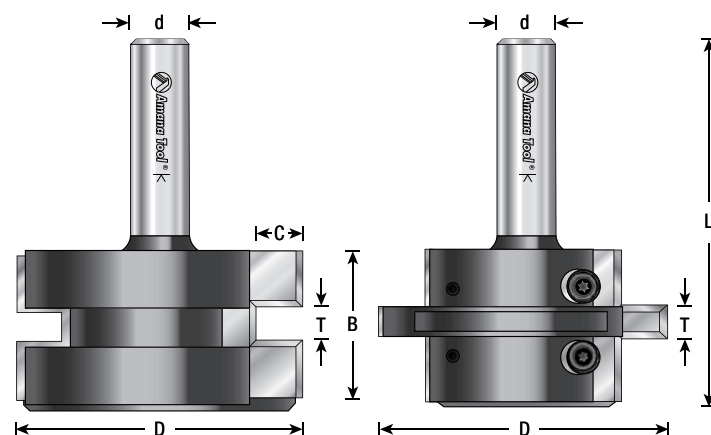
The perfect fix for undersized plywood flat panel "Mission Style, Arts & Crafts and Shaker" cabinet doors!

Set includes unique adjustment system

- Designed to cut precise grooves to provide undersized plywood veneered panels with a snug rattle-free fit.
- Each set includes 2 pcs. (1 for stile cuts & 1 for rail cuts).

ØD	B	Ød	C	T	L	Max. RPM	Tool No.
2-3/8	1-3/16	1/2	3/8	6.1mm to 6.6mm (1/4±)	2-15/16	18,000	RC-4022


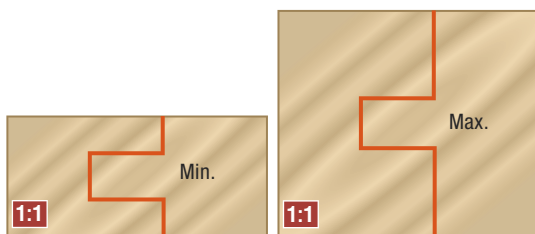
Replacement knives sold individually (2 replacement knives required per bit).



See Page 296 for  
Instile & Rail System™ Tongue  
& Groove Shaper Cutters Sets.



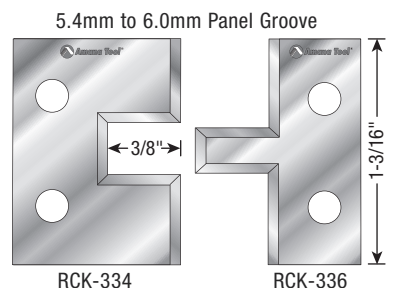
See Page 326 for  
Instile & Rail System™  
Tongue & Groove Insert Carbide  
Shaper Cutter Set.



Top View

### Optional Knives:

- For 5.5mm undersized 1/4" plywood.
- For 5.9mm oversized 1/4" veneered plywood.



## 2-PIECE STILE & RAIL SETS

*With Ball Bearing Guide*



### Carbide Tipped • 2-Wing

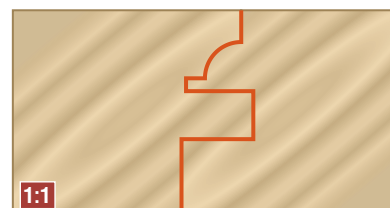
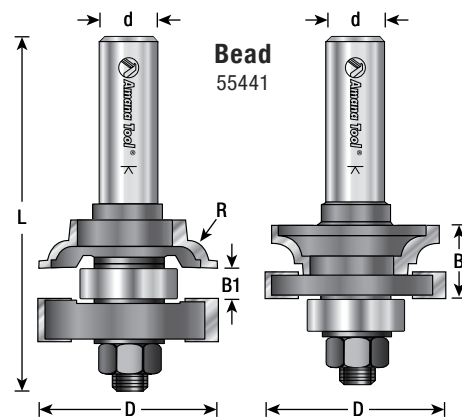

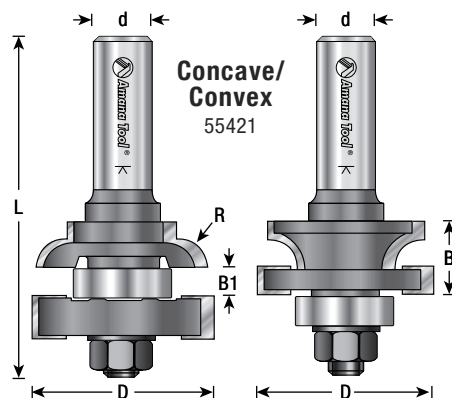

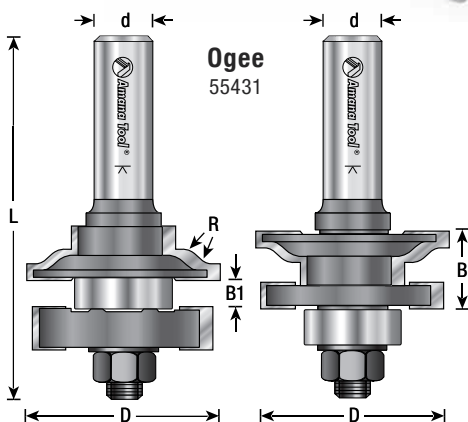
Our stile and rail sets give you two complete bits, one for doing the rail cuts, one for the stiles. Make cabinet doors and all varieties of frame-and-panel assemblies for furniture and architectural applications. These sets are offered in two configurations, one for working material up to 1" thick, the other for material between 5/8" and 7/8" in thickness. The same three profiles are available in either configuration.

### 3/4" Material

Bits in this set have profile and groove or rabbet cutters and ball-bearing guide mounted on a 1/2" shank. Respacing of the components should only be necessary – using the provided shims – after the cutters have been resharpened. Use in a table-mounted router. Guide straight cuts with the fence; use the pilot bearing only for cuts on curved rails or stiles.

ØD	R	B	B1	Ød	L	Type	Tool No.
1-5/8	1/4	11/16	1/4	1/2	3-1/8	Concave	55421
1-5/8	1/4	11/16	1/4	1/2	3-1/8	Ogee	55431
1-5/8	3/16	11/16	1/4	1/2	3-1/8	Bead	55441

Complete listing of replacement parts can be found online at [www.amanatool.com](http://www.amanatool.com)



Straight Plunge



Trimming



Signmaking



Grooving



Profiling



Architectural



Jointing



Flooring



Door Making



Solid Surface

Industrial Quality  
**Router Bits**

3D renderings & tool illustrations **not** shown at actual size. Visit our website for additional 1:1 profiles.

**Warning:** Before use, read router bit safety guidelines on pages 186-188.





Straight  
Plunge



Trimming



Signmaking



Grooving



Profiling



Architectural



Joining



Flooring

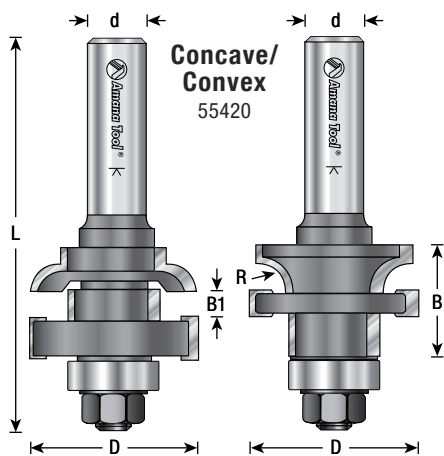


Door  
Making

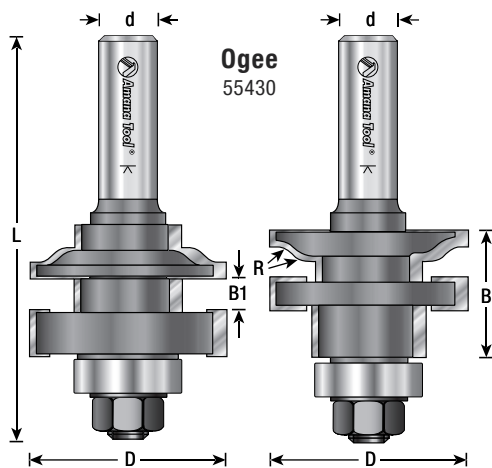



Solid Surface

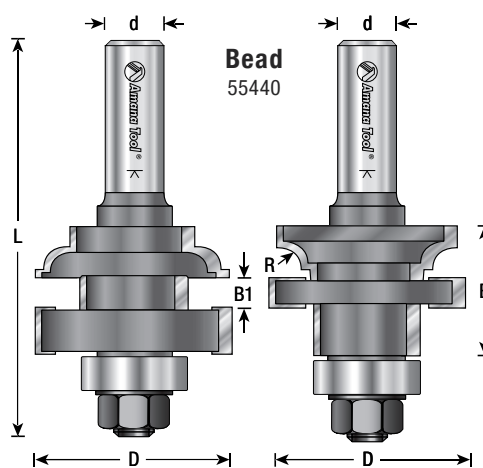

Industrial Quality  
**Router Bits**



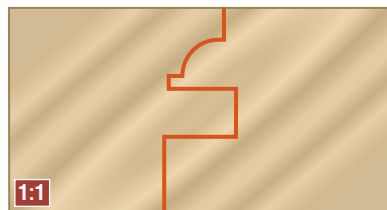
**Concave/  
Convex**  
55420



**Ogee**  
55430



**Bead**  
55440



## 2-PIECE STILE & RAIL SETS

*With Ball Bearing Guide*



**Carbide Tipped • 2-Wing • 3/4" to 1" Material**

In addition to the components provided with sets of the first type, these sets include two trim cutters for stock 7/8" through 1" in thickness. (These trim cutters can be removed for making bearing-guided cuts on stock under 7/8" thick.) Use in a table-mounted router. Guide straight cuts with the fence, setting it tangent to the trim cutters. Use the pilot bearing only for cuts on curved rails or stiles; for cuts on curved parts 7/8" to 1" thick, a template must be used.

ØD	R	B	B1	Ød	L	Type	Tool No.
1-5/8	1/4	1-1/16	1/4	1/2	3-5/16	Concave	55420
1-5/8	1/4	1-1/16	1/4	1/2	3-5/16	Ogee	55430
1-5/8	3/16	1-1/16	1/4	1/2	3-5/16	Bead	55440

Individual Components: Description	Qty. Required for Tool No.			Order #
	55420	55430	55440	
Concave Profile Cutter	1	—	—	55422
Concave Cope Cutter	1	—	—	55424
Ogee Profile Cutter	—	1	—	55352
Ogee Cope Cutter	—	1	1	55434
Bead Profile Cutter	—	—	1	55442
Bead Cope Cutter	—	—	1	55444
.250" Groove Cutter	1	1	1	55354
.300" Trim Cutter (.865" dia.)	1	1	1	55448
.433" Trim Cutter (.865" dia.)	1	1	1	55450
.400" Rabbet Cutter (1.615" dia.)	1	1	1	55452
.865" Ball Bearing	2	2	2	47708
1/2" Shank Arbor With Nut	2	2	2	47622
.002" Shims	4	4	4	55356
.040" Shims	4	4	4	55402
.004" Shims	4	4	4	55357
3.6mm Spacers	4	4	4	55367

3D renderings & tool illustrations **not** shown at actual size. Visit our website for additional 1:1 profiles.

⚠ **Warning:** Before use, read router bit safety guidelines on pages 186-188.

# REVERSIBLE STILE & RAIL ASSEMBLIES

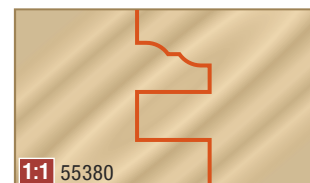
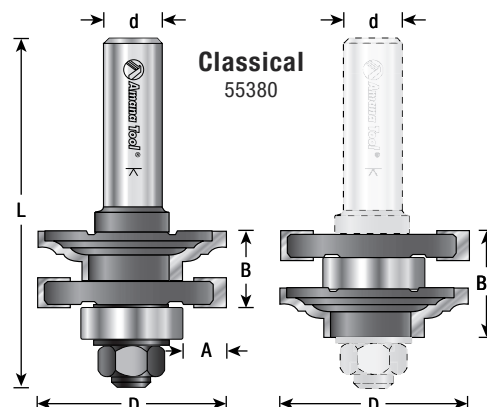
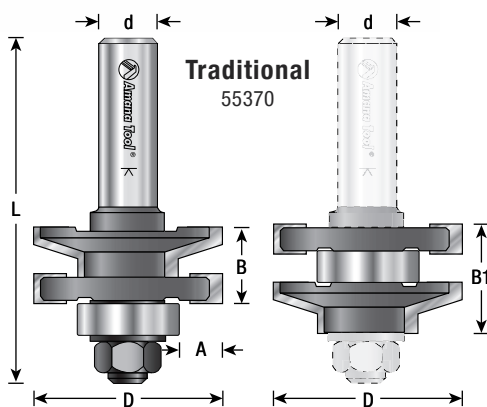
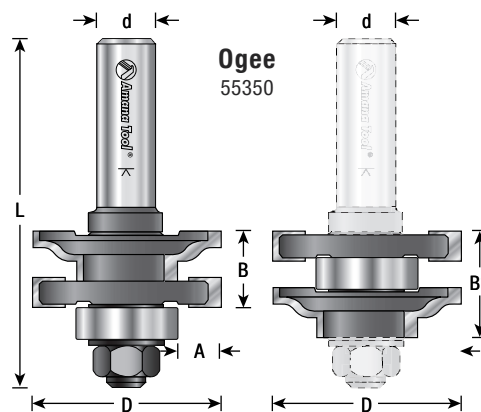
With Ball Bearing Guide

Carbide Tipped • 2-Wing • 3/4" Material

Cut both the stiles and rails with a single economical assembly. Switch from the stile cut to the rail cut simply by rearranging the cutters and bearing on the arbor. Because the profile and the cope are cut with the same cutter, you get a perfect fit. The assembly order for each setup is shown in the drawing. Use in a table-mounted router. Guide straight cuts with the fence; use the pilot bearing only for cuts on curved rails or stiles.

ØD	Pattern Type	'A' Reveal	B	B1	Ød	L	Tool No.
1-5/8	Ogee	3/8	11/16	7/8	1/2	3	55350
1-5/8	Traditional	3/8	11/16	7/8	1/2	3	55370
1-5/8	Classical	3/8	11/16	7/8	1/2	3	55380

**Note:** Stile & Rail assemblies can be used on 5/8" through 7/8" material. Tongue & Groove can be used on 1/2" through 3/4" material.



Industrial Quality  
**Router Bits**

3D renderings & tool illustrations **not** shown at actual size. Visit our website for additional 1:1 profiles.

**Warning:** Before use, read router bit safety guidelines on pages 186-188.







Straight  
Plunge



Trimming



Signmaking



Grooving



Profiling



Architectural



Jointing



Flooring




Door  
Making



Solid Surface

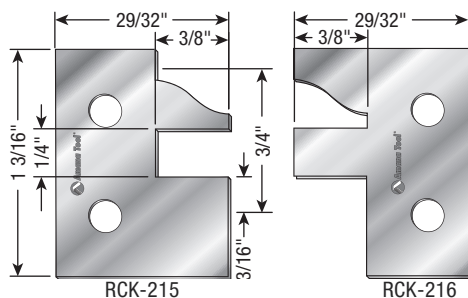
Industrial Quality  
**Router Bits**



1:1



### Ogee Knives Included



## INSERT CARBIDE STILE & RAIL SET

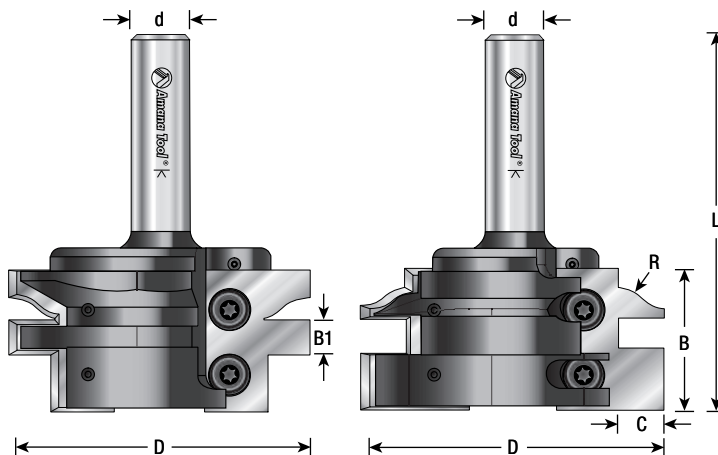
For 3/4" To 1-3/16" Material



Our stile and rail sets give you two complete bits, one for doing the rail cuts and one for the stiles. Make cabinet doors and all varieties of frame-and-panel assemblies for furniture and architectural applications.

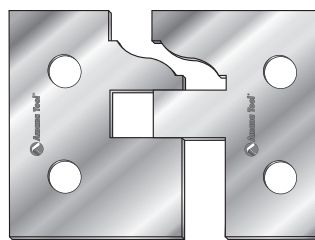
ØD	B	B1	R	Ød	C	L	Max. RPM	Tool No.
2-5/8	1-11/64	1/4	1/4	1/2	3/8	3-1/8	18,000	RC-1130 *

\* Set comes with Ogee Knives installed (RCK-215 & RCK-216)



Additional knives sold separately.

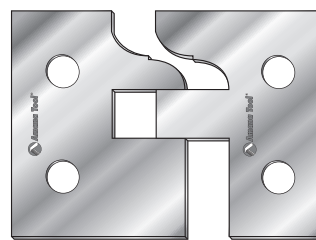
### Ogee Fillet



RCK-211

RCK-212

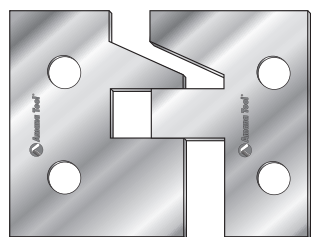
### Classical



RCK-213

RCK-214

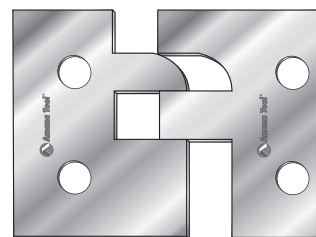
### Traditional



RCK-217

RCK-218

### Concave Convex



RCK-219

RCK-221

## ONE PIECE STILE & RAIL

### Carbide Tipped • 2 Flute



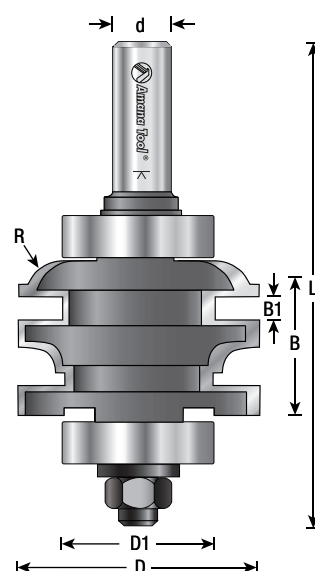
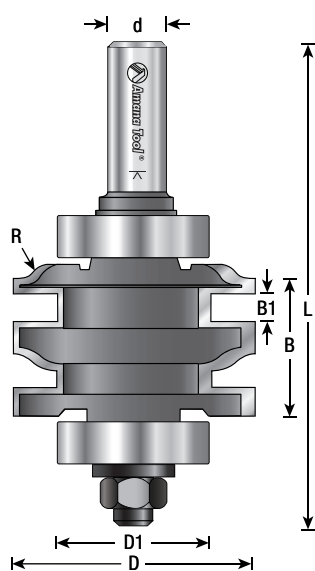
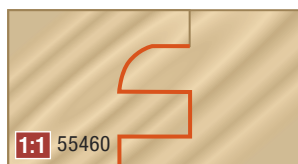
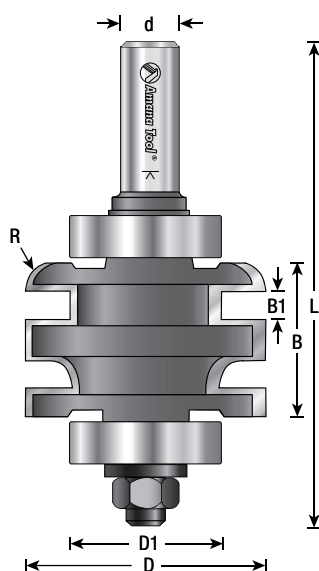
These one piece stile & rail bits are an easy and effective technique for creating cabinet door frames. You simply adjust the height of the bit accordingly in the router table to cut the profile cut (with bit lowered in the table) and the cope cut (with bit raised in the table).

ØD	ØD1	R	B	B1	Ød	L	Tool No.
2	1-1/4	7/32	1-9/32	15/64	1/2	4-3/32	55460
2	1-1/4	7/32	1-9/32	15/64	1/2	4-3/32	55462
2	1-1/4	9/32	1-9/32	15/64	1/2	4-3/32	55464

Replacement bearing #47744 (2 required).

Replacement nut #67131.

Replacement washer #67125.



Straight Plunge



Trimming



Signmaking



Grooving



Profiling



Architectural



Jointing




Flooring



Door Making



Solid Surface



3D renderings & tool illustrations **not** shown at actual size. Visit our website for additional 1:1 profiles.

**Warning:** Before use, read router bit safety guidelines on pages 186-188.



Industrial Quality  
**Router Bits**



Straight  
Plunge



Trimming



Signmaking



Grooving



Profiling



Architectural



Jointing



Flooring



Door  
Making



Solid Surface

Industrial Quality  
**Router Bits**


## CABINET DOOR & DRAW EDGE FRONT FACE EDGE



### Carbide Tipped • 2 Flute

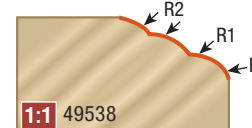
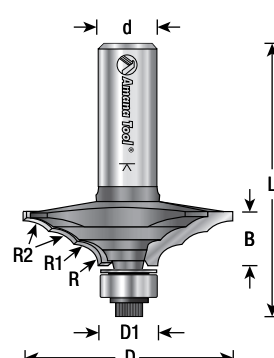
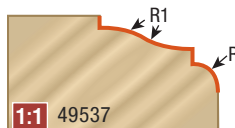
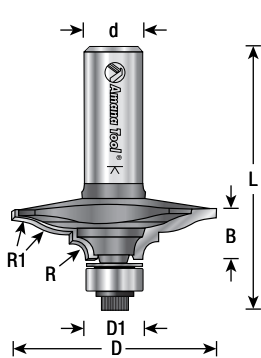
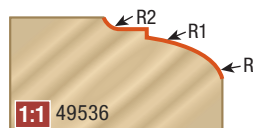
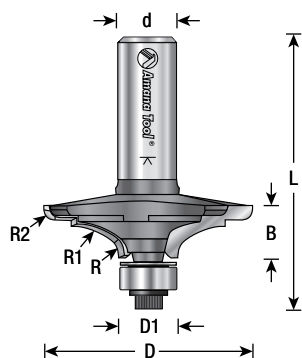
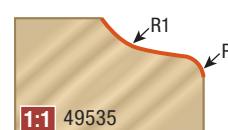
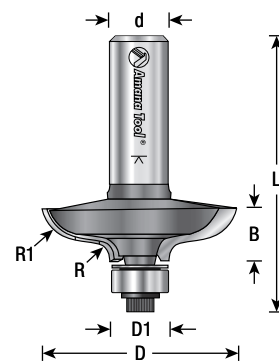
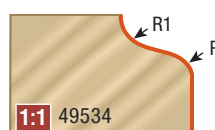
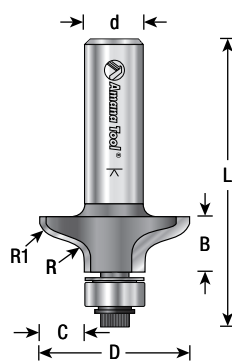
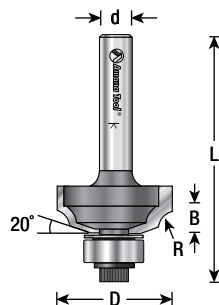
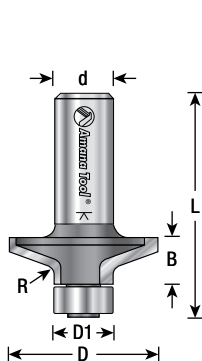
Cuts a decorative edge on cabinet fronts.

Shallow design will also work well with European hinges.



ØD	ØD1	R	R1	R2	B	C	Ød	L	Tool No.
1-1/4	1/2	5/64	—	—	3/8	—	1/2	1-7/8	49530
15/16	—	9/64	—	—	1/4	—	1/4	1-5/8	49532 <b>NEW</b>
1-1/4	—	7/32	9/64	—	—	3/8	1/2	1-15/16	49534 <b>NEW</b>
1-5/8	1/2	1/8	11/32	—	7/16	—	1/2	2-19/16	49535 <b>NEW</b>
1-3/4	1/2	1/8	17/32	3.32mm	7/16	—	1/2	2-1/4	49536 <b>NEW</b>
1-3/4	1/2	1/8	31/64	—	7/16	—	1/2	2-1/4	49537 <b>NEW</b>
1-3/4	1/2	3/32	1/4	17/64	7/16	—	1/2	2-9/32	49538 <b>NEW</b>

Replacement bearing #47706.



3D renderings & tool illustrations **not** shown at actual size. Visit our website for additional 1:1 profiles.

**Warning:** Before use, read router bit safety guidelines on pages 186-188.


## CNC INSERT CARBIDE CABINET DOOR EDGE



This innovative cutter is part of our patent pending Nova System (see pages 82–83). The hard, durable carbide blades provide durability, even on abrasive sheet stock. And because the profiles are interchangeable, you'll only need to purchase one bit. Choose from a wide variety of popular profiles illustrated below.


ØD	B	Ød	L	L1	Max RPM	Tool No.
40mm (1-1/2)	17.5mm (11/16)	3/4	110.5mm (4-3/8)	2.5mm (3/32)	28,000	RC-2470 *

\* NRC-A13 included.



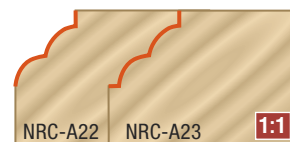

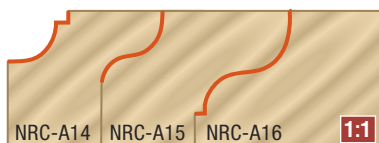
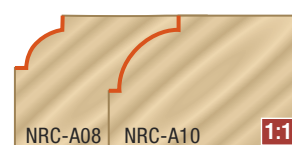
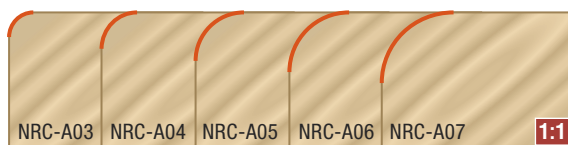
**CNC  
USE ONLY**

Includes both concave and convex knife retainers.



## MULTI-FACE PROFILES

For use with #RC-2470 cutter (above).



3D renderings & tool illustrations **not** shown at actual size. Visit our website for additional 1:1 profiles.

**Warning:** Before use, read router bit safety guidelines on pages 186–188.



Solid Surface

Industrial Quality  
**Router Bits**





Straight  
Plunge



Trimming



Signmaking



Grooving



Profiling



Architectural



Jointing



Flooring



Door  
Making



Solid Surface

Industrial Quality  
**Router Bits**

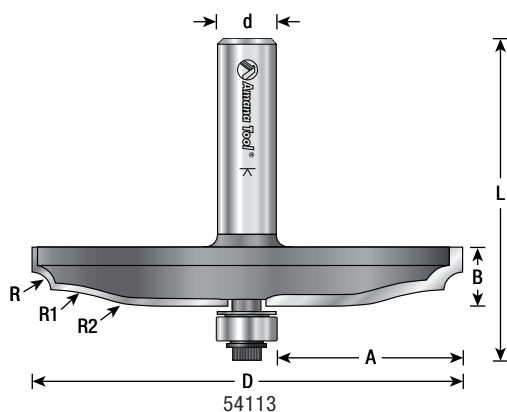


## RAISED PANEL <sup>NEW</sup> With Ball Bearing Guide



### Carbide Tipped • 2 Flute

Create raised panels for cabinet doors, frame-and-panel furniture, and architectural paneling with a raised-panel bit. The cutter forms a fillet to delineate the raised field, a shaped band around the field, and an integral tongue to fit the panel groove in the frame members. The profile contour and the reveal width varies. All tools have 1/2" shanks. Must be used in a table-mounted 3+ horsepower router and run at reduced speed. Use these bits for panels with curved edges. Multiple passes recommended.

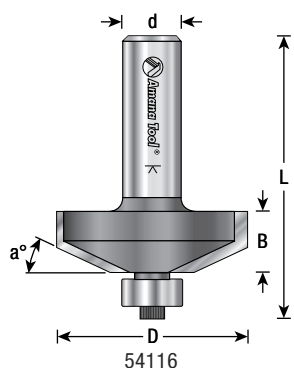
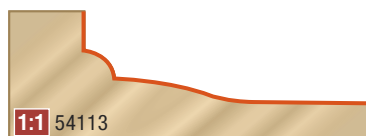


### Architectural



ØD	*'A' Reveal	R	R1	R2	B	Ød	L	Tool No.
3-9/16	*1-17/32	5/32	1-23/32	57/64	1/2	1/2	2-1/4	54113

Replacement bearing #47706.



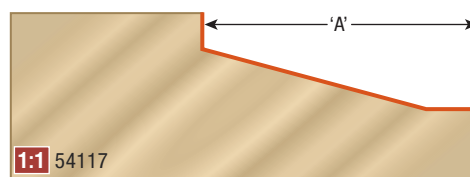
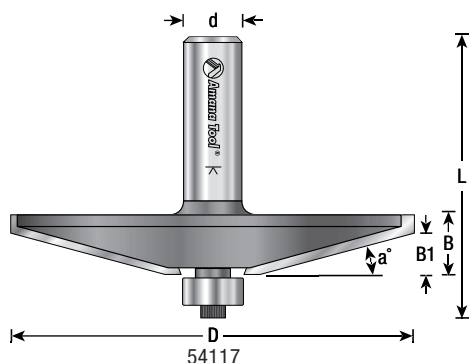
### Traditional



ØD	*'A' Reveal	a°	B	B1	Ød	L	Tool No.
1-5/8	*9/16	25°	1/2	—	1/2	2-3/8	54116
3-3/8	*1-7/16	15°	1/2	5/16	1/2	2-3/8	54117 <sup>△14</sup>

Replacement bearing #47706.

<sup>△</sup> Warning: Maximum RPM <sup>△14</sup> = 14,000



\* Note: Reveal ('A') on all tools shown above, reflects the total length of cut. Therefore, you must deduct 3/8" (usually) for allowing the panel to recess into the frame.

3D renderings & tool illustrations **not** shown at actual size. Visit our website for additional 1:1 profiles.

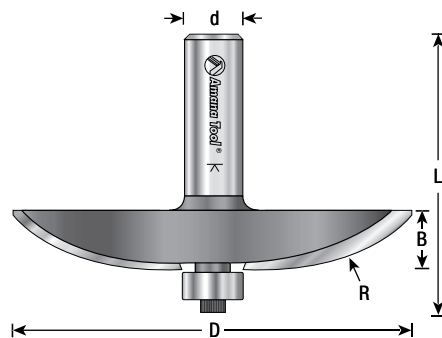
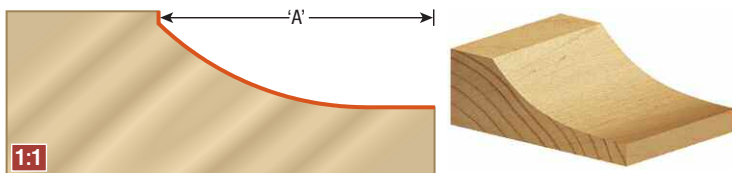
<sup>△</sup> Warning: Before use, read router bit safety guidelines on pages 186-188.

## Cove

ØD	**A' Reveal	R	B	Ød	L	Tool No.
3-3/8	*1-7/16	1-9/16	1/2	1/2	2-3/8	54119 $\Delta_{14}$

Replacement bearing #47706.

$\Delta$  Warning: Maximum RPM  $\Delta_{14}$  = 14,000

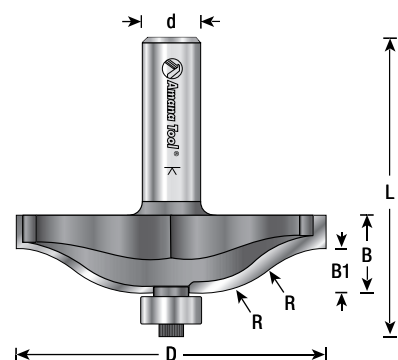
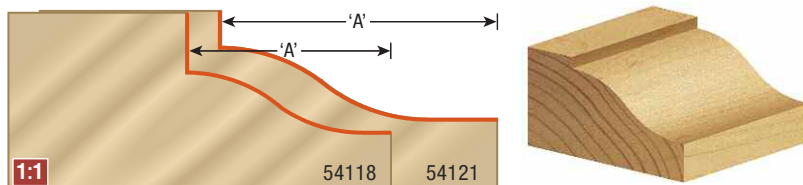


## Ogee

ØD	**A' Reveal	R	B	B1	Ød	L	Tool No.
2-5/8	*1-1/16	3/4	5/8	5/16	1/2	2-1/2	54118 $\Delta_{20}$
3-3/8	*1-7/16	7/8	9/16	3/8	1/2	2-1/2	54121 $\Delta_{14}$

Replacement bearing #47706.

$\Delta$  Warning: Maximum RPM  $\Delta_{14}$  = 14,000;  $\Delta_{20}$  = 20,000



## BUILDING A RAISED PANEL DOOR WITH LONNIE BIRD - #DVD-01-07

Master craftsman Lonnie Bird demonstrates the steps to construct a raised panel cabinet door using Amana Tool® router bits. All the important topics are covered including: Types of router bits, Stock preparation, Shaping the cope, Routing the profile, Shaping the panel and Assembly & Safety tips.

To order online – [http://www.amanatool.com/Lonnie\\_Bird.html](http://www.amanatool.com/Lonnie_Bird.html)



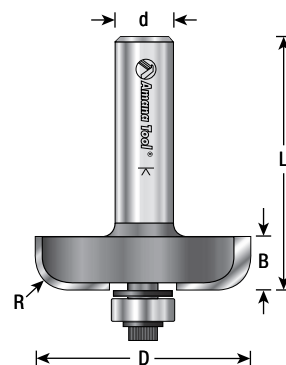
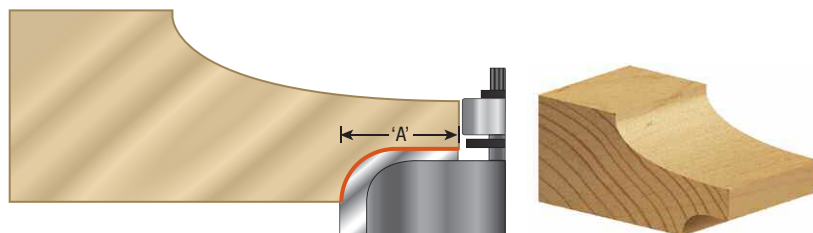
## RAISED PANEL BACK CUTTER

Carbide Tipped • 2 Flute

Designed to cut back side of raised panels for a flush alignment with door frames. This cutter can be used with any of our raised panel router bits found on pages 140 and 141.

ØD	**A' Reveal	R	B	Ød	L	Tool No.
1-3/4	5/8	1/4	7/16	1/2	2-1/16	54278

Replacement bearing #47706.



\* Note: Reveal ('A') on all tools shown above, reflects the total length of cut. Therefore, you must deduct 3/8" (usually) for allowing the panel to recess into the frame.

3D renderings & tool illustrations **not** shown at actual size. Visit our website for additional 1:1 profiles.

$\Delta$  Warning: Before use, read router bit safety guidelines on pages 186-188.



Straight Plunge



Trimming



Signmaking



Grooving



Profiling



Architectural



Jointing



Flooring



Door Making



Solid Surface

Industrial Quality  
**Router Bits**



Straight  
Plunge



Trimming



Signmaking



Grooving



Profiling



Architectural



Joining



Flooring

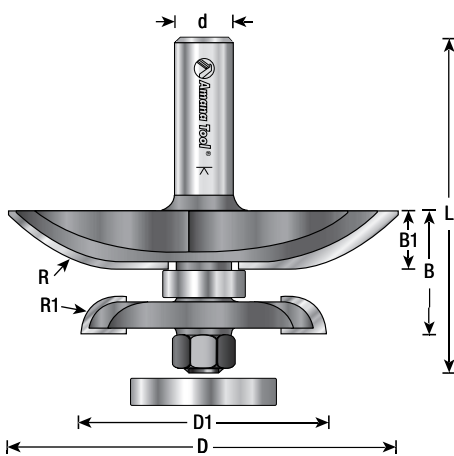
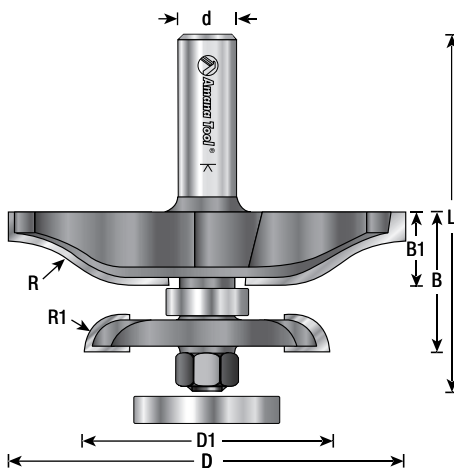
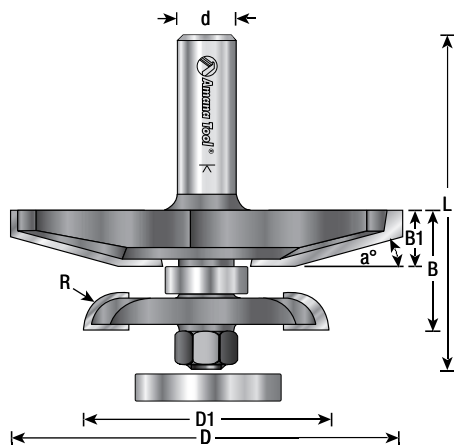


Door  
Making



Solid Surface

Industrial Quality  
**Router Bits**



## RAISED PANEL

*With Back Cutter*

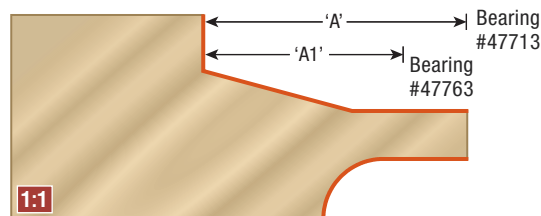


### Carbide Tipped • 2 Flute With Ball Bearing Guide

Raised panels fit standard panel grooves, even when the panel thickness exceeds 5/8". As the main cutter raises the front of the panel, the back cutter mills the back to produce a standard-thickness tongue around the panel. Each tool is supplied with two different guide bearings, enabling you to stage cuts on curved edges effectively and safely. All tools have 1/2" shanks. Must be used in a table-mounted 3+ horsepower router and run at reduced speed. Multiple passes recommended.

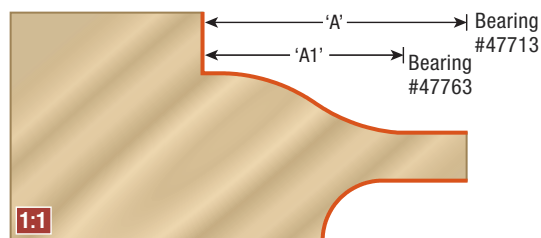
#### Traditional

ØD	ØD1	'A'* Reveal	** 'A1'	a°	R	B	B1	Ød	L	Tool No.
3-3/8	2-1/8	1-3/8	1-1/16	15°	5/16	1-1/16	1/2	1/2	2-15/16	54227 ♦ Δ12



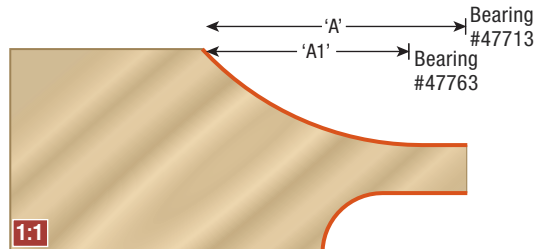
#### Ogee

ØD	ØD1	'A'* Reveal	** 'A1'	R	R1	B	B1	Ød	L	Tool No.
3-3/8	2-1/8	1-3/8	1-1/16	7/8	5/16	1-3/16	5/8	1/2	3-1/16	54221 ♦ Δ12



#### Cove

ØD	ØD1	'A'* Reveal	** 'A1'	R	R1	B	B1	Ød	L	Tool No.
3-3/8	2-1/8	1-3/8	1-1/16	1-9/16	5/16	1-1/16	1/2	1/2	2-15/16	54229 ♦ Δ12



\* **Note:** Reveal ('A') on all tools shown above, reflects the total length of cut. Therefore, you must deduct 3/8" (usually) for allowing the panel to recess into the frame.

\*\* **Note:** To receive ('A1') use bearing #47713. Bearing included with tool.

Replacement bearing #47713 (8mm x 16mm) and #47763 (8mm x 1-1/4").

Back Cutter #55435 = 1/4" Kerf; 5/16" Radius Cutter.

⚠ **Warning:** Maximum RPM Δ12 = 12,000

# ARCHITECTURAL DOOR NEW



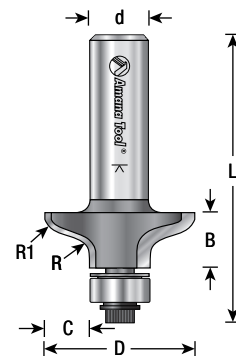

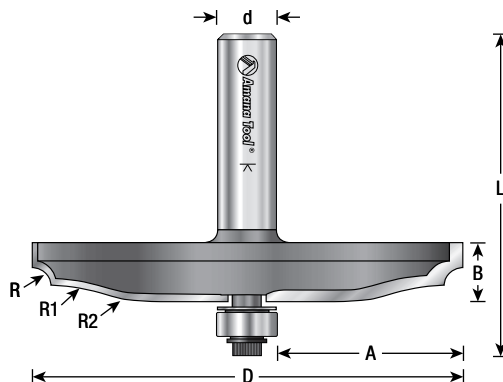

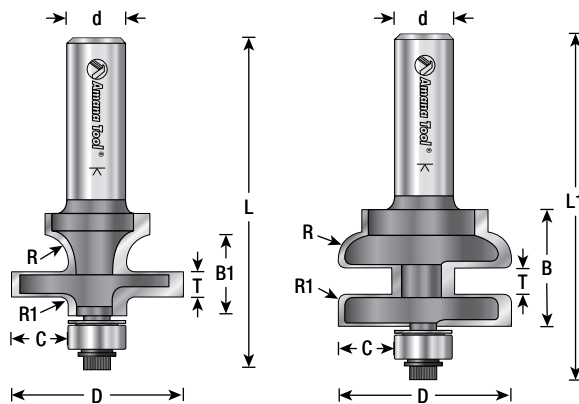
With Ball Bearing Guide

Carbide Tipped • 2 Flute



ØD	B	B1	R	R1	R2	C	A	T	Ød	L	L1	Type	Tool No.
1-15/32	1	55/64	1/4	5/64	—	1/2	—	7/32	1/2	2-1/2	2-15/64	Stile & Rail Set	55428
3-9/16	1/2	—	5/32	1-23/32	57/64	—	1-17/32	—	1/2	2-1/4	—	Raised Panel	54113
1-1/4	7/16	—	7/32	9/64	—	—	—	—	1/2	1-15/16	—	Door Edge	49534

Replacement bearing #47706.



3D renderings & tool illustrations **not** shown at actual size. Visit our website for additional 1:1 profiles.

**Warning:** Before use, read router bit safety guidelines on pages 186-188.







Straight  
Plunge



Trimming



Signmaking



Grooving



Profiling



Architectural



Jointing



Flooring

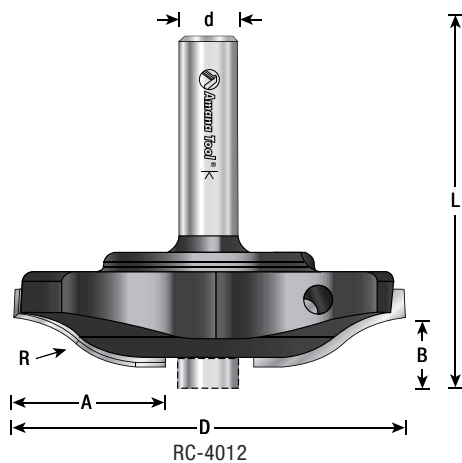


Door  
Making

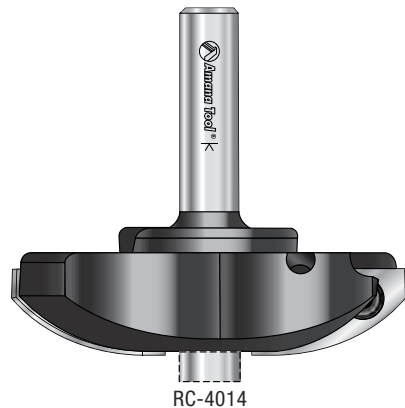


Solid Surface

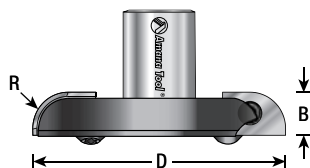
Industrial Quality  
**Router Bits**



RC-4012



RC-4014



## INSERT CARBIDE RAISED PANEL

### 2 Flute

Insert Raised panel bits for CNC machine or router table. Bits include ball bearing & anti-dust plug. May also be used with optional back cutter below.


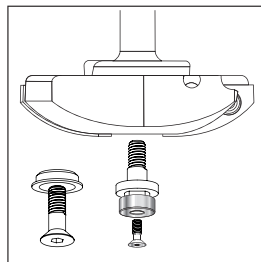


ØD	B	Ød	R	A	L	Type	Repl. T.C. Knife	Tool No.
3-3/8	3/4	1/2	7/8	1-3/8	2-3/4	Ogee	RCK-226	RC-4012*
3-3/8	27/32	1/2	1-37/64	1-7/16	2-7/8	Cove	RCK-228	RC-4014*


All above insert raised panel bits include plug, ball bearing and retaining screw.

Replacement bearing #47706.

\* Remove bearing before CNC use.



Ogee



Cove

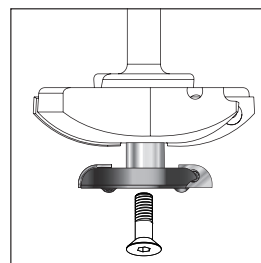
## BACK CUTTER (Optional)

For Above Insert Raised Panels

### 2 Flute



ØD	B	R	Repl. T.C. Knife	Tool No.
2-1/8	23/64	5/16	RCK-232	RC-4102

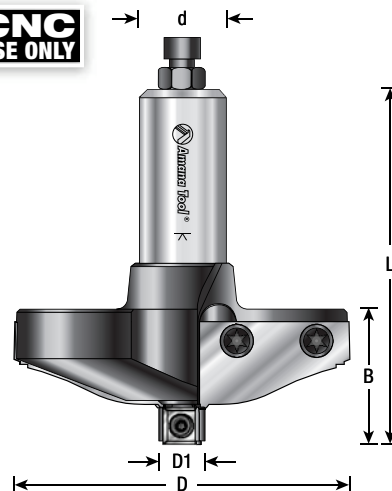


## CNC INSERT CARBIDE MULTI PROFILE RAISED PANEL

Insert profile router bit with two cutting flutes. Suitable for producing various raised panel profiles in softwood, hardwood and man-made boards. Tool can be supplied complete with a small trimmer for machining the edge of the panel. One router will take all eight different profiles. For use on routers and machining centers with CNC control.



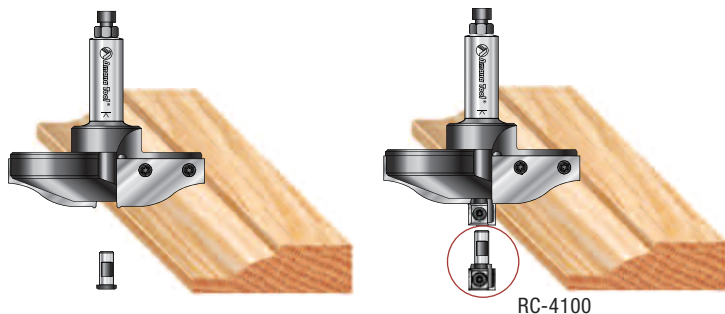
CNC  
USE ONLY



ØD	ØD1	B	Ød	L	Max RPM	Repl. T.C. Knife	Tool No.
112mm(4-7/16)	18mm(23/32)	28mm(1-1/8)	3/4	110mm(4-11/32)	12,000	RCK-200	RC-4000
112mm(4-7/16)	18mm(23/32)	28mm(1-1/8)	3/4	110mm(4-11/32)	12,000	RCK-210	RC-4001
112mm(4-7/16)	18mm(23/32)	28mm(1-1/8)	3/4	110mm(4-11/32)	12,000	RCK-220	RC-4002
112mm(4-7/16)	18mm(23/32)	28mm(1-1/8)	3/4	110mm(4-11/32)	12,000	RCK-230	RC-4003
112mm(4-7/16)	18mm(23/32)	28mm(1-1/8)	3/4	110mm(4-11/32)	12,000	RCK-260	RC-4006

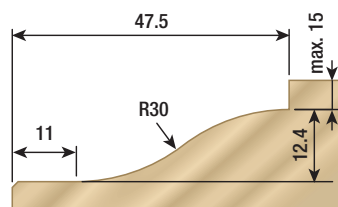
## TRIMMER BIT (Optional)

ØD1	B	B1	Ød	L	Repl. T.C. Knife	Tool No.
18mm(23/32)	12mm(15/32)	18mm(23/32)	8mm(5/16)	31mm(1-1/4)	AMA-12	RC-4100

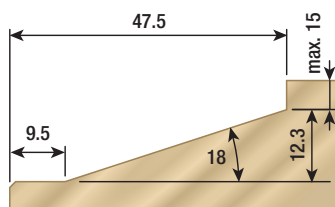


## INSERT CARBIDE KNIVES FOR MULTI PROFILE RAISED PANEL

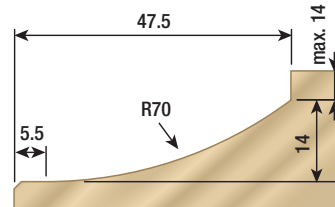
(Wood profiles not shown at actual size.)



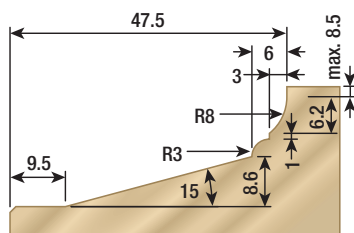
RCK-200



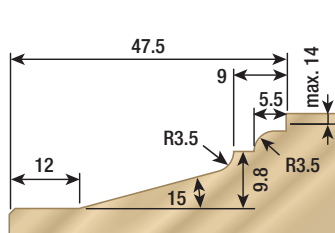
RCK-210



RCK-220



RCK-230



RCK-260

3D renderings & tool illustrations **not** shown at actual size. Visit our website for additional 1:1 profiles.

**Warning:** Before use, read router bit safety guidelines on pages 186-188.



Straight Plunge



Trimming



Signmaking



Grooving



Profiling



Architectural



Jointing



Flooring



Door Making



Solid Surface



Straight  
Plunge



Trimming



Signmaking



Grooving



Profiling



Architectural



Jointing



Flooring



Door  
Making



Solid Surface

Industrial Quality  
**Router Bits**



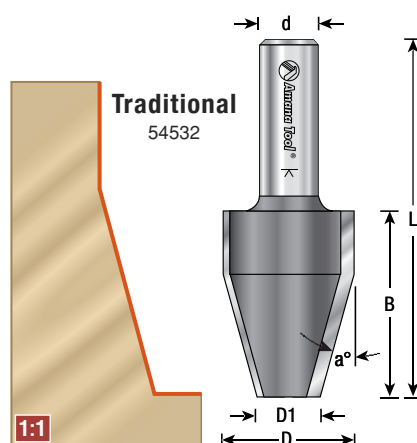
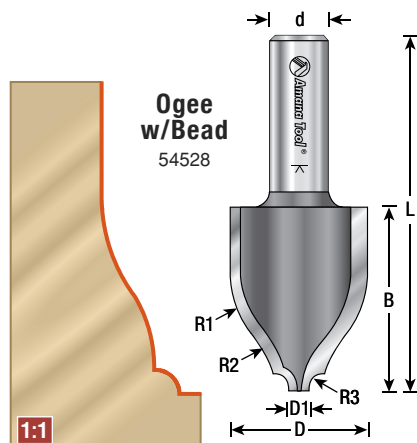
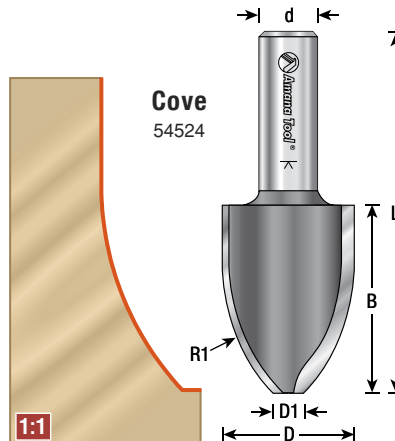
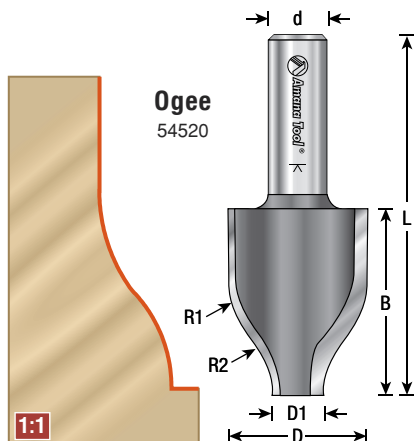
## VERTICAL RAISED PANEL

Carbide Tipped • 2 Flute



Raised panels with a low-horsepower, fixed speed router using these patented VERTICAL raised panel bits. You must do the work on a router table, with the work on edge, braced against the fence. Arched or curved shapes (i.e.: "cathedral" door panels) cannot be routed. To prolong tool life and get the best cut finish, several passes are recommended.


ØD	ØD1	B	a°	R1	R2	R3	Ød	L	Type	Tool No.
1-3/16	7/16	1-5/8	—	7/8	23/32	—	1/2	3-1/8	Ogee	54520
1-1/8	9/32	1-5/8	—	1-9/16	—	—	1/2	3-1/8	Cove	54524
1-3/16	3/16	1-5/8	—	7/8	23/32	1/8	1/2	3-1/8	Ogee w/Bead	54528
1-1/8	19/32	1-5/8	15°	—	—	—	1/2	3-1/8	Traditional	54532



3D renderings & tool illustrations **not** shown at actual size. Visit our website for additional 1:1 profiles.

⚠ **Warning:** Before use, read router bit safety guidelines on pages 186-188.

# CNC INSERT CARBIDE MULTI PROFILE For MDF Cabinet Doors VIOLA STYLE



$W$  = width of the frame.

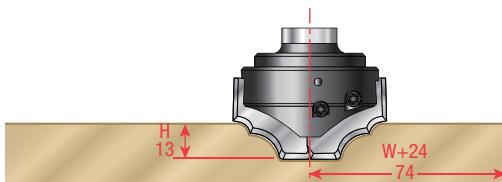
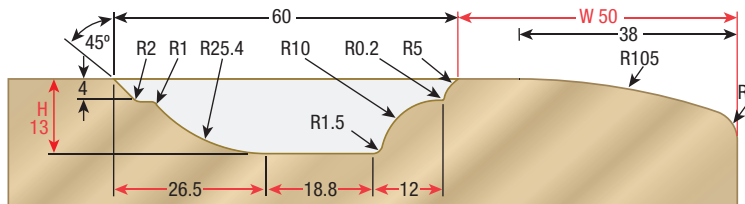
$H$  = maximum depth of the frame.

The dimension  $W$  determines the frame width.

The dimension  $H$  determines the profile depth.

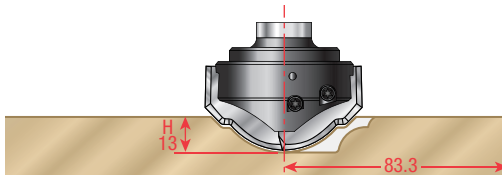
In the example shown,  $W = 50$  and  $H = 13$ .

Any change in the dimensions of the frame width and depth should be done according to the formula that is written on each tool drawing.



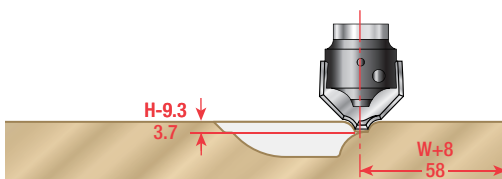
T.C. Blade  
RCK-190

ØD	B	L	Ød	Tool No.
56mm(2-1/4)	25mm(1)	109mm(4-5/16)	3/4	RC-2450



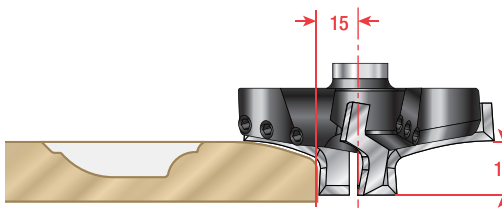
T.C. Blade  
RCK-192

ØD	B	L	Ød	Tool No.
56mm(2-1/4)	25mm(1)	109mm(4-5/16)	3/4	RC-2452



T.C. Blade  
RCK-194

ØD	B	L	Ød	Tool No.
32mm(1-9/32)	24mm(15/16)	109mm(4-5/16)	3/4	RC-2454

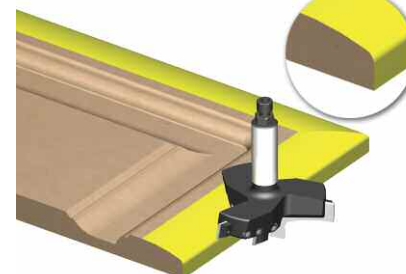
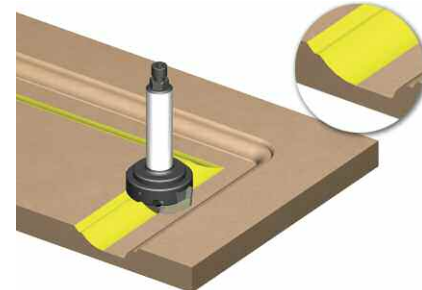
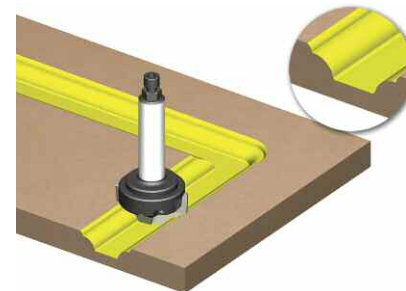
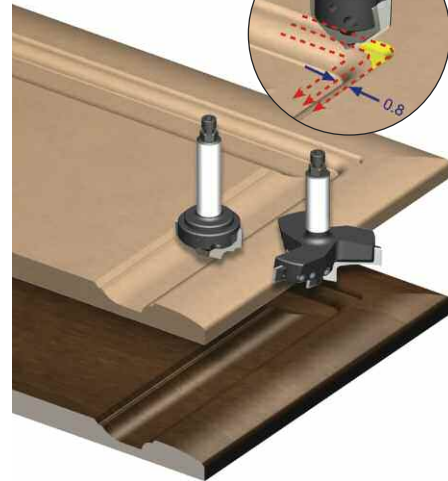


T.C. Blade  
RCK-324

ØD	B	L	Ød	Tool No.
106mm(4-3/16)	20mm(7/8)	99.5mm(3-29/32)	3/4	RC-4070

⚠ **Warning:** Maximum RPM 10,000

**CNC  
USE ONLY**



Straight  
Plunge



Trimming



Signmaking



Grooving



Profiling



Architectural



Jointing



Flooring



Door  
Making



Solid Surface

Industrial Quality  
**Router Bits**

3D renderings & tool illustrations **not** shown at actual size. Visit our website for additional 1:1 profiles.

⚠ **Warning:** Before use, read router bit safety guidelines on pages 186-188.







Straight  
Plunge



Trimming



Signmaking



Grooving



Profiling



Architectural



Joining



Flooring



Door  
Making



Solid Surface



Solid Surface

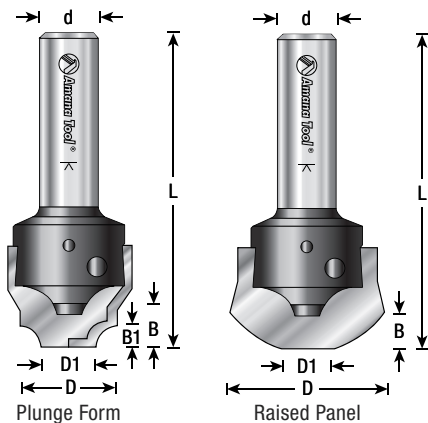
**CNC**  
USE ONLY

## CNC INSERT CARBIDE MDF CABINET DOORS



This series of profiles utilizing our patented Nova™ Tool body system of interchangeable carbide insert knives (see pages 82–83) are designed to give the appearance of a Raised Panel door in MDF or solid panels. One pass is all that is needed for a simple raised panel look using one of the “Plunge Form” profiles.

Replacement knives are MDF Grade Carbide and will last much longer than standard brazed carbide tipped bits.



ØD	D1	B	Style	B1	Ød	L	Repl. T.C. Knife	Tool No.
25/32	7/16	23/64	Bead	3/16	1/2	2-5/8	RCK-480	<b>RC-2480</b>
25/32	7/16	15/32	Ogee	—	1/2	2-5/8	RCK-481	<b>RC-2481</b>
25/32	7/16	7/16	Ogee	1/4	1/2	2-5/8	RCK-482	<b>RC-2482</b>
1-3/8	15/32	25/64	Traditional	—	1/2	2-5/8	RCK-483	<b>RC-2483</b>
1-7/64	7/16	1/4	Ogee	7/64	1/2	2-5/8	RCK-484	<b>RC-2484</b>
1-11/32	23/64	17/64	Cove	—	1/2	2-5/8	RCK-485	<b>RC-2485</b>
1-11/32	25/64	21/64	Traditional	—	1/2	2-5/8	RCK-486	<b>RC-2486</b>

Each tool includes 2 knives.

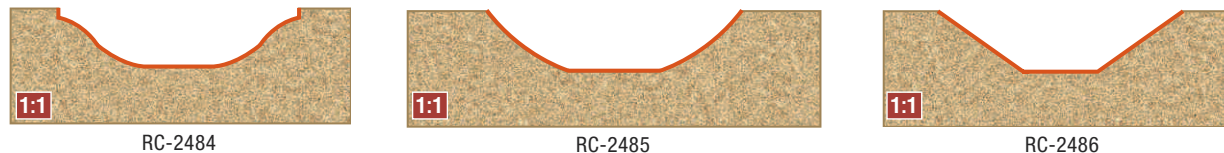
Tool Body #NS-102.

Replacement knives are interchangeable and may be purchased separately.

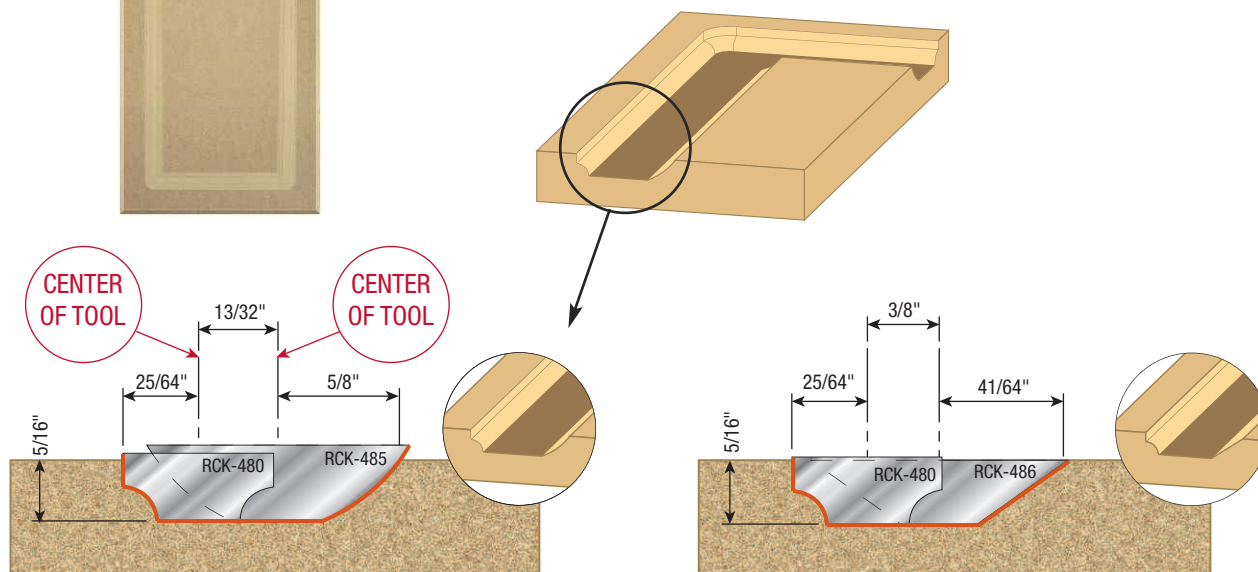
### Plunge Form



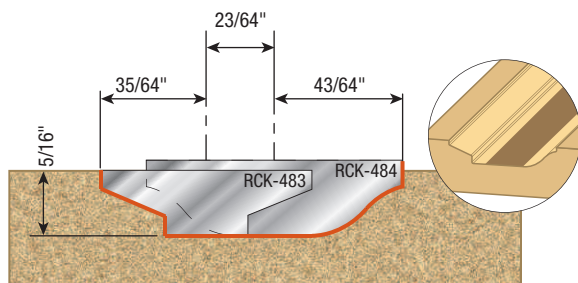
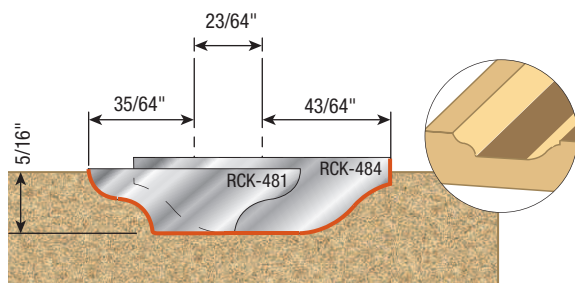
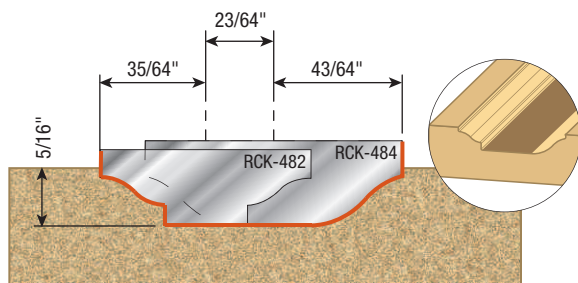
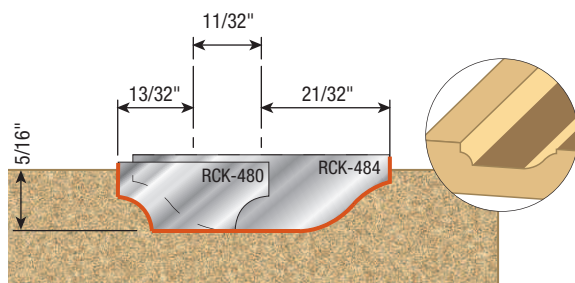
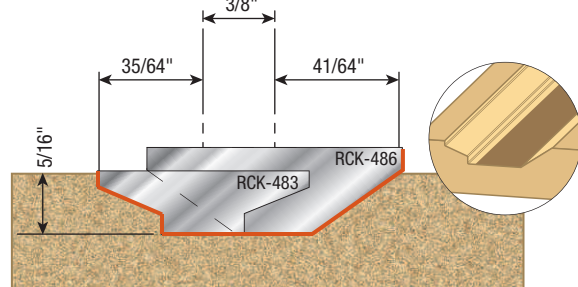
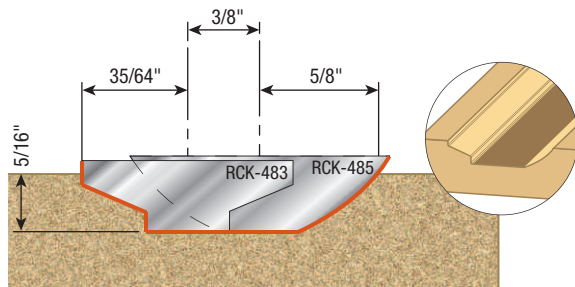
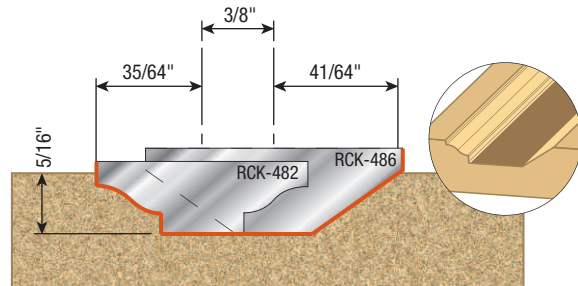
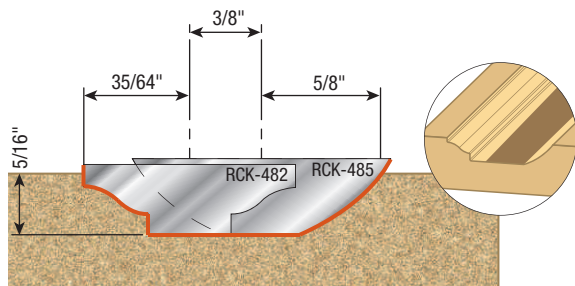
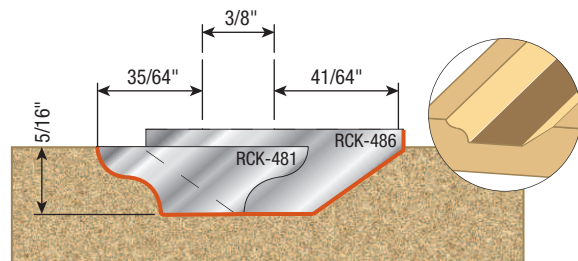
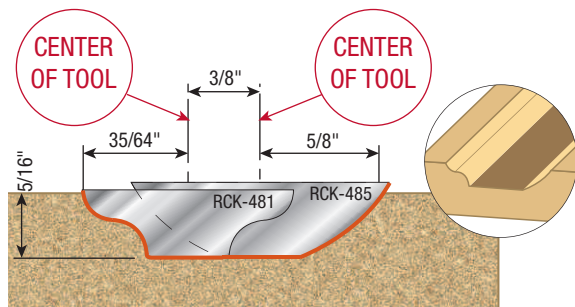
### Raised Panel



To create a more authentic raised panel with a deeper reveal, use one of the many “Raised Panel” profiles in conjunction with the “Plunge Form” profile for one pass each. Complete the look with one pass of the “door edge” (see page 139) on the outside of the door.



# CNC INSERT CARBIDE MDF CABINET DOORS (Continued)



Straight  
Plunge



Trimming



Signmaking



Grooving



Profiling



Architectural



Jointing



Flooring



Door  
Making



Solid Surface

Industrial Quality  
**Router Bits**

3D renderings & tool illustrations **not** shown at actual size. Visit our website for additional 1:1 profiles.

**Warning:** Before use, read router bit safety guidelines on pages 186-188.





Straight  
Plunge



Trimming



Signmaking



Grooving



Profiling



Architectural



Joining



Flooring



Door  
Making



Solid Surface

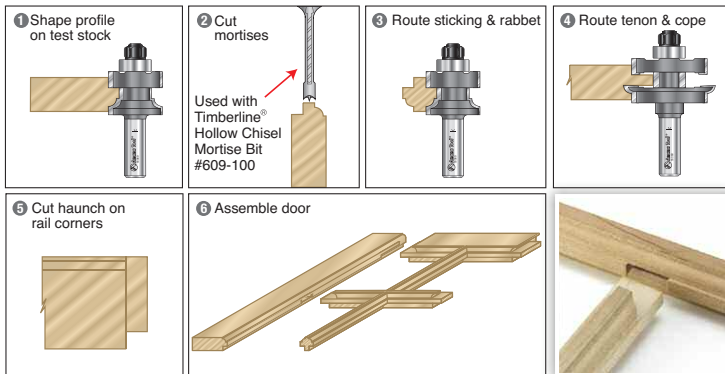
Industrial Quality  
**Router Bits**



## Lonnie Bird DIVIDED LIGHT ROUTER BIT SET



The Amana Tool® divided light entry door sets enable you to make strong, attractive divided light doors with real mortise-and-tenon joints. The first bit shapes the decorative sticking along with a rabbet for the glass. The second bit cuts the cope and the tenon. Once assembled, all of the door frame parts, stiles, rails, muntins and mullions, interlock with 3/4" long tenons.



Each Divided Light Router Bit Set includes  
**Full Color Instruction Manual**  
Learn Step-by-Step with Master Craftsman Lonnie Bird

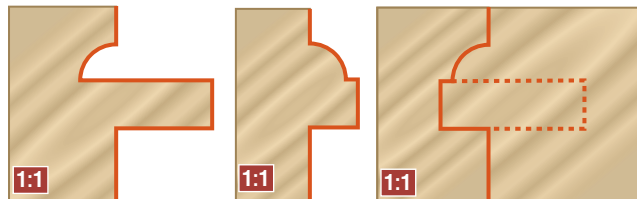


### Carbide Tipped • 2 Flute • 3/4" To 7/8" Material

If you've wanted to construct true divided light doors for fine furniture and cabinets, look no further. Mullions are 3/4" wide.

ØD	ØD1	B	B1	R	Ød	L	Tool No.
2-1/8	1-1/4	1	1/4	3/16	1/2	3-1/8	55360

Replacement Bearing #47759.

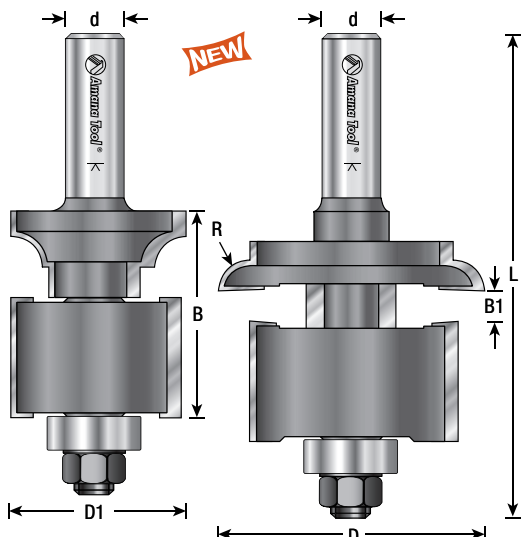
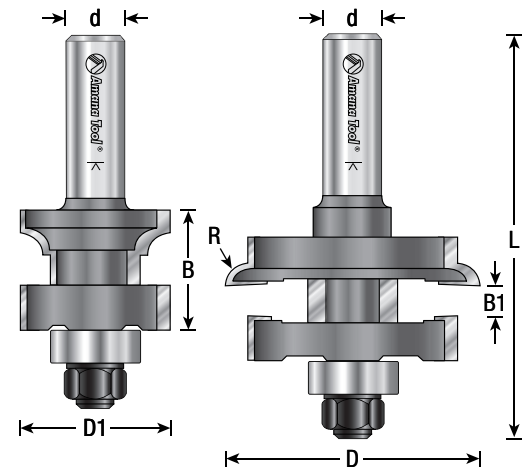
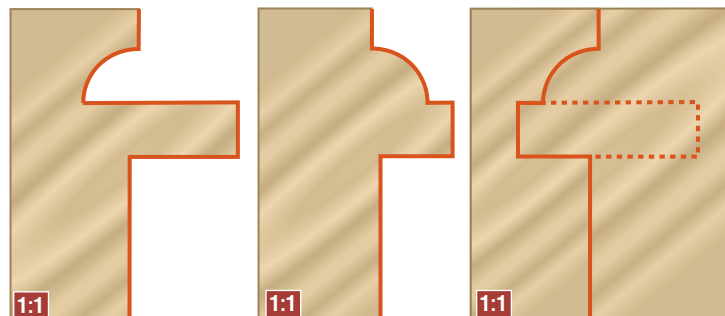


### Carbide Tipped • 2 Flute • 7/8" To 1-1/2" Material

The wide mullions are perfect for large-scale furniture, cabinets, and architectural woodwork such as casement windows. Mullions are 1" wide.

ØD	ØD1	B	B1	R	Ød	L	Tool No.
2-3/16	1-7/16	1-5/8	1/4	1/4	1/2	3-3/4	55362

Replacement Bearing #47759.



3D renderings & tool illustrations **not** shown at actual size. Visit our website for additional 1:1 profiles.

⚠ **Warning:** Before use, read router bit safety guidelines on pages 186-188.

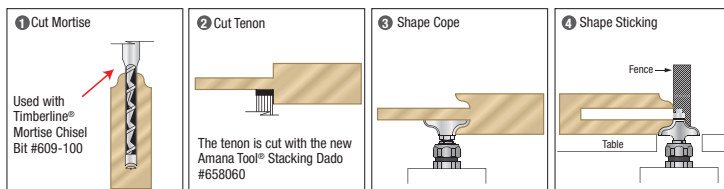


## STUB SPINDLE & COPE CUTTER DOOR SYSTEM



Want the beauty of traditional cope and stick doors with the strength and longevity of true mortise-and-tenon joinery? Our newest design allows you to make beautiful doors with tenons of any length you choose.

This unique door-making system utilizes a "stub" spindle & cope cutter arrangement. The counterbored cope cutter is secured to the spindle with a cap screw. A matching profile bit is used to shape the decorative ogee "sticking" along the edges of the stiles and rails. As the cope is cut on the ends of the rails, the tenon passes over the top of the bit unobstructed. This set is for making 1-3/4" thick entry doors with an ogee sticking.



Each Stub Spindle & Cope Cutter includes  
**Full Color Instruction Manual**  
Learn Step-by-Step with Master Craftsman Lonnie Bird



## ENTRY DOOR SYSTEM

Carbide Tipped • 2 Flute • 1-3/4" Material

ØD	ØD1	B	R	Ød	L	Type	Tool No.
2	3/4	5/8	11/32	1/2	2	Cope Cutter w/Stub Spindle	47511
1-3/4	—	11/16	11/32	1/2	2-3/16	Ogee Bit	54131

Replacement Parts: Cope cutter: #47510. Stub spindle with screw: #47617.  
Screw for stub spindle: #67012. Ball bearing: #47706.




Entry Door Screen Door

## SCREEN DOOR SYSTEM

Carbide Tipped • 2 Flute • 1-1/8" Material

ØD	ØD1	B	R	Ød	L	Type	Tool No.
1-1/2	3/4	15/32	7/32	1/2	2	Cope Cutter w/Stub Spindle	47513
1-1/4	—	15/32	7/32	1/2	1-7/16	Ogee Bit	54173

Replacement Parts: Cope cutter: #47512. Stub spindle with screw: #47617.  
Screw for stub spindle: #67012. Ball bearing: #47706.

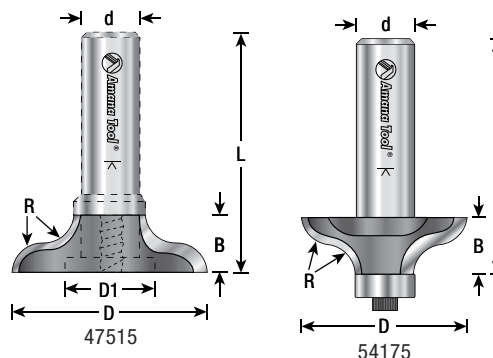
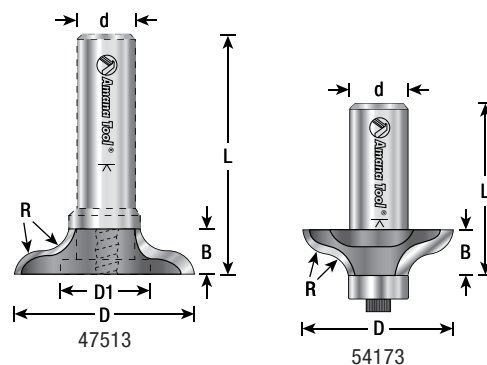
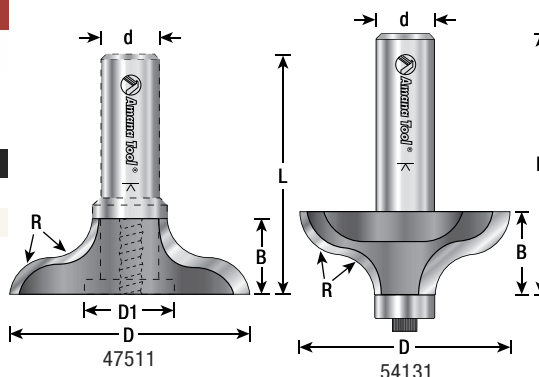
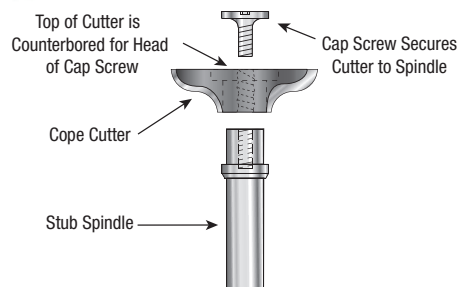


## CABINET DOOR SYSTEM

Carbide Tipped • 2 Flute • 7/8" Material

ØD	ØD1	B	R	Ød	L	Type	Tool No.
1-5/8	3/4	3/8	1/4	1/2	2	Cope Cutter w/Stub Spindle	47515
1-3/8	—	3/8	1/4	1/2	1-31/32	Ogee Bit	54175

Replacement Parts: Cope cutter: #47514. Stub spindle with screw: #47617. Screw for stub spindle: #67012. Ball bearing: #47706.



Straight Plunge



Trimming



Signmaking



Grooving



Profiling



Architectural



Jointing



Flooring



Door Making



Solid Surface

Industrial Quality  
**Router Bits**

3D renderings & tool illustrations **not** shown at actual size. Visit our website for additional 1:1 profiles.

**Warning:** Before use, read router bit safety guidelines on pages 186-188.







Straight  
Plunge



Trimming



Signmaking



Grooving



Profiling



Architectural



Jointing



Flooring



Door  
Making



Solid Surface

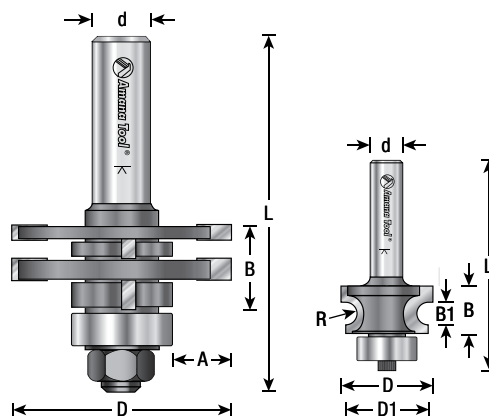
Industrial Quality  
**Router Bits**



You'll need just two bits: the  
**Quadraset #53600** and the  
**corner bead #54163**.

## Lonnie Bird <sup>NEW</sup> CONSTRUCT YOUR OWN WAINSCOT DOOR


Wainscot doors can be a beautiful addition to an informal, country style kitchen; their beaded panels are reminiscent of times long past.



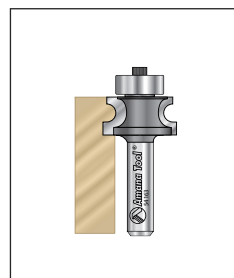
ØD	ØD1	A	R	B	B1	B-Kerf	Ød	L	Tool No.
1-7/8	—	1/2	—	—	—	1/8 to 23/32*	1/2	3	53600 ♦
49/64	11/16	—	3/32	25/64	3/16	—	1/4	1-3/4	54163

\* A full 3/4" cut can be achieved using one additional #53107 cutter

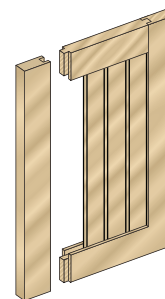
♦ Use in a table-mounted router. **Not for use in a handheld router!**



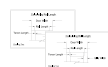
1 Cut Joint Frame



2 Shape the Wainscot



3 Assemble



Full directions now available at [www.amanatool.com/wainscotdoor](http://www.amanatool.com/wainscotdoor)



## Lonnie Bird HISTORICAL SHAKER DOOR

Carbide Tipped • 2 Flute

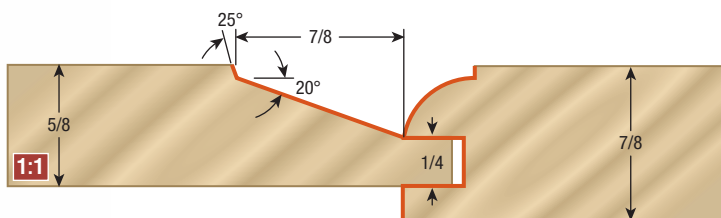
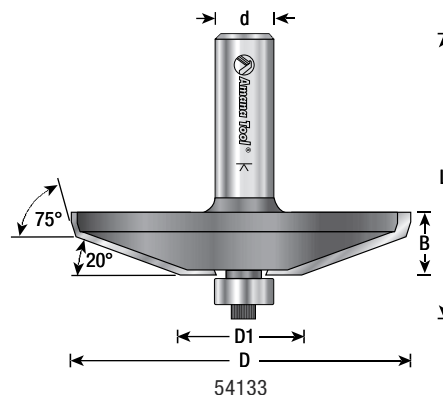
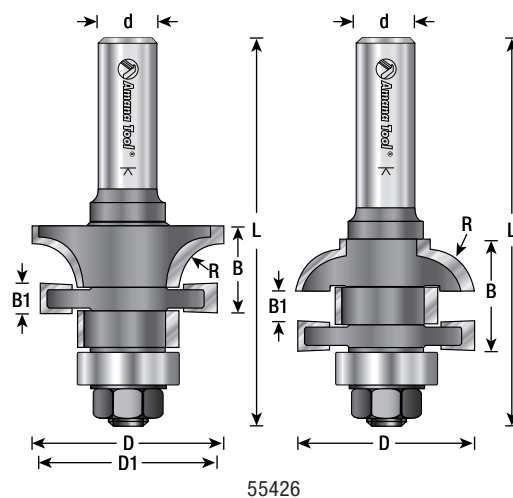
7/8" Frame Material And 5/8" Panel Material

If you'd like to reproduce exact Shaker details on your next project, we've got the bits that you need. This Shaker door set creates a short, steep 20 degree beveled panel edge just like doors on Shaker originals. A simple thumbnail profile along the inside edges of the frame duplicates the original profile to complete the authentic look.



ØD	D1	B	R	B1	Ød	L	Type	Tool No.
2-13/16	1	1/2	—	—	1/2	2-1/64	Raised Panel	54133
1-5/8	1-1/2	7/8	3/8	1/4	1/2	3-1/2	2 Piece Set	55426

Replacement bearing #47708 for Tool #55426.



Straight  
Plunge



Trimming



Signmaking



Grooving



Profiling



Architectural



Jointing



Flooring



Door  
Making



Solid Surface

Industrial Quality  
**Router Bits**

3D renderings & tool illustrations **not** shown at actual size. Visit our website for additional 1:1 profiles.

**Warning:** Before use, read router bit safety guidelines on pages 186-188.







Straight  
Plunge



Trimming



Signmaking



Grooving



Profiling



Architectural



Jointing



Flooring



Door  
Making

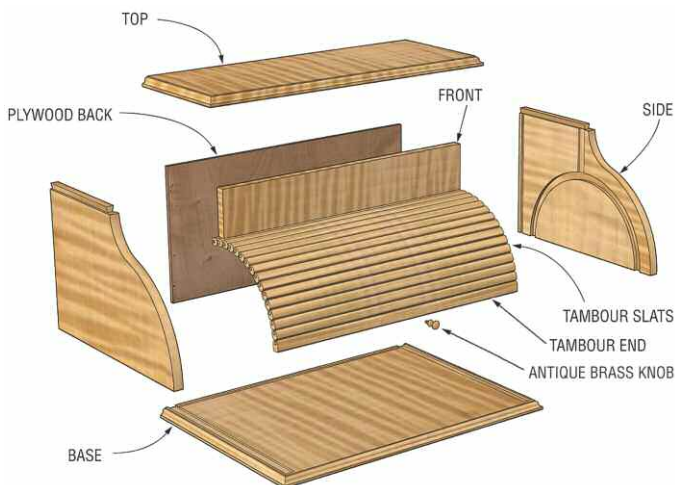



Solid Surface

Industrial Quality  
**Router Bits**

# LONNIE BIRD TAMBOURS THAT LAST A LIFETIME

UNIQUE INTERLOCKING SLATS ELIMINATE THE NEED  
FOR CLOTH, GLUE OR WIRES.



Set #54314

# Lonnie Bird TAMBOUR DOOR SET U.S. Patent No. 7,810,532



Carbide Tipped • 2 Flute

- Unique 3-piece router bit set with antique solid brass knob
- Shapes tambours that interlock with a ball-and-socket joint
- Unlike ordinary tambours, there is no need for cloth, glue or wires
- Each slat measures approximately 1/2" x 1"
- Minimum radius for the tambour door is 3-1/2"

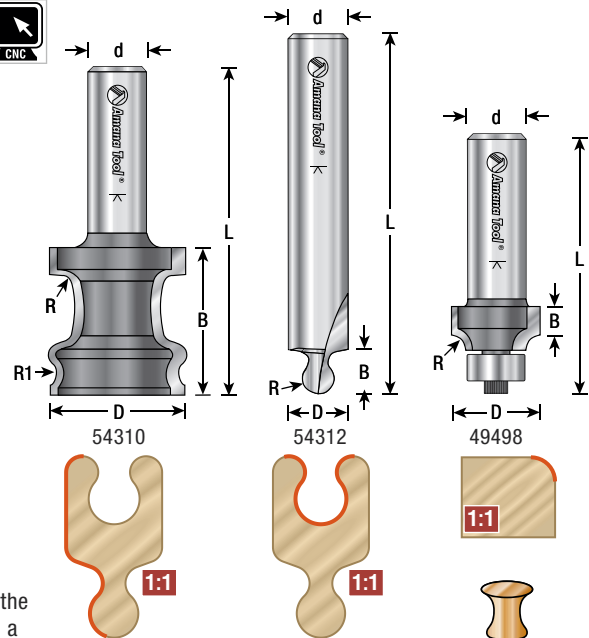


*"The tambour set makes it fast and easy to construct beautiful tambours without the fuss of gluing strips to cloth. The interlocking tambour strips are beautiful, functional and durable. The ball and socket joints operate smoothly and, unlike cloth backed tambours, they won't wear out."*

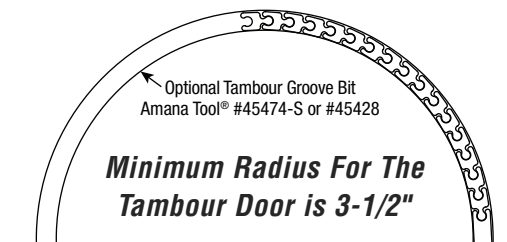
- Lonnie Bird

The set is easy to set up and use. The first bit (#54310) shapes the face of the stock; cutting from each face completes the contour of the ball. Afterwards, a second bit (#54312) is used to shape the socket. A third bit in the set (#49498) is used to shape the end of the tambour which provides a place to mount a pull for opening the completed tambour.

And, assembly is easy. Simply slide the slats together to create a beautiful, flexible tambour that's perfect for creating your own roll top desk, breadbox, or kitchen countertop storage areas.



ØD	R	R1	B	Ød	L	Tool No.
<b>Complete 3 Piece Set</b>						<b>54314</b>
1-3/16	1/8	5/64	1-1/4	1/2	2-3/4	<b>54310</b>
1/2	5/64	—	3/8	1/2	3	<b>54312</b>
3/4	1/8	—	3/8	1/2	2-5/16	<b>49498</b>



Each Tambour Door Router Bit Set includes  
**Full Color Instruction Manual & DVD**

Learn Step-by-Step with Master Craftsman Lonnie Bird  
1. How to make a tambour door.  
2. How to make a breadbox.



**Watch Video Online**  
[www.amanatool.com/tambour](http://www.amanatool.com/tambour)



3D renderings & tool illustrations **not** shown at actual size. Visit our website for additional 1:1 profiles.

**Warning:** Before use, read router bit safety guidelines on pages 186-188.







Straight  
Plunge



Trimming



Signmaking



Grooving



Profiling



Architectural



Joining



Flooring



Door  
Making



Solid Surface

Industrial Quality  
**Router Bits**

# STACKING STORAGE BOXES

FUN & EASY PROJECT IDEA



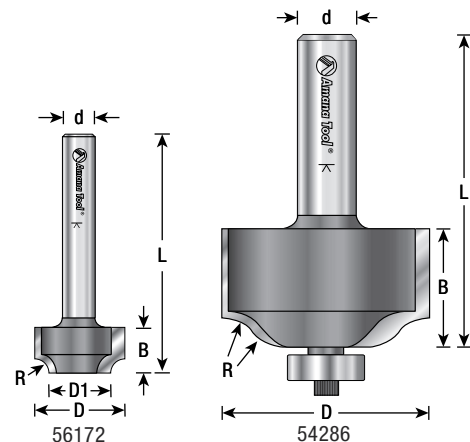
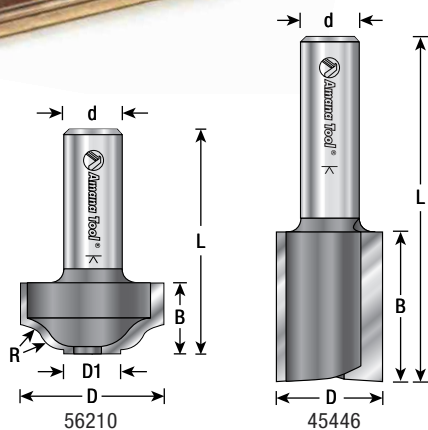
## Lonnie Bird **NEW** STACKING BOXES SET

Carbide Tipped

Construct a Set of Stacking Boxes by Master Craftsman  
Lonnie Bird



If you're looking for the perfect gift or simply an enjoyable weekend woodworking project, you've found it with these attractive stacking boxes. The carefully crafted sides of each box feature fine details that you create yourself with a router and the Amana Tool® Stacking Boxes Router Bit Set. The set also includes an ogee bit to rout the profile on the lid, two antique brass knobs, and a complete set of instructions to guide you step-by-step through the entire construction process.



ØD	ØD1	R	B	Ød	L	Tool No.
Complete 4 Piece Router Bit Set Includes 2 Antique Knobs and:						58110
1-3/16	15/32	15/64	19/32	1/2	1-7/8	56210
7/8	—	—	1-1/4	1/2	2-7/8	45446
3/4	1/2	1/8	3/8	1/4	2	56172
1-3/4	—	23/64	1	1/2	3	54286

Replacement bearing #47708 for Tool #55426.

Each Stacking Boxes Router Bit Set includes  
**Full Color Instruction Manual**  
Learn Step-by-Step with Master Craftsman Lonnie Bird



# Lonnie Bird

## OFFSET MORTISE-AND-TENON

For Mission Style Glass Door

Carbide Tipped • 2 Flute

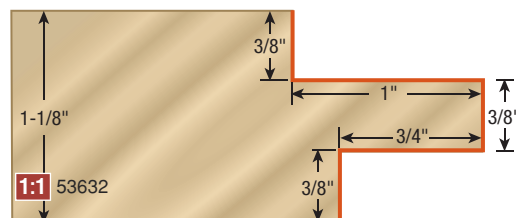
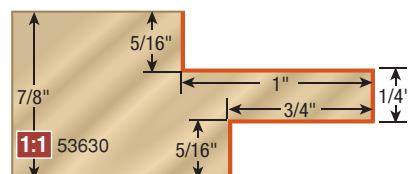
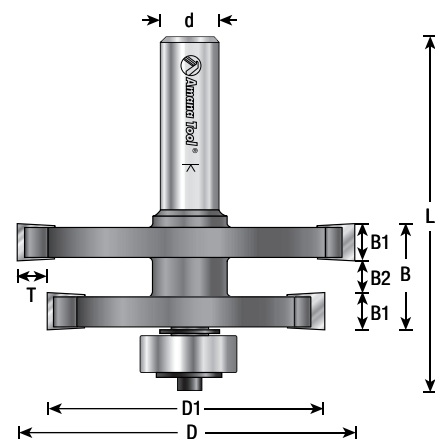
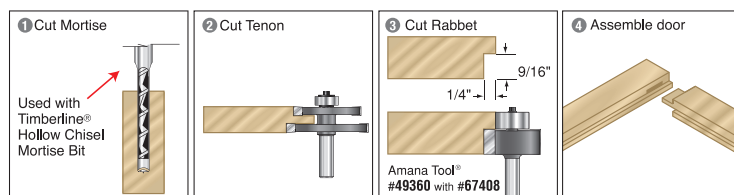
3/4" To 1-1/8" Material

The strongest construction method for making doors is the mortise-and-tenon joint. These new bits allow you to make tenons with offset shoulders. This makes it easy to construct offset mortise-and-tenon joints for Mission Style glass doors.



ØD	ØD1	B	B1	B2	T	Ød	L	Use Mortise	Tool No.
2-7/8	2-3/8	7/8	5/16	1/4	1/4	1/2	2-3/8	609-100	53630
2-7/8	2-3/8	1-1/8	3/8	3/8	1/4	1/2	2-5/8	609-120	53632

Replacement Bearing #47708; Screw #67090; Key #5004.



# Lonnie Bird

## LOUVER/SHUTTERS

With Ball Bearing Guide

Carbide Tipped • 2 Flute

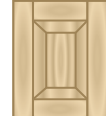
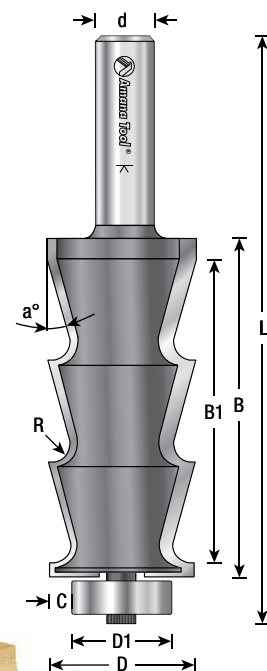

Create custom louver doors. Now you can easily simulate the timeless look of wooden shutters (louvers) with this new industrial quality router bit.



ØD	ØD1	R	B	B1	C	a°	Ød	L	Tool No.
1-1/4	22mm	5/32	2-29/32	2-9/32	3/16	15°	1/2	4-3/4	54246 $\Delta_{12}$

Replacement bearing #47776.

$\Delta$  Warning: Maximum RPM  $\Delta_{12}$  = 12,000



Solid Surface

Industrial Quality  
Router Bits

3D renderings & tool illustrations **not** shown at actual size. Visit our website for additional 1:1 profiles.

$\Delta$  Warning: Before use, read router bit safety guidelines on pages 186-188.





Straight  
Plunge

Trimming



Signmaking



Grooving



Profiling



Architectural



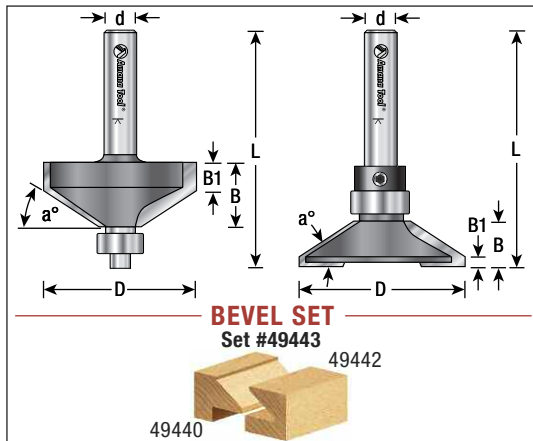
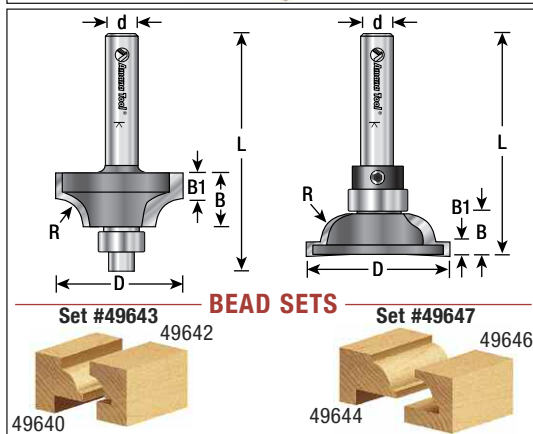
Joining



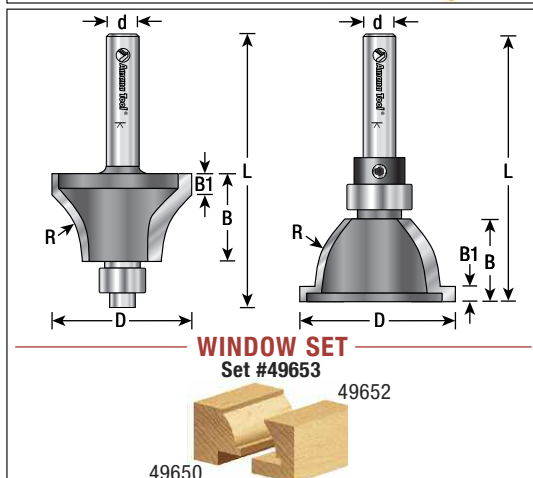
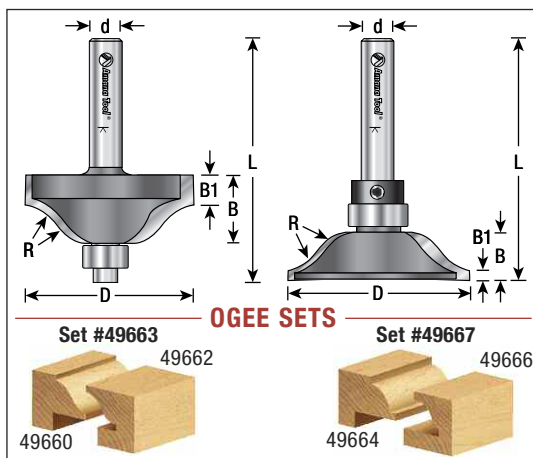
Flooring

Door  
Making

Solid Surface

Industrial Quality  
**Router Bits****BEVEL SET**  
Set #49443**BEAD SETS**  
Set #49643

Set #49647

**WINDOW SET**  
Set #49653**OGEES SETS**  
Set #49663

Set #49667



## PROFILE SETS

*For Glass Doors, Window, Paneling  
And Many Other Joinery Applications*

### Carbide Tipped • 2 Flute With Ball Bearing Guides

Our Profile Cutters are a unique and versatile series that can be used for general profile routing, glass doors and windows, as well as stile and rail work. (The panel groove and stub tenon must be cut separately.) The inverted hand cutters will produce copes that nest perfectly into the profiles cut by the matching "regular" bits. In addition, the inverted head allows you to profile edges that are out of the reach of regular profile bits. These 1/4" shank bits will fit any router. All are equipped with ball bearing guides, either on the tip or on the shank.

ØD	R	a°	B	B1	Ød	L	Type	Tool No.
<b>2-Piece Bevel Set Including 49440 &amp; 49442</b>								<b>49443</b>
1-5/16	—	33°	1/2	9/32	1/4	2	Bevel Stile	<b>49440</b>
1-1/2	—	33°	3/8	3/32	1/4	2	Bevel Rail	<b>49442</b>
<b>2-Piece Bead Set Including 49640 &amp; 49642</b>								<b>49643</b>
1-1/8	1/4	—	3/8	1/4	1/4	2	Bead Stile	<b>49640</b>
1-1/4	1/4	—	5/16	7/64	1/4	2	Bead Rail	<b>49642</b>
<b>2-Piece Bead Set Including 49644 &amp; 49646</b>								<b>49647</b>
1-5/16	3/8	—	5/8	17/64	1/4	2	Bead Stile	<b>49644</b>
1-1/2	3/8	—	9/16	1/8	1/4	2	Bead Rail	<b>49646</b>
<b>2-Piece Window Stile &amp; Rail Set Including 49650 &amp; 49652</b>								<b>49653</b>
1-1/16	11/16	—	11/16	11/64	1/4	2	Window Stile	<b>49650</b>
1-7/32	11/16	—	5/8	1/8	1/4	2	Window Rail	<b>49652</b>
<b>2-Piece Ogee Stile &amp; Rail Set Including 49660 &amp; 49662</b>								<b>49663</b>
1-11/32	11/32	—	1/2	1/4	1/4	2	Ogee Stile	<b>49660</b>
1-1/2	11/32	—	3/8	3/32	1/4	2	Ogee Rail	<b>49662</b>
<b>2-Piece Ogee Stile &amp; Rail Set Including 49664 &amp; 49666</b>								<b>49667</b>
1-1/2	11/32	—	9/16	1/4	1/4	2	Ogee Stile	<b>49664</b>
1-19/32	11/32	—	3/8	1/8	1/4	2	Ogee Rail	<b>49666</b>
<b>2-Piece Classical Stile &amp; Rail Set Including 49670 &amp; 49672</b>								<b>49673</b>
1-3/32	9/64	—	1/2	3/16	1/4	2	Classical Stile	<b>49670</b>
1-1/4	9/64	—	3/8	5/64	1/4	2	Classical Rail	<b>49672</b>
<b>2-Piece Classical Stile &amp; Rail Set Including 49674 &amp; 49676</b>								<b>49677</b>
1-5/16	3/16	—	5/8	7/32	1/4	2	Classical Stile	<b>49674</b>
1-1/2	3/16	—	9/16	1/8	1/4	2	Classical Rail	<b>49676</b>

Replacement bearing for stile cutters #47702 (3/8" dia.).  
Replacement bearing for rail cutters #47701 (1/2" dia.).  
Replacement collar for rail cutters #47724.

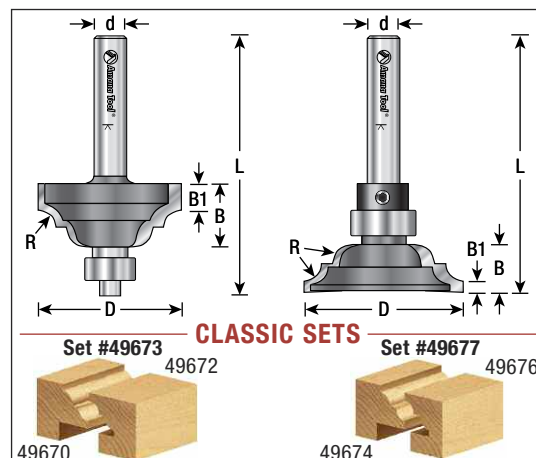


Cut a rabbet along  
the inside edges of  
all the frame  
members.

See pages 92–95  
for Rabbeting Bits.



Install glass  
with trim.

**CLASSIC SETS**  
Set #49673

Set #49677



## FINGER GRIP

(Drawer Pull, Door Lip, Etc.)

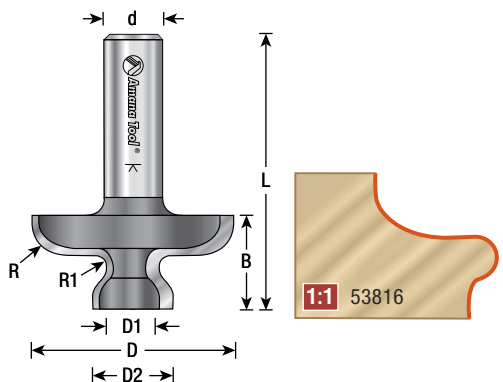
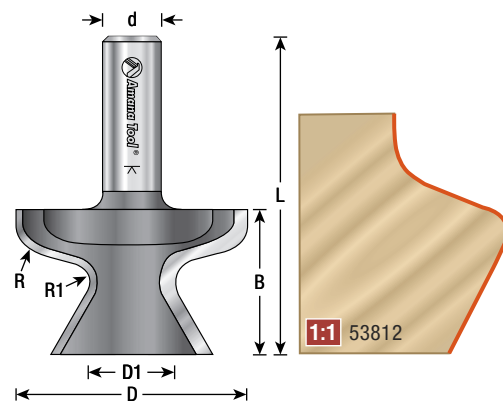
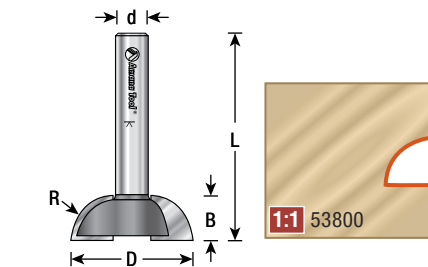
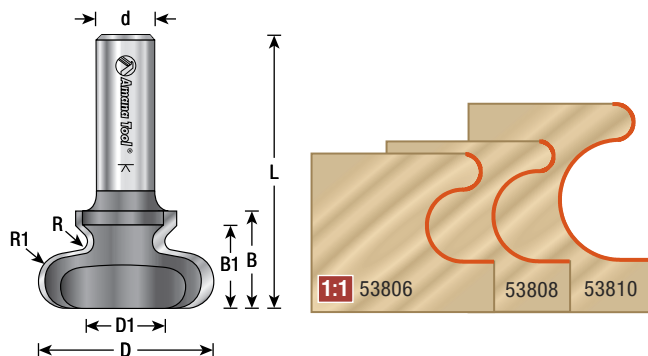


### Carbide Tipped • 2 Flute

Produce clean, modern chests and cabinets uninterrupted by hardware pulls and knobs by integrating the pulls into the doors, drawers and lids. These one-pass cutters offer many appearance and ergonomic options, providing positive grips and softened, easy-on-the-fingers edges. All bits can be used in CNC and table-mounted routers. Larger diameter cutters will work in edge-guide or template-guide equipped handheld routers.

ØD	ØD1	ØD2	R	R1	B	B1	Ød	L	Tool No
3/4	—	—	1/4	—	1/4	—	1/4	1-3/4	53800
3/4	25/64	—	7/64	3/16	3/4	39/64	1/2	2-1/4	53806
1-1/2	11/16	—	5/64	15/64	13/16	45/64	1/2	2-5/16	53808
1-3/4	11/16	—	7/64	13/64	13/16	11/16	1/2	2-5/16	53810
2	3/4	—	1/4	3/16	1-1/4	—	1/2	2-3/4	53812
1-21/32	.386	.649	1/2	7/64	3/4	—	1/2	2-1/4	53816 <sup>△14</sup>

<sup>△</sup> Warning: Maximum RPM <sup>△14</sup> = 14,000



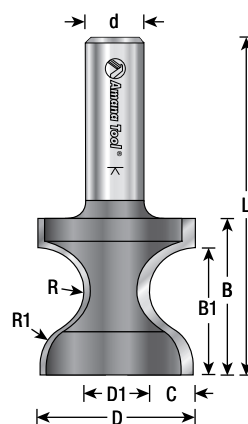
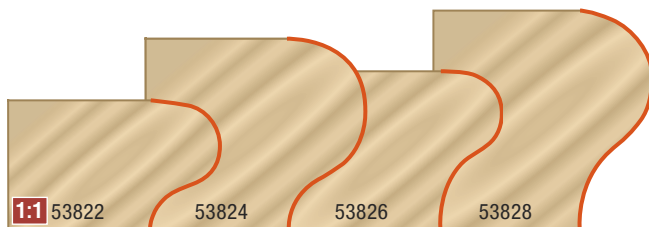
## WINDOW SILL EDGE

### Carbide Tipped • 2 Flute



These bits shape a flowing ogee edge for creating traditional window sills.

ØD	D1	R	R1	B	B1	C	Ød	L	Tool No
1-1/4	1/2	7/32	1/4	7/8	11/16	3/8	1/2	2-7/8	53822
1-7/16	5/8	3/8	5/16	1-1/8	1	13/32	1/2	3-7/8	53824
1-1/4	3/8	7/32	11/32	1	7/8	5/16	1/2	3	53826 <sup>NEW</sup>
1-7/16	11/16	23/64	9/16	1-3/8	1-1/4	3/8	1/2	3-3/8	53828 <sup>NEW</sup>



Industrial Quality  
**Router Bits**

3D renderings & tool illustrations **not** shown at actual size. Visit our website for additional 1:1 profiles.

<sup>△</sup> Warning: Before use, read router bit safety guidelines on pages 186-188.







Straight  
Plunge



Trimming



Signmaking



Grooving



Profiling



Architectural



Joining



Flooring

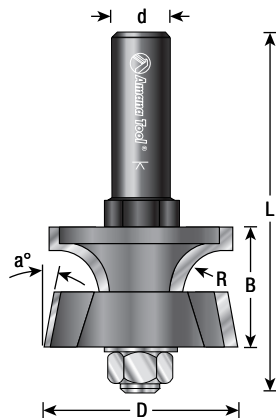
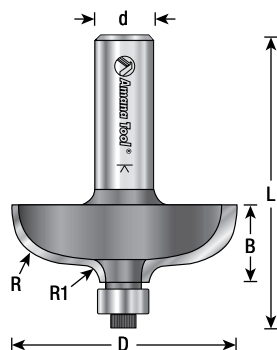
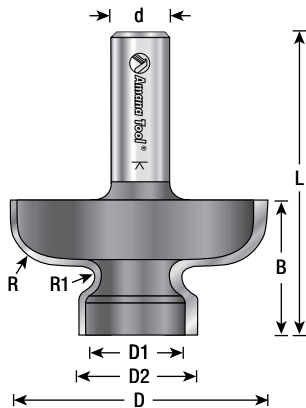


Door  
Making



Solid Surface

Industrial Quality  
**Router Bits**



## DOOR EDGE DETAIL

For *DECO Door*

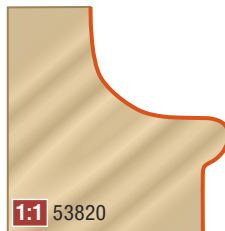
Carbide Tipped • 2 Flute

Use these bits to shape the edges of cabinet doors. Style #53820 also eliminates the need for a pull to create a clean, uncluttered look.



ØD	ØD1	ØD2	R	R1	B	Ød	L	Tool No
2	23/32	31/32	3/8	1/8	1-3/16	1/2	2-1/2	53820
1-3/4	—	—	3/8	1/8	11/16	1/2	2-5/8	49562

Replacement bearing #47706 for Tool #49562.



## DOOR LIP ASSEMBLY

Carbide Tipped • 2 Flute

Corner Round & Taper Rabbet • Complete Assembly

Mill the edges of doors and drawer fronts with this assembly, rounding the show edge and simultaneously forming a rabbet with a tapered shoulder on the back edge. Works on straight stock from 5/8" through 1" in thickness. Must be used in a table-mounted router.



ØD	R	a°	B	Ød	L	Tool No.
1-9/16	3/8	10°	1	1/2	3	55300


Replacement Parts:

Description	Tool No.
3/8" Corner Round Cutter	55302
10° Taper Rabbet Cutter	55304
1/2" Shank Arbor With Nut	47612



# INDUSTRIAL SOLID SURFACE BITS



 **Warning:** Before use, read router bit safety guidelines on pages 186-188.



Straight  
Plunge



Trimming



Signmaking



Grooving



Profiling



Architectural



Jointing



Flooring



Door  
Making



Solid Surface

Industrial Quality  
**Router Bits**



Photo courtesy of Wilsonart®

## FOR FABRICATING SOLID SURFACE MATERIALS

Wilsonart®, Gibraltar®, Corian®, Surell®, Fountainhead®, Avonite®, Etc.

Recommended by:



Amana Tool® has developed a line of over 100 special tools for the fabrication of solid surface materials on the market. There are special tools for face-inlay, trimming, corner rounding and bullnosing as well as bits for counter-tops and bowls.

Some of our tools with ball bearings utilize our Ultra-Glide™ high-performance ball bearing guide assembly. The Ultra-Glide™ is a steel ball bearing fitted with a non-marring Delrin® sleeve.

For decorative work, our other carbide-tipped router bits can also be used for solid surface materials.

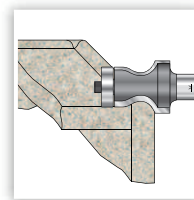
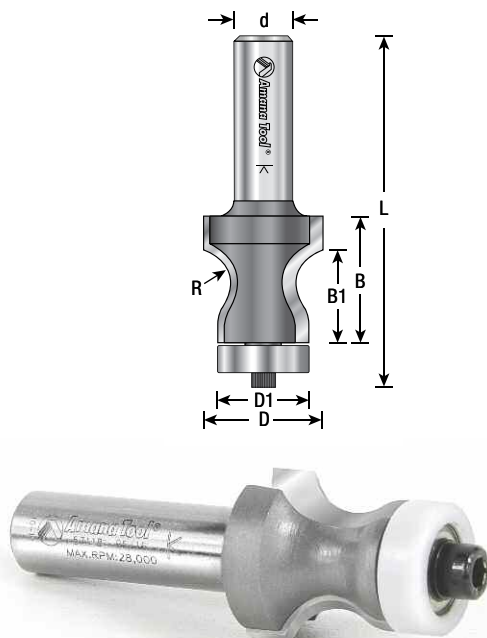
## COUNTER-TOP 'NO-DRIP' DESIGN With Ball Bearing Guide

Carbide Tipped • 2 Flute

This bit will cut a 'no-drip' edge on kitchen and vanity counter-tops in one pass. Use in a handheld router.

ØD	ØD1	A	R	B	B1	Ød	L	Tool No.
1	3/4	1/2	5/16	7/8	5/8	1/2	3	57118
1	3/4	3/4	5/16	1-1/8	15/16	1/2	3-1/4	57120

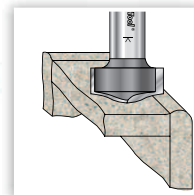


Replacement Ultra-Glide™ bearing #47709 (includes #5003 5/32" hex key).  
Replacement steel bearing (old style) #47714.



## COUNTER-TOP 'NO-DRIP' DESIGN Carbide Tipped • 2 Flute

This bit cuts the inner portion of a 'no-drip' edge on kitchen and vanity countertops, where there's no edge for a guide bearing to reference. Typically used with edge-guide-equipped router. (Use the 5/16" radius corner-rounding bits shown on page 164 to do the outer portion.)

ØD	A	B	Ød	L	Tool No.
1	3/4	1/2	1/4	1-1/2	57146
1	3/4	1/2	1/2	2-1/8	57148



**Note:** The application specifications, current at time of publication, are intended for reference purposes and are subject to change without notice. Please refer to the Fabrication Guides provided with the particular material or bowl you are using for more specific installation instructions.

Amana Tool® makes no endorsements whatsoever to manufacturers of the solid surface materials listed herein.



3D renderings & tool illustrations **not** shown at actual size. Visit our website for additional 1:1 profiles.

**Warning:** Before use, read router bit safety guidelines on pages 186-188.

## ROUND OVER NEW

*With Ultra-Glide™*  
**Ball Bearing Guide Assembly**

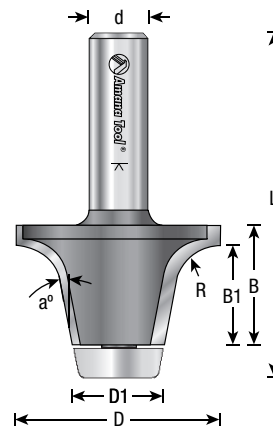



### Carbide Tipped • 2 Flute

This tool is intended for use on 1/2" thick material. It will put a 3/8" radius round over on the counter top. Furnished with Ultra-Glide™ non-marring Delrin®-sleeved ball-bearing guide. For use on "Vaso Sink Collection" by Dupont®.

ØD	ØD1	a°	R	B	B1	Ød	L	Tool No.
1-7/8	3/4	10°	3/8	1	25/32	1/2	2-29/32	57170

Replacement Ultra-Glide™ bearing assembly #47774 (includes #5009 1/8" hex key).



## CORNER ROUNDING

*With Ultra-Glide™ Radius Bearing*



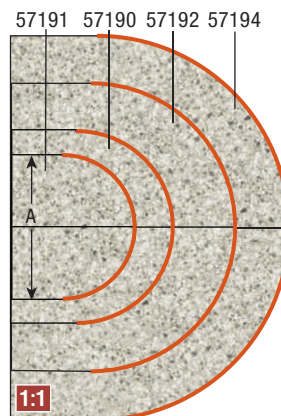
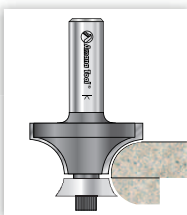
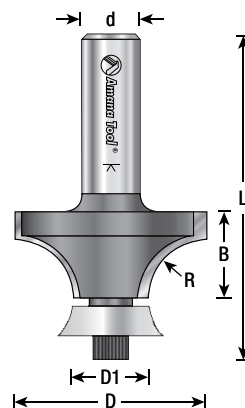
### Carbide Tipped • 2 Flute

This unique tool produces a true 180° bullnose in two passes. Make the first pass with a regular 1/4" x 5/8" steel bearing (optional). Switch to the Ultra-Glide™ radius bearing for the second pass. This unique bearing follows the curved surface, eliminating the flat track typical of the two-pass cut with the regular bearing.

ØD	ØD1	A	R	B	Ød	L	Repl. Bearing	Tool No.
1-3/8	3/8	3/4	3/8	5/8	1/2	2-5/8	47766	57191 <span style="color: red;">NEW</span>
1-5/8	5/8	1	1/2	3/4	1/2	2-3/4	47767	57190
2-1/8	5/8	1-1/2	3/4	1	1/2	3	47768	57192
2-5/8	5/8	2	1	1-1/4	1/2	3-3/16	47769	57194 <span style="color: red;">⚠</span>

Standard 1/4 x 5/8 bearing - use #47712 - (order separately).

⚠ **Warning:** Maximum RPM ⚠<sub>18</sub> = 18,000



Industrial Quality  
**Router Bits**

3D renderings & tool illustrations **not** shown at actual size. Visit our website for additional 1:1 profiles.

⚠ **Warning:** Before use, read router bit safety guidelines on pages 186-188.







Straight  
Plunge



Trimming



Signmaking



Grooving



Profiling



Architectural



Jointing



Flooring


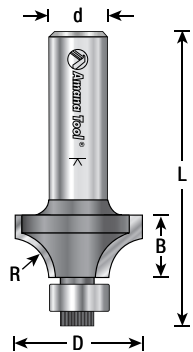


Door  
Making



Solid Surface

Industrial Quality  
**Router Bits**



## CORNER ROUNDING

*With Ultra-Glide™  
Ball Bearing Guide Assembly*

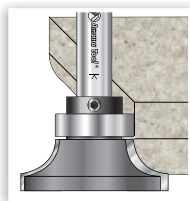
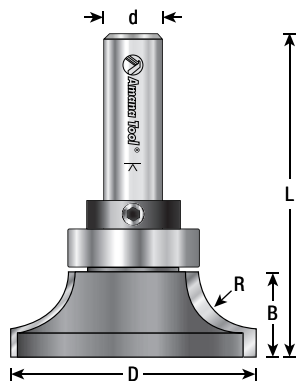
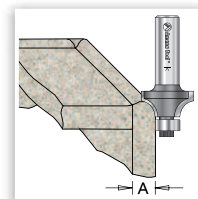
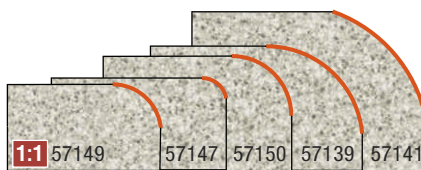


### Carbide Tipped • 2 Flute

Use this bit for rounding edges where there's access to a flat surface for the Ultra-Glide™ non-marring bearing to reference. Used in concert with either the Counter-top ("No-Drip") Design bit or the corner-rounding bit with a radius bearing, this bit will produce a no-drip edge or a bullnose in two passes.

ØD	A	R	B	Ød	L	Tool No.
1-1/8	3/4	5/16	1/2	1/4	1-7/8	57150
1-1/8	3/4	5/16	1/2	1/2	2-1/4	57152
3/4	—	1/8	3/8	1/2	2-5/16	57147
1	—	1/4	1/2	1/2	2-7/16	57149
1-1/2	—	1/2	3/4	1/2	2-3/8	57139
2	—	3/4	1	1/2	2-3/8	57141

Replacement Ultra-Glide™ bearing assembly #47707 (includes #5000 1/8" hex key).



## ROUND UNDER

*With Upper Ball Bearing*



### Carbide Tipped • 2 Flute

Round the lower edge of a counter with the router resting on the upper surface. No need to turn the heavy material over. This tool is especially useful for "job-site" work.

(To complete a full 180° bullnose on 1/2," 1," 1-1/2" or 2" thick stock, use the corner-rounding bit with the radius bearing.) Furnished with Ultra-Glide™ non-marring Delrin®-sleeved ball-bearing guide.


ØD	A	R	B	Ød	L	Tool No.
2-1/8	1	1/2	3/4	1/2	2-7/8	57138
2-5/8	1-1/2	3/4	1	1/2	3	57140 <sup>Δ14</sup>

Replacement Ultra-Glide™ bearing #47737.

Replacement steel bearing #47738.

Replacement collar #47740.

<sup>Δ</sup> **Warning:** Maximum RPM <sup>Δ14</sup> = 14,000



## BOWL & SINK TRIM

With Ultra Glide™ Ball Bearing Guide



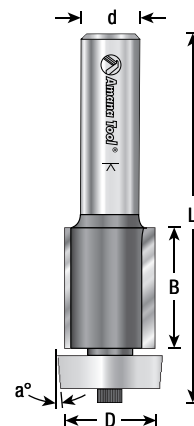
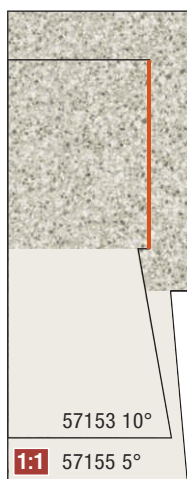
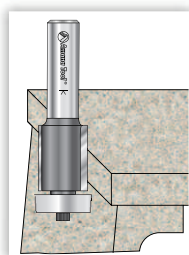
### Carbide Tipped • 2 Flute

Trim a sink cutout flush with the bowl in stages using these “over-hang” and flush trim bits in tandem. The overhang bits are equipped with non-marring Ultra-Glide™ bearings that are tapered to match the slope of the bowl's side. A first pass with the appropriate overhang bit cleans the cutout edge, leaving a very slight overhang at the underside of the counter. A pass with the flush-trim bit completes the operation.

ØD	B	a°	Ød	L	Description	Tool No.
3/4	1	10°	1/2	3-1/4	1/16 Over-Hang	57153
49/64	1-1/2	5°	1/2	3-1/2	1/8 Over-Hang	57155
3/4	1	0°	1/2	3-1/2	Flush Trim	57154

**Replacement Ultra-Glide™ Bearing Assemblies:**  
(Includes #5003 5/32" hex key).

Bearing Assembly	Tool No.
47726	57153
47709	57154
47733	57155



## BEVEL TRIM NEW

For Wilsonart® HD Laminate Sinks

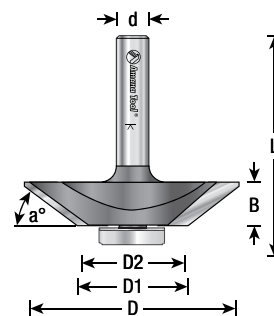



### Carbide Tipped • 2 Flute

Only minimal sanding is required after using this bevel trim bit to profile the laminate and adhesive of a Wilsonart® HD sink.

ØD	ØD1	ØD2	B	a°	Ød	L	Tool No.
1-55/64	15/16	7/8	3/8	50°	1/4	1-7/8	57159

Replacement bearing #47777.



Industrial Quality  
**Router Bits**

3D renderings & tool illustrations **not** shown at actual size. Visit our website for additional 1:1 profiles.

**Warning:** Before use, read router bit safety guidelines on pages 186-188.





Straight  
Plunge



Trimming



Signmaking



Grooving



Profiling



Architectural



Jointing



Flooring


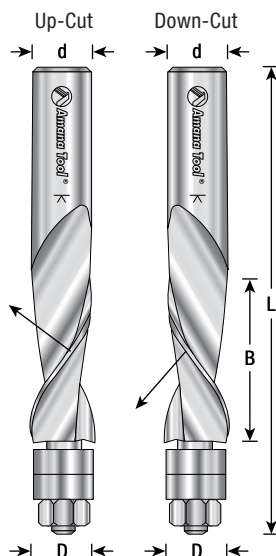

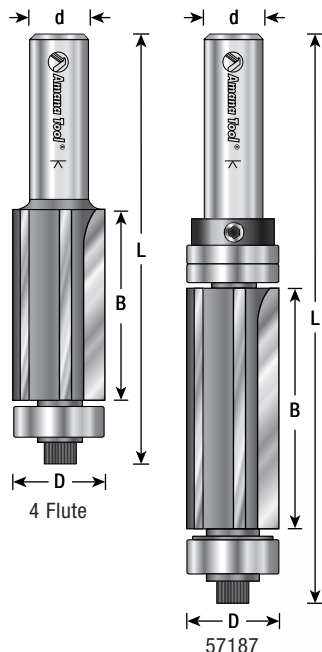


Door  
Making



Solid Surface

Industrial Quality  
**Router Bits**



## FLUSH TRIM

*With Ball Bearing Guide*

**Carbide Tipped • 4 Flute**

For a super-smooth cut finish with a flush trimming bit, use one with four-flutes. Feed rate is reduced, but chipping is virtually eliminated.



ØD	B	Ød	L	Tool No.
3/4	1	1/2	3	57184
3/4	1-1/2	1/2	4	57185
3/4	2	1/2	4-1/2	57186
3/4	2	1/2	4-3/4	57187 ** <b>NEW</b>

Standard replacement bearing (steel) use #47714.

Optional Delrin® replacement bearing (steel) use #47709, for solid surface application.

\*\* Replacement Bearings: #47714 (bottom), #47721 (2 top). Retaining Collar #47740.



## ULTRATRIM™ SOLID CARBIDE SPIRAL TRIM

*With Double Ball Bearing Guide*

**2 Flute**

For the ultimate, chip-free finish in solid-surface, laminate, and melamine, and for template work of all kinds, use this solid carbide up-spiral bit. The twin ball-bearing pilot enhances the stability of the tool.



ØD	B	Ød	L	'Up-cut' Tool No.	'Down-cut' Tool No.
1/2	1-1/4	1/2	3-3/4	46300	46400
1/2	2	1/2	4-3/4	46304	46404

Standard replacement bearing: (.500" dia.), use #47706.

Undersized bearing (.492" dia.), use #47715 – for use after re-sharpening.

Replacement nut: use #67086.



## SOLID CARBIDE SPIRAL PLASTIC 'O' FLUTE



### Single Flute Up-Cut & Down-Cut

This bit is designed to produce super clean, smooth cuts, especially in acrylic materials (Plexiglas®, Lucite®) other plastics and wood. It includes a special carbide grade, very high tolerance grinding and a unique carbide polishing process.

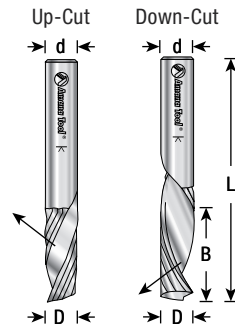
#### For Super Clean Cuts In:

- Plastic
- Solid surface materials
- Wood
- Foam board

The most popular design. Fits most CNC machines.

- Right Hand Helix
- Right Hand Cut

ØD	B	Ød	L	'Up-Cut' Tool No.	'Down-Cut' Tool No.
1/8	1/2	1/8	2	51410	51510
3/16	5/8	3/16	2	51412	51512
1/4	3/4	1/4	2	51404	51504
1/4	1	1/4	2-1/2	51405	51505 <b>NEW</b>



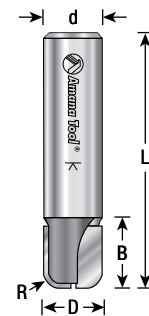
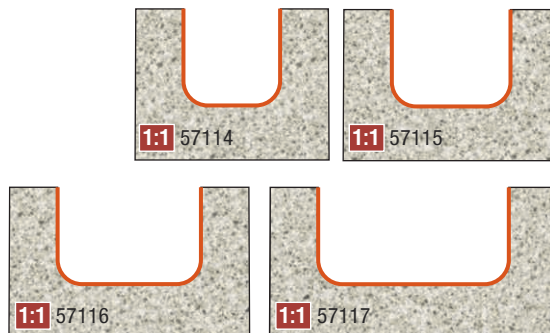
## DRAINBOARD

### Carbide Tipped • 2 Flute



This bit is perfect for cutting custom drainboard patterns in solid surface materials, as well as wooden countertops and cutting boards. It produces a flat-bottomed groove with radiused corners. Use in a handheld router guided by a template, fence or edge guide.

ØD	B	R	Ød	L	Tool No.
1/2	1/2	1/8	1/2	2	57114
5/8	1/2	1/8	1/2	2	57115
3/4	1/2	1/8	1/2	2	57116
1	1/2	1/8	1/2	2	57117



Straight  
Plunge



Trimming



Signmaking



Grooving



Profiling



Architectural



Jointing



Flooring



Door  
Making



Solid Surface





Straight  
Plunge



Trimming



Signmaking



Grooving



Profiling



Architectural



Jointing



Flooring

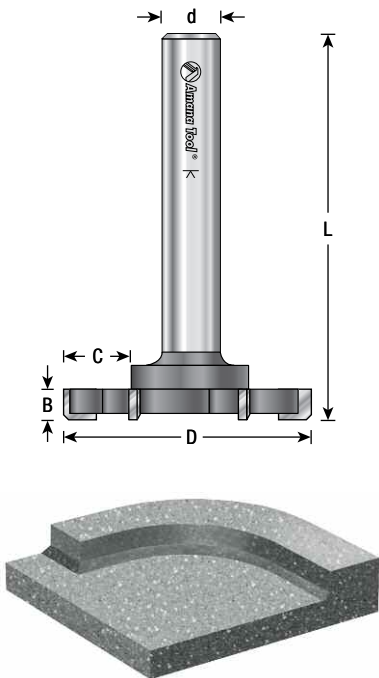
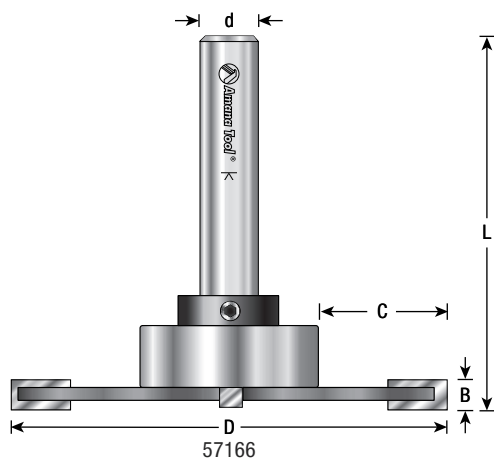
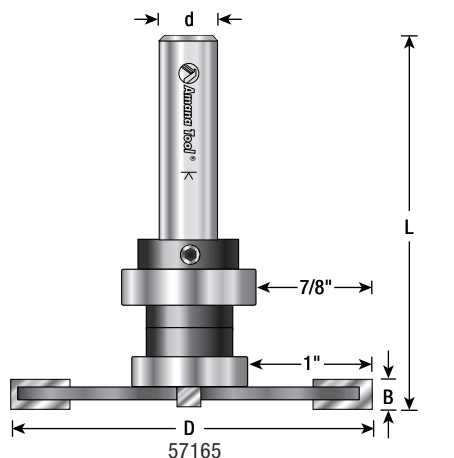


Door  
Making



Solid Surface

Industrial Quality  
**Router Bits**



## CUT-OUT BITS

### Carbide Tipped • 4-Wing




Use for cutting out undermount bowls, Surell®, Fountainhead® and other solid surface undermount bowls. For Corian® bowls, must be used with a Corian® bowl template.

ØD	B	C	Ød	L	Tool No.
3	3/16	7/8 & 1	1/2	3-5/32	57165 <sup>Δ</sup> <sub>12</sub>
3-5/8	1/4	1	1/2	3-9/32	57166 <sup>Δ</sup> <sub>12</sub>

Bearing	Spacer	Collar	Key	Tool No.
47745, 47747	55371	47739	5002	57165
47749	55363	47739	5002	57166

**Note:** To achieve the best possible results use these bits with a variable speed router. Minimum horsepower: 2-1/2 Speed: 12,000 RPM or less.

<sup>Δ</sup> **Warning:** Maximum RPM <sup>Δ</sup><sub>12</sub> = 12,000



## COUNTER-TOP TRIM

### Carbide Tipped • 6-Wing



Create extra-smooth shallow recesses in countertops with this 6-wing tool. The radiused cutting tips produce an edge that's easy on the fingers and simple to clean. Use in a handheld router.

ØD	B	C	Ød	L	Tool No.
2-1/16	1/4	1/2	1/2	3-5/16	57136



3D renderings & tool illustrations **not** shown at actual size. Visit our website for additional 1:1 profiles.

<sup>Δ</sup> **Warning:** Before use, read router bit safety guidelines on pages 186-188.

## COVE/BACKSPLASH

*With Upper Ultra-Glide™  
Ball Bearing Guide Assembly*

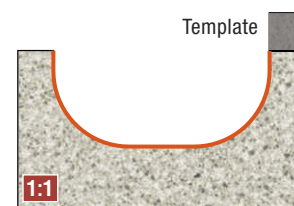

**Carbide Tipped • 2 Flute**

Radius the transition from horizontal counter-top surface to vertical backsplash with this bit. The cutting profile is a modified cove, having rounded corners separated by a flat. A shank-mounted Ultra-Glide™ bearing guides the cut. Use in a handheld router.

ØD	R	B	Ød	L	Tool No.
1-1/8	3/8	1/2	1/2	2-7/8	57232

Replacement Ultra-Glide™ bearing #47737.

Replacement collar #47740.



## ROMAN OGEE

*With Ultra-Glide™  
Ball Bearing Guide Assembly*


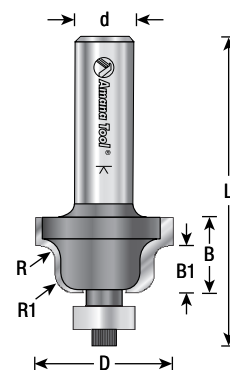

**Carbide Tipped • 2 Flute**

Form a classic Roman ogee profile on the edges of solid-surface materials without concern that the bearing will damage it. This bit's Ultra-Glide™ bearing is gentle on the material.

ØD	R	R1	B	B1	Ød	L	Tool No.
1-1/8	1/8	5/32	5/8	3/8	1/2	2-1/2	57127

Replacement Ultra-Glide™ bearing #47707.

Optional replacement steel bearing #47706.



Solid Surface

Industrial Quality  
**Router Bits**

3D renderings & tool illustrations **not** shown at actual size. Visit our website for additional 1:1 profiles.

**Warning:** Before use, read router bit safety guidelines on pages 186-188.





Straight  
Plunge



Trimming



Signmaking



Grooving



Profiling



Architectural



Joining



Flooring



Door  
Making



Solid Surface

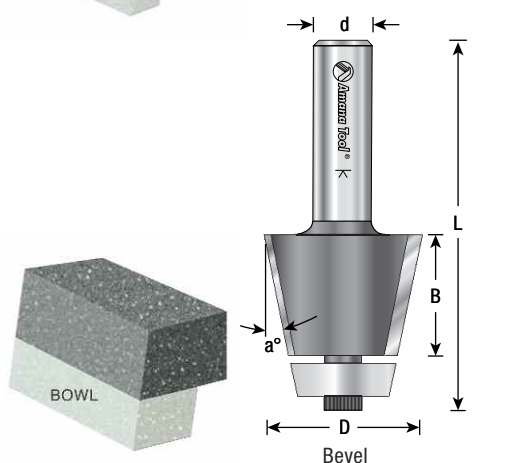
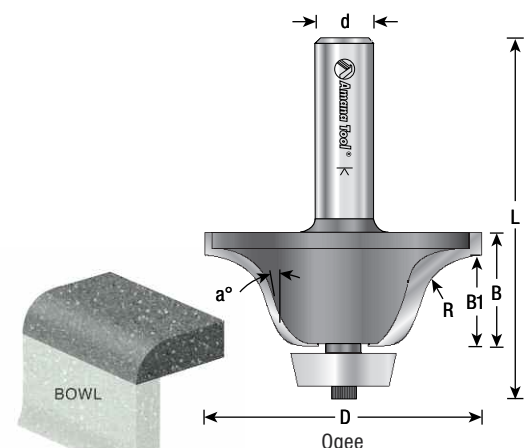
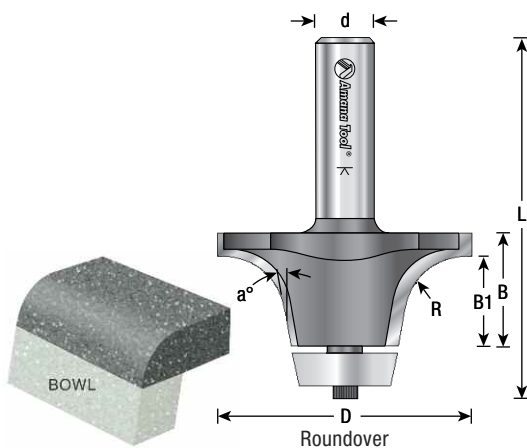
Industrial Quality  
**Router Bits**



## UNDERMOUNT BOWL With Ultra-Glide™ Ball Bearing Guide Assembly

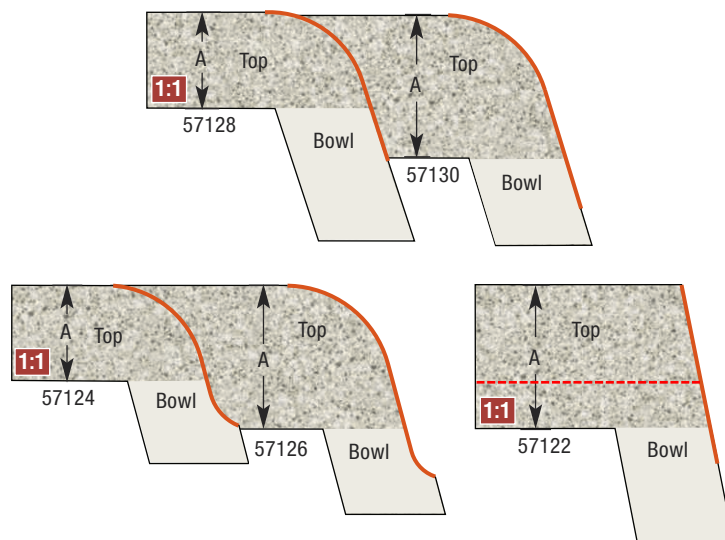
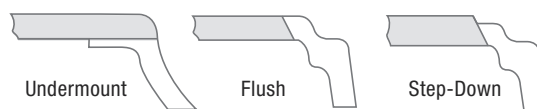
### Carbide Tipped • 2 Flute

These bits prepare and/or finish counter-top edges in conjunction with undermount bowl installations. The roundover and ogee bits trim and profile the counter-top edges after the bowl is mounted. The bevel bit trims the sink cut-out flush with an installed undermount bowl, but it also can be used with a template to prepare a sink cut-out for a bevel-mount bowl. All these tools can be used for undermount applications of Corian® sink and bowl #'s 802S, 804S, 805S, 809S, and 871S.



ØD	a°	R	A	B	B1	Ød	L	Type	Tool No.
2-1/8	18°	1/2	1/2	1	3/4	1/2	3	Roundover	57128
2-1/4	18°	9/16	3/4	1-1/4	1	1/2	3-1/4	Roundover	57130
2-1/8	15°	1/2	1/2	1	3/4	1/2	3	Ogee	57124
2-1/4	15°	9/16	3/4	1-1/4	1	1/2	3-1/4	Ogee	57126
1-1/4	11.5°	—	1/2 & 3/4	15/16	—	1/2	3	Bevel	57122

Replacement Ultra-Glide™ bearing assembly #47726 (all tools).  
(Includes #5003 5/32" hex key and #67093 allen screw).



## UNDERMOUNT BOWL

With Ultra-Glide™ Ball Bearing Guide



### Carbide Tipped

#### 2 Flute Assembly For Corian® Bowl #'s

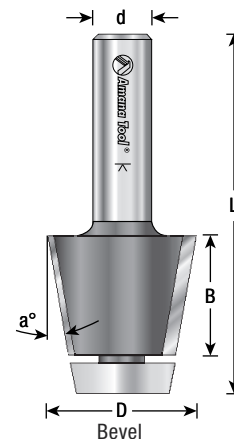
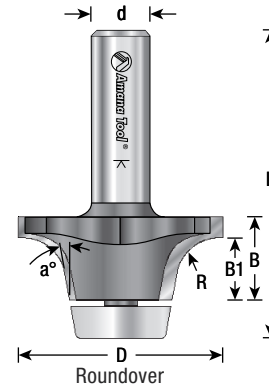
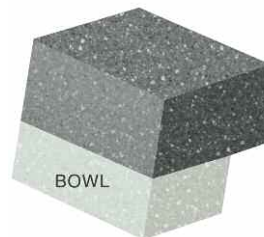
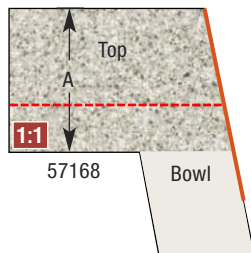
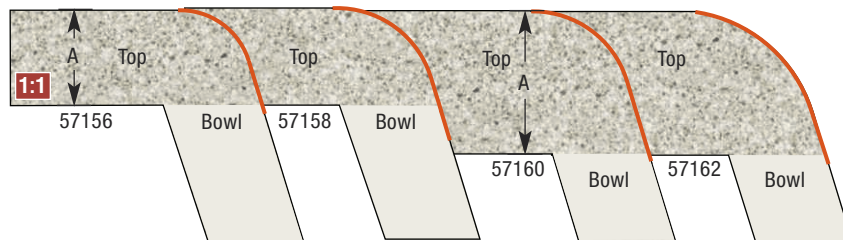
874s, 810as, 850, 857b, 859s, 871s, 872s, 891s, 893s

These bits are designed specifically for use in undermount installations of Corian® bowl #874-S. They trim and profile the counter-top edges after the bowl is mounted.

ØD	a°	R	A	B	B1	Ød	L	Type	Tool No.
1-25/32	17°	3/8	1/2	11/16	17/32	1/2	2-1/2	Roundover	57156
2	14°	1/2	1/2	11/16	17/32	1/2	2-1/2	Roundover	57158
2-1/8	17°	1/2	3/4	1	25/32	1/2	2-7/8	Roundover	57160
2-1/4	15°	3/4	3/4	1-1/4	25/32	1/2	3	Roundover	57162 $\Delta_{20}$
1-1/4	10°	—	1/2 or 3/4	1	—	1/2	3	Bevel	57168

Replacement Ultra-Glide™ bearing assembly #47731 (includes #5009 1/8" hex key and #67146 special flat head machine screw).

$\Delta$  Warning: Maximum RPM  $\Delta_{20}$  =20,000



Straight Plunge



Trimming



Signmaking



Grooving



Profiling



Architectural




Jointing



Flooring



Door Making



Solid Surface

Industrial Quality  
**Router Bits**

3D renderings & tool illustrations **not** shown at actual size. Visit our website for additional 1:1 profiles.

$\Delta$  Warning: Before use, read router bit safety guidelines on pages 186-188.







Straight  
Plunge



Trimming



Signmaking



Grooving



Profiling



Architectural



Jointing



Flooring

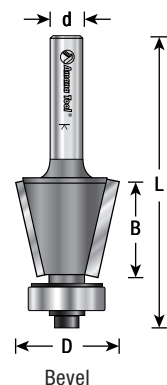
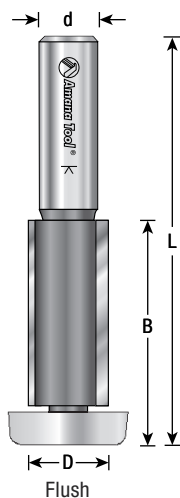
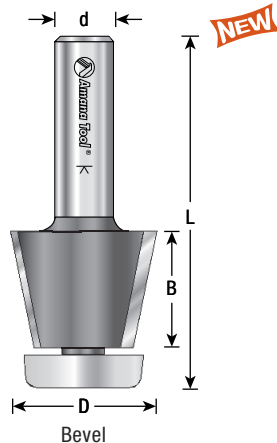


Door  
Making



Solid Surface

Industrial Quality  
**Router Bits**



## KARRAN® STAINLESS STEEL SINK EDGE BITS

*With Ultra-Glide™ Radius Ball Bearing Guide*

### Carbide Tipped

This bit is designed specifically for use for the Karran stainless steel edgesinks for laminate and 1/2" solid surface materials. They trim the counter-top edge after the bowl is mounted.

ØD	A	B	Ød	L	Description	Tool No.
1-3/16	1/2 or 3/4	1	1/2	3-1/8	Bevel	57169 <b>NEW</b>
49/64	1/2 or 3/4	1-1/2	1/2	3-1/2	Flush	57155
7/8	1/2 or 3/4	7/8	1/4	2-1/4	Bevel	49409

Replacement Ultra-Glide™ bearing assembly #47733 (fits #57169 & #57155 and includes #5009 1/8" hex key and #67146 special flat head machine screw).

Steel ball bearing #47718 (fits #49409).



3D renderings & tool illustrations **not** shown at actual size. Visit our website for additional 1:1 profiles.

**Warning:** Before use, read router bit safety guidelines on pages 186-188.

## WILSONART® BOWL

With Ultra-Glide™  
Ball Bearing Guide Assembly

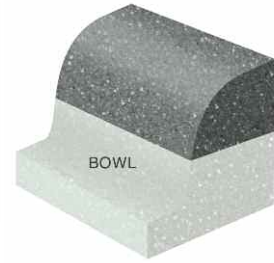
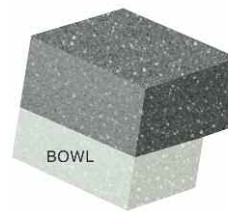
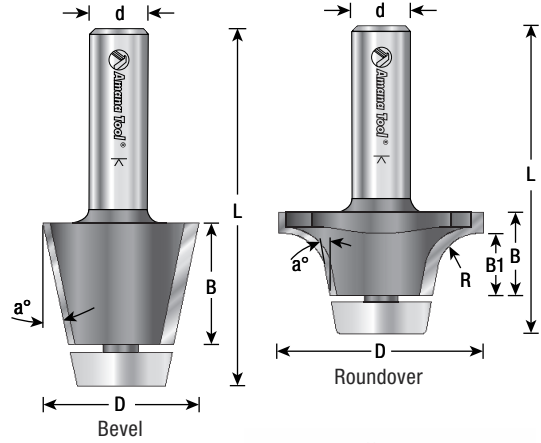
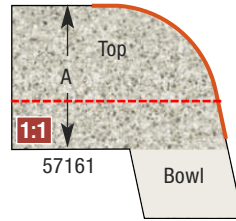
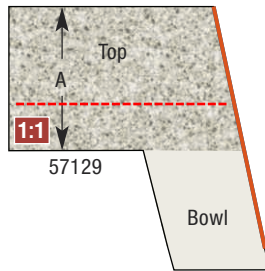


### Carbide Tipped • 2 Flute

These three bits, designed specifically for use with the Wilsonart® bowl, produce three different edge treatments – a bevel with a hard edge, a bevel with a rounded-over edge, and a bevel with an ogee-profile edge. Use with any handheld router; the Ultra-Glide™ bearing guides the cut.

ØD	a°	R	Counter-top Thickness(A)	B	B1	Ød	L	Type	Tool No.
1-1/2	12°	—	1/2 to 1-1/4	1-1/4	—	1/2	3-1/16	Bevel	57129
2-3/8	12°	9/16	1/2 to 3/4	7/8	11/16	1/2	2-11/16	Roundover	57161

Replacement Ultra-Glide™ bearing assembly #47732 (includes #5009 1/8" hex key and #67146 special flat bead machine screw).



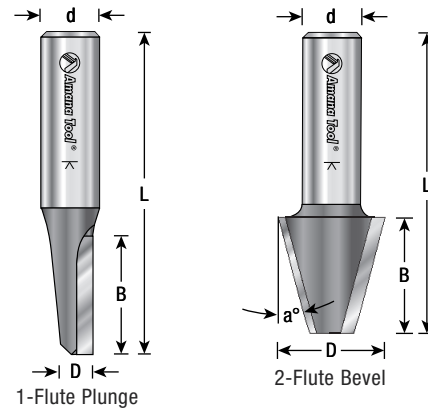



## TOPMOUNT ROUTER EUROPEAN TYPE

### Carbide Tipped • 2 Flute

For sink cut-outs and to prepare counter-top for topmount installation of sink or bowl. Among others, can be used for Corian® sink and bowl #'s 830A, 852RA, 852LA, and 854RA.

ØD	a°	B	Ød	L	Type	Tool No.
3/8	—	1	1/2	2-3/4	1-Flute Plunge	45302
29/32	15°	15/16	1/2	2-1/2	2-Flute Bevel	57132



Industrial Quality  
**Router Bits**



Straight  
Plunge



Trimming



Signmaking



Grooving



Profiling



Architectural



Jointing



Flooring



Door  
Making



Solid Surface

Industrial Quality  
**Router Bits**



## DECORATIVE EDGE

*With Ultra-Glide™  
Ball Bearing Guide Assembly*



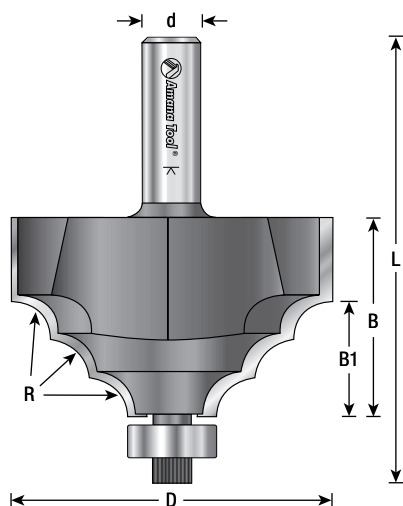
### Carbide Tipped • 2 Flute

Amana Tool® has a wider variety of profile cutters designed specifically for use on solid surface materials than any other manufacturer. This series of profile cutters are scaled for thick or even built-up solid surface structures. With most profiles, uncomfortably sharp edges are entirely eliminated, replaced with soft curves. All bits are equipped with easy-on-the-material Ultra-Glide™ pilot bearings. All are large bits that must be run at reduced speed in a high-horsepower router.

ØD	R	B	B1	Ød	L	Tool No.
2-5/8	5/16	1-5/8	15/16	1/2	3-1/2	57200

Replacement Ultra-Glide™ bearing #47709 (includes #5003 5/32" hex key).

**Warning:** Maximum RPM 12,000



**Note:** Tools on this page can also be used for woodworking applications by substituting #47709 Ultra-Glide™ bearing for #47714 steel bearing. Order #47714 separately.

3D renderings & tool illustrations **not** shown at actual size. Visit our website for additional 1:1 profiles.  
**Warning:** Before use, read router bit safety guidelines on pages 186-188.

## DECORATIVE EDGE

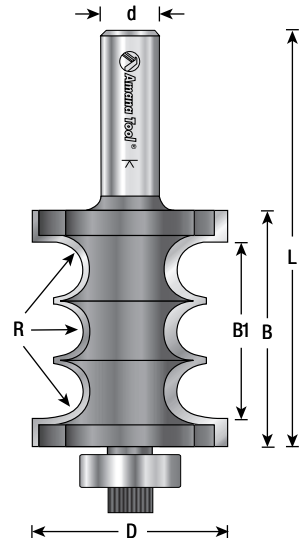

With Ultra-Glide™  
Ball Bearing Guide Assembly

Carbide Tipped • 2 Flute



ØD	R	B	B1	Ød	L	Tool No.
1-5/8	15/64	2	1-17/32	1/2	3-1/2	57202

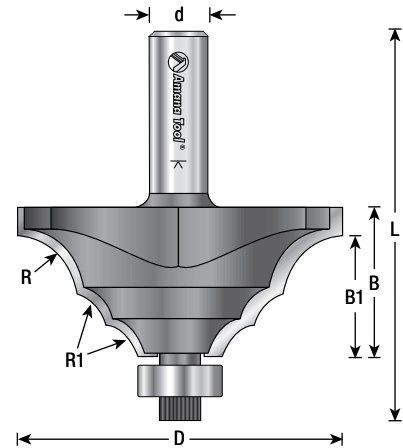


Replacement Ultra-Glide™ bearing #47709 (includes #5003 5/32" hex key).



ØD	R	R1	B	B1	Ød	L	Tool No.
2-3/4	1/2	1/4	1-5/16	1	1/2	3-1/8	57208

Replacement Ultra-Glide™ bearing #47709 (includes #5003 5/32" hex key).

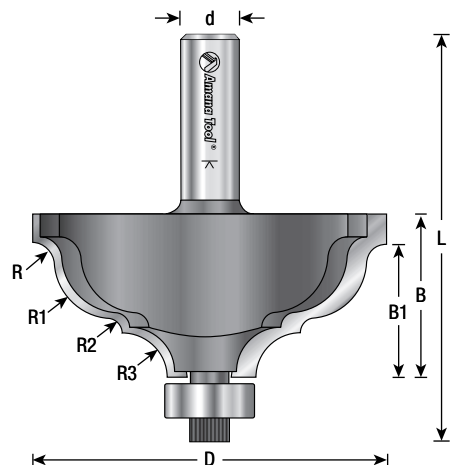


⚠ **Warning:** Maximum RPM 10,000



ØD	R	R1	R2	R3	B	B1	Ød	L	Tool No.
3	3/16	1/2	1/8	3/8	1-9/16	1-5/32	1/2	3-5/16	57210

Replacement Ultra-Glide™ bearing #47709 (includes #5003 5/32" hex key).

⚠ **Warning:** Maximum RPM 10,000



Industrial Quality  
**Router Bits**

3D renderings & tool illustrations **not** shown at actual size. Visit our website for additional 1:1 profiles.

⚠ **Warning:** Before use, read router bit safety guidelines on pages 186-188.







Straight  
Plunge



Trimming



Signmaking



Grooving



Profiling



Architectural



Jointing



Flooring

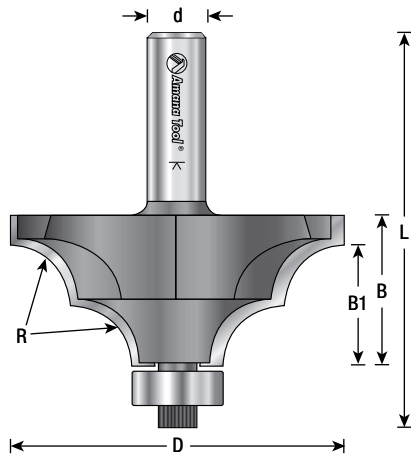


Door  
Making



Solid Surface

Industrial Quality  
**Router Bits**



## DECORATIVE EDGE

With Ultra-Glide™  
Ball Bearing Guide Assembly

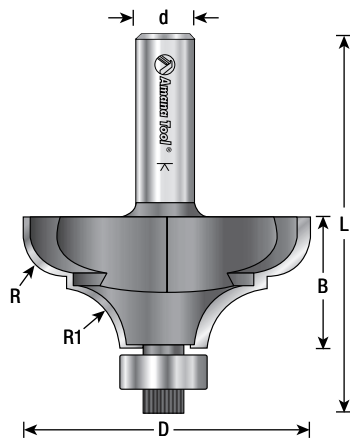



Carbide Tipped • 2 Flute

ØD	R	B	B1	Ød	L	Tool No.
2-3/4	1/2	1-1/4	1	1/2	3-1/4	57214

Replacement Ultra-Glide™ bearing #47709 (includes #5003 5/32" hex key).

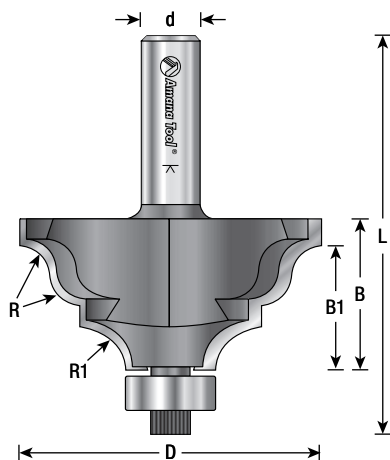
⚠ Warning: Maximum RPM 10,000



ØD	R	R1	B	Ød	L	Tool No.
2-1/2	3/8	1/2	1-1/8	1/2	3-1/8	57216

Replacement Ultra-Glide™ bearing #47709 (includes #5003 5/32" hex key).


⚠ Warning: Maximum RPM 12,000



ØD	R	R1	B	B1	Ød	L	Tool No.
2-1/2	1/4	3/8	1-1/4	1-1/16	1/2	3-5/8	57218

Replacement Ultra-Glide™ bearing #47709 (includes #5003 5/32" hex key).

⚠ Warning: Maximum RPM 12,000



**Note:** Some tools on this page can also be used for woodworking applications by substituting #47709 Ultra-Glide™ bearing for #47714 steel bearing. Order #47714 separately. With #47707 Ultra-Glide™, substitute #47706 steel bearing.

3D renderings & tool illustrations **not** shown at actual size. Visit our website for additional 1:1 profiles.

⚠ Warning: Before use, read router bit safety guidelines on pages 186-188.

## CHAMFER

With Ultra-Glide™  
Ball Bearing Guide Assembly

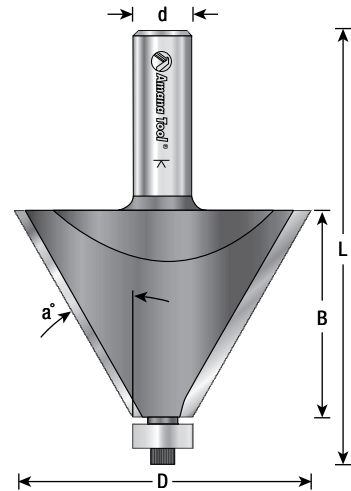


### Carbide Tipped • 2 Flute

Chamfer and even bevel solid-surface edges with one of these two bits. These large bits must be run at reduced speed in a high-horsepower router.

ØD	a°	B	Ød	L	Tool No.
2	45°	3/4	1/2	2-5/8	57220
2-17/32	30°	1-3/4	1/2	3-5/8	57258 $\Delta_{12}$

Replacement Ultra-Glide™ bearing #47707.

$\Delta$  **Warning:** Maximum RPM  $\Delta_{12}$  = 12,000



## DOUBLE BULLNOSE

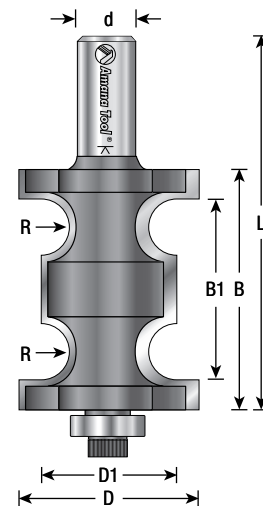
With Ball Bearing Guide

### Carbide Tipped • 2 Flute

Cut bullnose profiles on two layers in a stack in one pass with this large cutter.

ØD	ØD1	R	B	B1	Ød	L	Tool No.
1-1/2	1-1/8	15/64	2	1-1/2	1/2	3-1/8	57238

Replacement bearing #47712.



Straight Plunge



Trimming



Signmaking



Grooving



Profiling



Architectural



Jointing



Flooring



Door Making



Solid Surface

Industrial Quality  
**Router Bits**

3D renderings & tool illustrations **not** shown at actual size. Visit our website for additional 1:1 profiles.

$\Delta$  **Warning:** Before use, read router bit safety guidelines on pages 186-188.





Straight  
Plunge



Trimming



Signmaking



Grooving



Profiling



Architectural



Jointing



Flooring

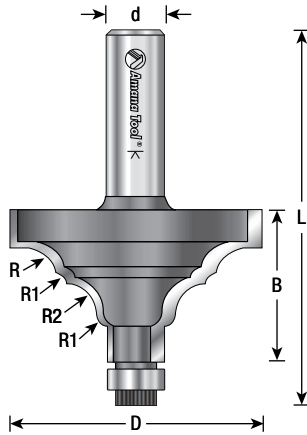


Door  
Making



Solid Surface

Industrial Quality  
**Router Bits**



## MULTI RADIUS

*With Ultra-Glide™  
Ball Bearing Guide Assembly*

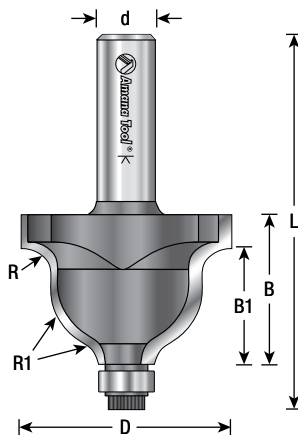



### Carbide Tipped • 2 Flute

This versatile profile cutter can be used in its entirety or selectively to produce an ogee, bead, or combinations of the two. It will handle material up to 1-1/2" thick. Use in a handheld router, guided by the non-marring Ultra-Glide™ pilot bearing or an edge guide.

ØD	R	R1	R2	B	Ød	L	Tool No.
2-1/4	15/64	3/32	9/32	1-3/8	1/2	3-1/8	57242

Replacement Ultra-Glide™ bearing assembly #47707.



## LONG OGE

*With Ultra-Glide™  
Ball Bearing Guide Assembly*



### Carbide Tipped • 2 Flute

To soften and beautify a thick or built-up edge, use this bit, which cuts a vertically elongated reverse ogee profile. Use with a handheld router.

ØD	R	R1	B	B1	Ød	L	Tool No.
1-3/4	15/64	33/64	1-1/4	1	1/2	3-1/4	57246

Replacement Ultra-Glide™ bearing assembly #47707.



## DECORATIVE EDGE

With Ultra-Glide™  
Ball Bearing Guide Assembly

### Carbide Tipped • 2 Flute

Cut a table-edge type profile on the edge of a solid-surface countertop with this large bit. The profile is an elongated ogee. Because of its large diameter, this bit should only be used in a high-horsepower router and run at reduced speed.

ØD	R	R1	B	Ød	L	Tool No.
3	5/16	1/2	1-1/8	1/2	3-1/8	57248

Replacement Ultra-Glide™ bearing assembly #47709.

⚠ **Warning:** Maximum RPM 15,000




This bit produces a table-edge type profile on a solid-surface countertop. The bit combines the traditional ogee form with a large quarter-round. Because of its large diameter, this bit should only be used in a high-horsepower router and run at reduced speed.

ØD	R	R1	R2	B	Ød	L	Tool No.
3	1/4	15/64	1/2	1-11/64	1/2	3-1/16	57252

Replacement Ultra-Glide™ bearing assembly #47707.

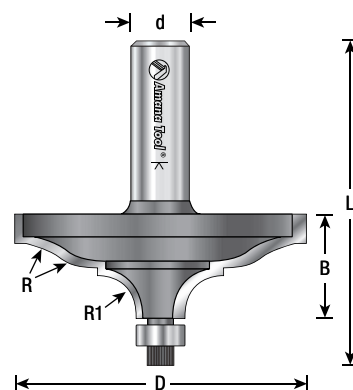
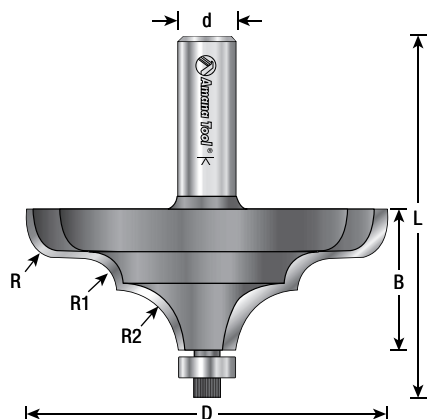
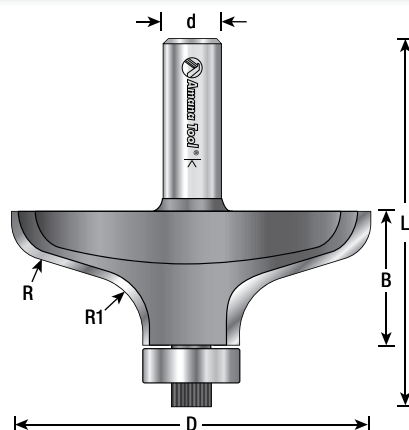

⚠ **Warning:** Maximum RPM 16,000



This bit combines a traditional shallow ogee form with a substantial quarter-round to produce a table-edge type profile on a solid-surface counter-top. Adjust cut depth of router to control the margin of the profile. Because of its large diameter, this bit should only be used in a high-horsepower router and run at reduced speed.

ØD	R	R1	B	Ød	L	Tool No.
2-1/2	19/32	19/64	7/8	1/2	2-3/4	57254

Replacement Ultra-Glide™ bearing assembly #47707.



Straight  
Plunge



Trimming



Signmaking



Grooving



Profiling



Architectural



Jointing



Flooring



Door  
Making



Solid Surface

Industrial Quality  
**Router Bits**

3D renderings & tool illustrations **not** shown at actual size. Visit our website for additional 1:1 profiles.

⚠ **Warning:** Before use, read router bit safety guidelines on pages 186-188.







Straight Plunge



Trimming



Signmaking



Grooving



Profiling



Architectural



Joining



Flooring

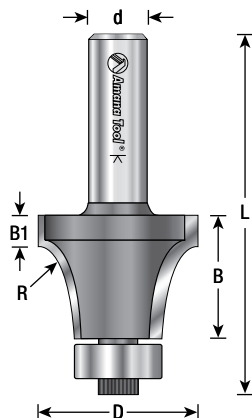


Door Making



Solid Surface

Industrial Quality  
**Router Bits**



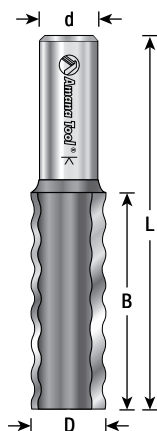

## DECORATIVE EDGE TRIM

Carbide Tipped • 2 Flute



ØD	B	B1	R	Ød	L	Tool No.
1-5/16	1-1/16	7/32	1-3/8	1/2	3-1/8	57257

Replacement bearing #47709.



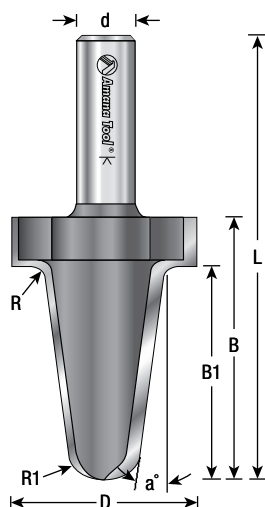


## WAVY JOINT

Carbide Tipped • 2 Flute



Creates a solid joint in the material by adding a greater surface for glue.

ØD	B	Ød	L	Tool No.
5/8	1-13/16	1/2	3-1/8	57260



## BACKSPASH

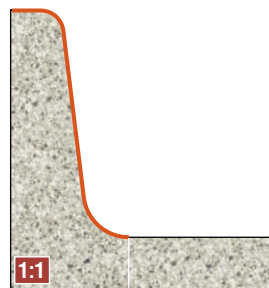
Carbide Tipped • 2 Flute




Shape a low backsplash – the transition from counter-top to backsplash, the slope, and its top edge-in one operation with this unique bit.

ØD	a°	R	R1	B	B1	Ød	L	Tool No.
1-17/32	7°	15/64	1/8	1-9/16	1-3/16	1/2	3-1/16	57228 <sup>△22</sup>
1-17/32	7°	15/64	1/8	2-1/8	1-3/4	1/2	3-11/16	57230 <sup>△18</sup>

<sup>△</sup> Warning: Maximum RPM <sup>△18</sup> =18,000; <sup>△22</sup> =22,000





## TECHNICAL INFORMATION

### Router Bit Selection, Application & Maintenance

Amana Tool® has prepared the following guidelines to assist our distributors and customers in the selection, application and maintenance of our high quality industrial routing tools.

**ALL ROUTER BITS ARE CARBIDE-TIPPED UNLESS STATED OTHERWISE.**

## 1. GENERAL INFORMATION

The router bits contained in this catalog are designed for use in portable or stationary/CNC routing machines only. Do not use router bits in any other equipment such as a drill press, portable electric drill, etc. Conversely, 'Boring Bits' are designed for boring machines and/or drill presses, and not for routing machines or portable drills. Unless specified otherwise, all router bits in this catalog are for clockwise (right hand) rotation.

Always wear proper eye protection while operating routers.

Read and understand all information provided with the particular router you are using. The router should be of high quality and all parts thereof should be well maintained. Keep body, clothing and hair away from all moving parts.

Cutting tools that are properly sharpened and maintained will cut faster, better and longer, and will be safer to use. In addition, less horsepower is required (both machine & operator) when sharp tools are used.

## 2. ROUTER TOOL SELECTION

Carbide router bits provide an excellent finish in solid hard and softwood, wood by-products such as MDF and plywood, and abrasive materials such as plastic, Corian® and other solid surface sheet goods. Under certain conditions, non-ferrous metals such as aluminum and brass can also be cut using carbide tools provided that a coolant is used and proper clamping devices are employed. Extreme care should be taken when cutting non-ferrous metals, and if you are not familiar with the special cutting properties of these materials, please seek professional advice before you attempt any routing or sawing. **Never** attempt to cut ferrous metals (steel, iron, etc.) with carbide router bits.

Solid steel portions of our tools (shank, tool body) are **turned, milled and ground** (not cast) from the highest quality tool steel available.

**Note:** On certain grinding equipment, cast body tools have been known to be more difficult to re-sharpen due to indexing complications. Choose your tools carefully.

Always use the **shortest cutting edge** available that will meet the requirements of your application. Excessive cutting edge length and/or overall length compounds vibration and deflection – a leading cause of tool breakage.

Always use the **largest diameter shank** available that your router will accommodate.

Always use the **correct size collet** for your router and avoid using collet reducing sleeves or bushings. Reducers only add to vibration and run-out, and they generally do not provide the necessary holding capabilities as with a collet alone.



### Single Edge (1 Flute) Router Bits

should be used when the speed of the cut (feed-rate) is primary and the finish is secondary. Available on certain plunge bits.



### Double Edge (2 Flute) Router Bits

should be used when the finish is primary and feed-rate is secondary. Most router bits have 2 flutes.



### 3° Down-Shear Router Bits

are recommended when the finish from a standard bit is inadequate or the horsepower is low. Shear action cuts a smaller portion of the workpiece at one time due to a radial flute design. Bits are available in a straight plunge, shear plunge with upper ball bearing and Supertrim™. Down-shear is not intended to be used 'inverted', as in a router table or shaper. Also see the new 'opposite-shear' bits.



### Stagger-Tooth Router Bits

are considered 2 flute but the cutting edge is split (staggered 180°) between the two flutes. These tools combine the speed and chip clearance of one flute bits, with the strength and balance of two-flute bits.



### Flush Trim (2 Flute, 3 Flute And 4 Flute) Router Bits

are available on some trim bits, spirals and insert bits. This design will provide an extremely smooth finish on certain laminates that tend to chip easily.



### Panel Pilot Router Bits

have a plunge point and a pilot that can serve as an edge guide. Generally used by mobile home and trailer manufacturers.



### Mortising Bits

have a large gullet between the two flutes for better chip removal during mortising type cuts. Screw-type bits are normally used in mortising jigs and door machines.



### Solid Carbide Plastic (0) Flute 'Up-Cut' And 'Down-Cut' Router Bits

are used to produce super clean cuts, especially in acrylic materials (Plexiglas®, Lucite®), other plastics, solid surface and wood.



### Solid Carbide Aluminum (0) Flute 'Up-Cut' And 'Down-Cut' Router Bits

are specifically designed for cutting aluminum, brass, copper and other non-ferrous metals.



### Solid Carbide Router Bits

(diamond pattern), are recommended for highly abrasive materials such as fiberglass, tile, etc.



### Spiral Flute 'Up-Cut' and 'Down-Cut' Router Bits

are recommended for deeper mortising where chip removal is essential to continuing the cut. Also used for some plastics and solid-surface materials such as Corian®, etc.



### Solid Carbide Compression Spiral Bits

are designed for CNC applications requiring high feed rates and a clean finish. Particularly suitable for double-sided melamine or laminated material. Choose either single flute for the highest possible feed rate or double flute for the best finish.



### Chipbreaker Bits

can be specially ordered for 3/4" shank CNC applications. Designed to cut chipboard and MDF at high automatic feed-rates found on CNC machines. Each flute is ground so that the chip breakers are staggered to each other, giving a straight cut. (Two flute only). Also available as standard with certain types of spiral bits.



### Insert Tooling

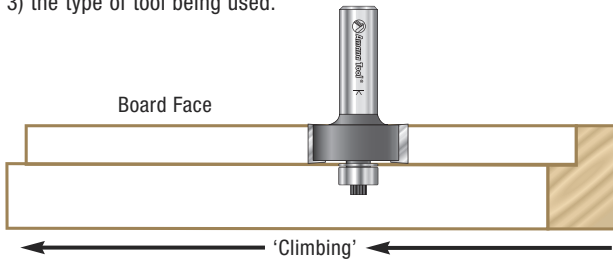
should be considered for long-term cost efficiency especially on high-volume or repeated work. Cutter diameters remain constant for a high degree of accuracy and never require re-sharpening. Consult your local dealer or Amana Tool® for a fast cost comparison analysis on insert-type tooling.

### 3. ROUTER TOOL USAGE

Always use **properly sharpened cutting tools**. The **feed-rate** of a router to the workpiece (or vice-versa if used in a router table) is very important to the longevity of the tool and the overall quality of cut. The operator should feel a constant, even pressure when the work is applied to the cutter. If chattering occurs, stop the router promptly and inspect the router, cutting tool, collet and clamping devices, and ensure that the proper tool is being used for the material being cut.

Always keep the tool moving. Allowing the tool to 'dwell' in the cut will cause burning and reduce tool life immensely. Remember, heat can ruin a sharp tool.

**Feed-rate** ultimately depends on three factors: 1) the type of material being cut, 2) the amount of material being removed and 3) the type of tool being used.

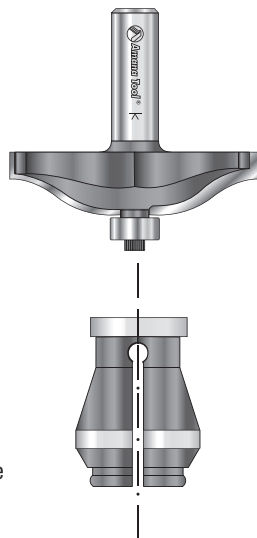


'Climb-cutting' is **not recommended** as a portable routing technique. This action tends to grab the wood and pull the cutting tool in the direction indicated.

If using extremely **large diameter** tools, always accomplish the cut with several passes of the router or, if applicable, remove as much material prior to using the large tool by means of chamfering, etc. This method will increase tool life and generally be a safer practice than trying to remove too much material in one pass. Large diameter router bits should generally be used in a high quality router table.

Proper **collet condition** is of extreme importance. Worn, scored or out-of-round router collets do not provide adequate holding power and will increase run-out and vibration. Multiply these factors by the router RPM (22,000 and greater), and you will realize why we must emphasize the importance of proper router collet condition. Do not assume that new collets are geometrically correct. Dark marks or grooves in the router bit shank usually indicate slippage and a worn collet, which should be replaced immediately.


Router bits should always be **completely inserted** into the collet and backed-off slightly (1/16" approx.). **Never partially insert the bit into the collet.** Follow the guidelines provided in your router owner's manual for further information regarding this and the appropriate usage of the router base and sub-base (particularly for larger diameter tools that do not clear the standard opening in the router sub-base).



### 4. ROUTER TOOL MAINTENANCE

Carbide tools can be **re-sharpened** many times. Always have your cutting tools re-sharpened by a **reputable grinding firm only**. Do not attempt to sharpen your own router bits by means of files, whetstones, etc.

Keep your cutting tools clean and free of dirt, wood resin, pitch and other contaminants using a standard commercial solvent. A light coat of machine oil should prevent any surface discoloration or rust. Thoroughly wipe clean all shanks to prevent slippage during use.



**Ball Bearings** should not be cleaned with solvents, as this will deteriorate the special grease packed inside them. Rather, use an air gun to blow off any dust or dirt. 'Frozen' ball bearings (ones that do not rotate freely) should be replaced promptly.



**Hardware** (nuts, screws, washers) should be replaced if worn.

See "Replacement Parts" on pages 190-191.

### 5. ROUTER TOOL TERMINOLOGY

**Cutting Diameter ('D')** refers to the largest cutting diameter of the tool and is represented in fractions, decimals and/or millimeters.

**Cutting Length ('B or C')** refers to the length or 'depth' of the cutting edge. This dimension usually represents the cutting edge length parallel to the length of the shank and is represented in fractions and/or millimeters.

**Shank Diameter ('d')** refers to the largest diameter of the shank and is equivalent to the router collet inside diameter that is necessary to use the tool. This dimension is represented in fractions.

**Overall Length ('L')** refers to the total length of a router bit from the top of the shank to the bottom of the tool at its furthestmost point. This dimension is represented in fractions and/or millimeters.

**Radius ('R')** of a cutting tool edge refers to one-half the diameter of a complete circle, and is shown in fractions and/or millimeters.

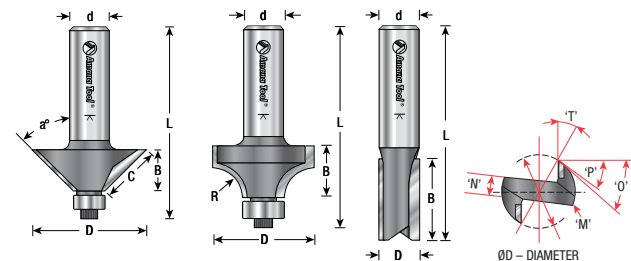
**Bevel Angle ('a°')** refers to the angle formed between the cutting tool edge and a straight line drawn parallel or perpendicular to the shank length, and is measured in degrees.

**Rake Angle ('T')** refers to the angle (or 'hook') of the cutting tool tip in relationship to a straight line drawn perpendicular through the center of the tool. This dimension is measured in degrees.

**Primary Radial Clearance ('P')** refers to the relief grind on the tip of the tool and is measured in degrees.

**Secondary Radial Clearance ('O')** refers to the combined relief grind of the primary clearance and the clearance ground into the body of the tool. This dimension is measured in degrees.

**Web Diameter ('N')** refers to the thickness of the ground steel body of the tool, including the heel area ('M'). The web must be of adequate thickness to withstand industrial routing applications.





## CNC ROUTER BIT FEED RATE INFO

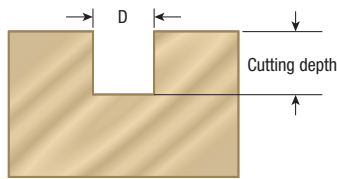
### Explanation of the charts

Each chart is relating to one type of the different tool families on a different type of wood. Each line on a chart is relating to the cutting diameter of the tool. If you cannot find the exact diameter, please relate it as a parallel line to the existing lines.

The information on the charts require a rotation speed of 18,000 RPM. Changing the rotation speed has a proportionally straight relation to the feed rate. For example, if your tool is rotating at 12,000 RPM, you have to decrease the feed rate by the relation of 12,000/18,000. Cutting depth or wood thickness is given with values which relate to the diameter. For example, cutting diameter is 10mm and wood thickness is 20mm, so it becomes a cutting depth of 2xD.

### How to get a feed rate value from the chart

1. Choose the correct chart according to the tool family and the wood type.
2. Locate your line on the chart according to diameter size.
3. Evaluate your cutting depth according to the cutting diameter – is it equal to 1xD or 2xD or 1.5xD, etc.
4. Find the right feed rate according to the wood thickness on the chart.



### Recommended Feed Rate

The following charts give you the **recommended** feed rates for working with different spiral family groups on different wood types, plastics and aluminum. Because of the dependency which we have between the cutting conditions and the non-uniformity of the wood pieces, it is important to understand that these values are only recommendations. Wood fiber direction, wood type, wood humidity, clamping stiffness, machine stiffness, etc., all these variables together or one by one can change the cutting condition.

It is recommended that in any new application, you reach the recommended feed rate gradually and if the cutting quality is OK, you can continue to increase the feed rate values.


Please remember, the larger your chip per tip (high feed rate), the lifetime of the tool is increased.

#### Solid Carbide Spiral W/Chipbreaker




Refer to page 17.

#### Solid Carbide Spiral Flute Plunge

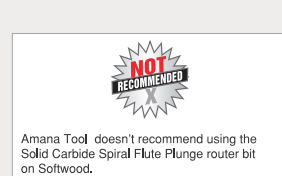
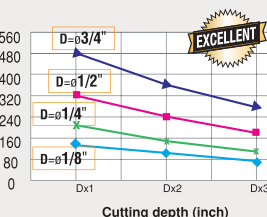
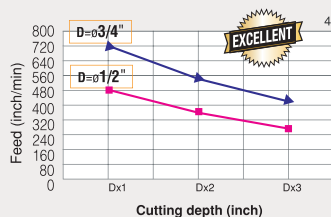
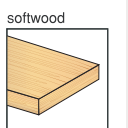
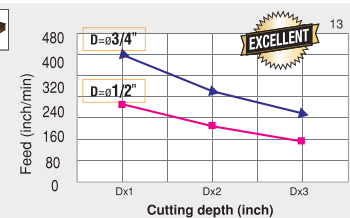
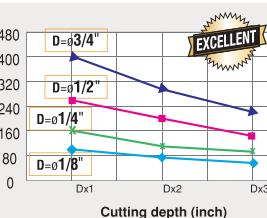
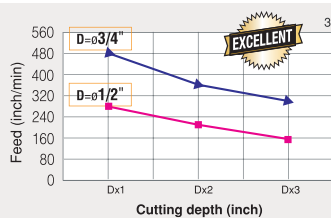
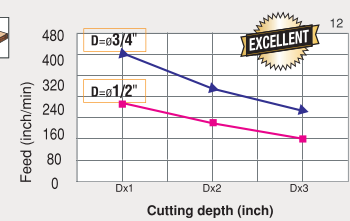
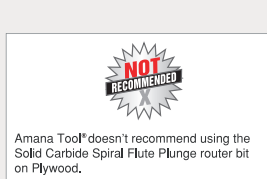
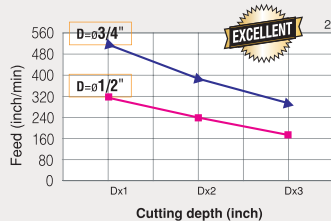
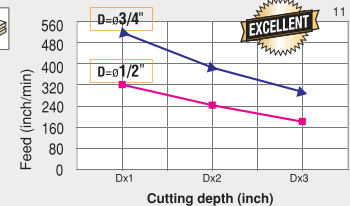
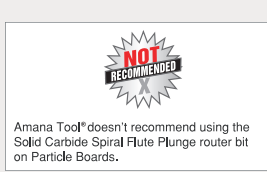
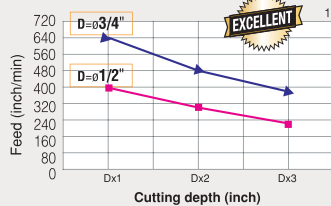
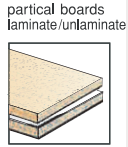


Refer to page 14.

#### Spiral Flute Plunge Solid Carbide



Refer to page 13.



## Solid Carbide Spiral Roughing w/Chipbreaker



Refer to page 17.

## Compression Spiral for Solid Wood



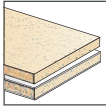
Refer to page 17.

## Compression Spiral for MDF/Laminate



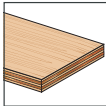
Refer to page 15.

particle boards  
laminates/unlaminates



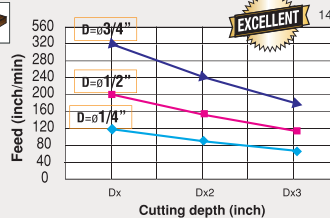
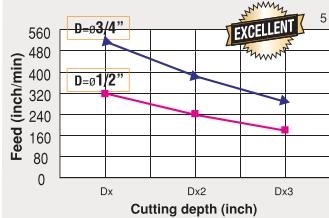

Amana Tool® doesn't recommend using the Solid Carbide Spiral Roughing with Chipbreaker router bit on Particle Boards.

plywood laminates/  
unlaminates



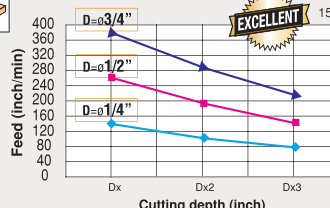
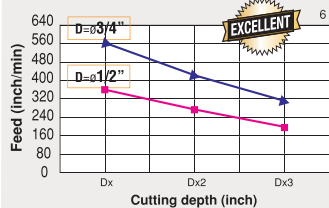
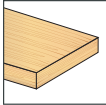
Amana Tool® doesn't recommend using the Solid Carbide Spiral Roughing with Chipbreaker router bit on Plywood.

hardwood



Amana Tool® doesn't recommend using the Compression Spiral MDF/Laminate router bit on Hardwood.

softwood



Amana Tool® doesn't recommend using the Compression Spiral MDF/Laminate router bit on Softwood.

## Spiral Flute Plunge for Solid Wood



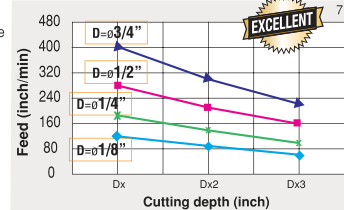
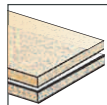
Refer to page 14.

## Spiral Flute Plunge for Solid Wood

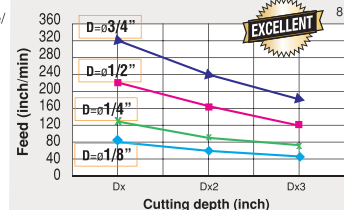
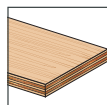


Refer to page 14.

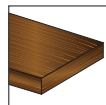
particle boards  
laminates/unlaminates



plywood laminates/  
unlaminates

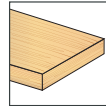


hardwood



Amana Tool® doesn't recommend using the Spiral Flute Plunge for Solid Wood router bit on Hardwood.

softwood



Amana Tool® doesn't recommend using the Spiral Flute Plunge for Solid Wood router bit on Softwood.

# Safety Guidelines for router bits



1. Always refer to your power tool owner's manual prior to using your router & router bits.



2. Always wear eye & hearing protection. Keep clothing clear of cutting area.



3. Never exceed the recommended RPM for the router bit. See reference chart online <http://www.amanatool.com/maxrpm>



4. Check the router collet periodically for wear.



5. Never use a large diameter bit in a handheld router. Refer to Amana Tool® website & catalog for guidelines.



6. Plan the cutting path to avoid cutting the power cord.



## SAFETY GUIDELINES *For Router Bits*



- 7.** Always use a guard and a fence while routing.



- 8.** Secure the router motor in the base before plugging it in to the power outlet.



- 9.** Make certain that the power switch is in the "OFF" position before connecting the router to the power source.



- 10.** Make certain that the stock is free of warp, twist, nails, screws, staples, grit or any other foreign object.



- 11.** Do not bottom-out the bit in the collet; insert the bit fully and then back it out 1/8" or to stop line K, when available.



- 12.** Always use featherboards to hold the workpiece firmly to the table and fence.



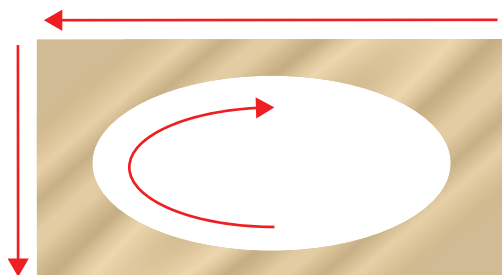
- 13.** Never start the router with the router bit in contact with the stock/workpiece.



- 14.** Always use "push blocks" and "push sticks" to distance your hands from the bit.



## SAFETY GUIDELINES *For Router Bits*



**ROUTE ENDGRAIN FIRST**

- 15.** Push the router in a counter-clockwise direction for external cuts and clockwise for internal cuts.



- 17.** Avoid routing small stock. Shape a larger workpiece and then reduce it in size. If you must shape a small piece use a jig or large wooden clamp to grasp the stock.

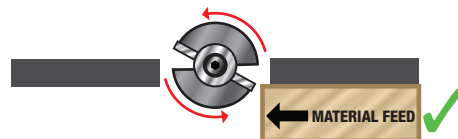


- 19.** Use a jig or miter gauge when shaping end of narrow stock.

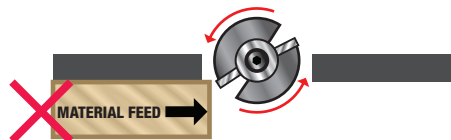


- 21.** Use a starting pin when shaping curved stock without the use of a template.


### CORRECT WAY TO ROUT WORKPIECE



### DO NOT ATTEMPT CLIMB CUTTING



- 16.** Never "climb" cut. Always feed the workpiece against the rotation of the bit.



- 18.** Always plan to route in several passes to achieve the final profile. Do not force the bit into the workpiece. If the router is straining or becomes overloaded the cut is too heavy or bit is dull.

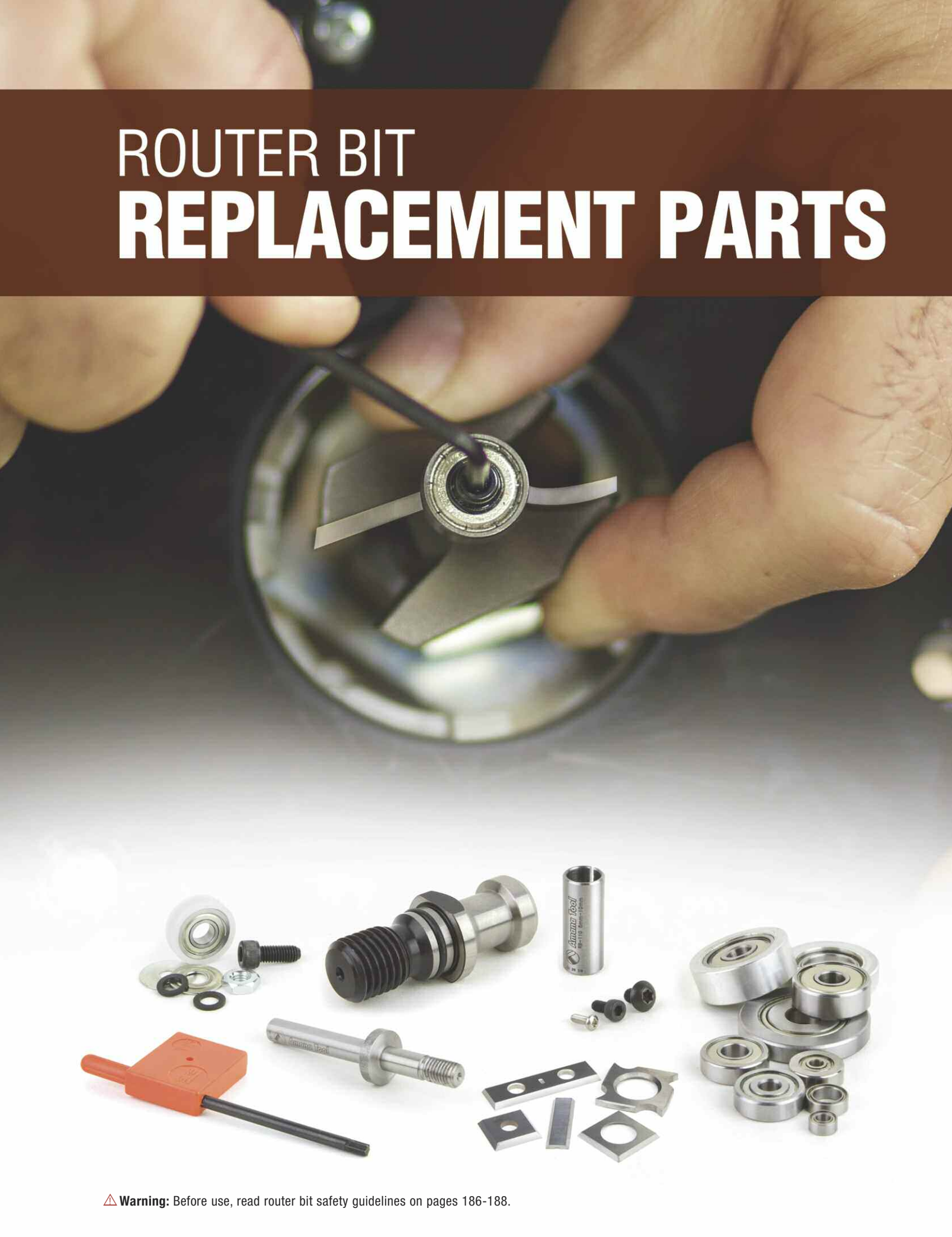


- 20.** Reduce the fence opening as much as possible in order to provide support for the workpiece. When using large diameter bits, such as a raised panel bit, make a zero-clearance fence opening.



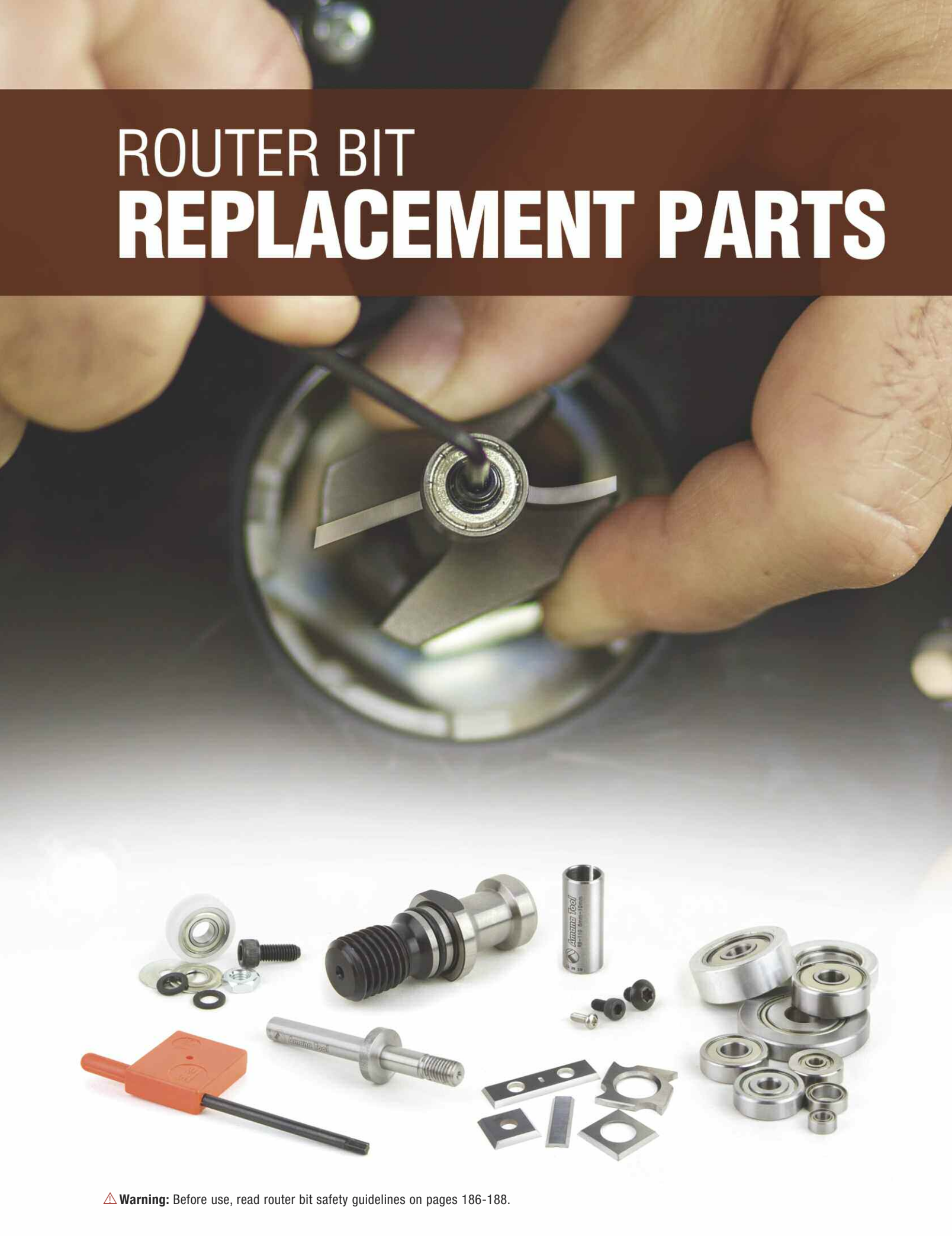
- 22.** When shaping curved stock with a template, extend template beyond the workpiece so that the template contacts the guide bearing before workpiece contacts the bit.

# ROUTER BIT REPLACEMENT PARTS

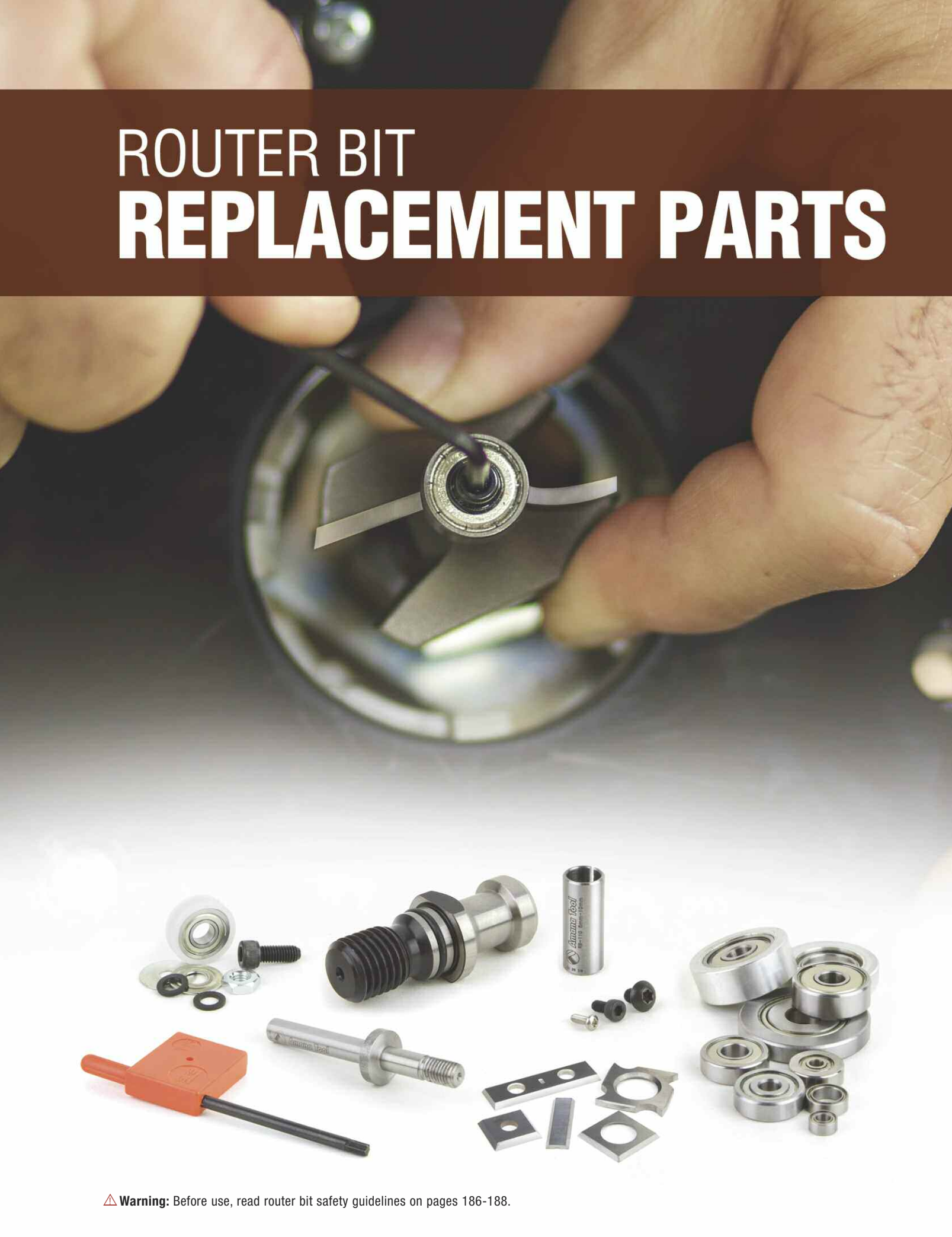


The image displays a variety of router bit replacement parts. In the upper portion, a close-up shows a person's hands installing a router bit into the collet of a router. Below this, a collection of parts is laid out on a white surface. These include several different sizes of bearings, bushings, and router bits. Some parts are labeled with the brand name 'Skil'.

**Warning:** Before use, read router bit safety guidelines on pages 186-188.



# ROUTER BIT REPLACEMENT PARTS



The image shows a variety of router bit replacement parts. In the foreground, there is a collection of parts including several bearings of different sizes, bushings, and router bits. Some parts are labeled with the brand name "Skema Tool". A close-up in the background shows a person's hands installing a router bit into the collet of a router. The text "ROUTER BIT REPLACEMENT PARTS" is prominently displayed at the top.

**Warning:** Before use, read router bit safety guidelines on pages 186-188.

## INDEX



Tool No.	Page #	Bearing(s)	SET Screw	Screw	Dust Shield	Flat Washer	Lock Washer	Collar w/ Set Screw	Collar Set Screw Only	Snap Ring	Hex Nut
DRB-400	34, 35	47706	—	67018	—	—	—	—	—	—	—
MR0100 to MR0114	56	47775	—	—	—	67129	—	—	—	—	67135
RC-1000 to RC-1006	35	47711	—	67176 (3)	—	—	—	—	—	—	—
RC-1008 to RC-1012	41	47712	—	67115 (3)	—	—	—	—	—	—	—
RC-1014	41	47701	—	67115 (3)	—	—	—	—	—	—	—
RC-1230	33	—	—	—	—	—	—	—	—	—	—
RC-2000	34, 35	47706	67016 (2)	67018	—	—	—	—	—	—	—
RC-2400	33	—	—	—	—	—	—	—	—	—	—
RC-45226	3, 97	—	—	67013	—	—	—	—	—	—	—
RC-45910	62, 97	47701	—	—	—	—	—	—	—	—	—
RC-47104	34, 97	47706	67013 (2)	67011	—	—	—	—	—	—	—
RC-49104	79, 97	47706	—	67011	—	—	—	—	—	—	—
RC-49300	92, 97	47706	—	67011	—	—	—	—	—	—	—
RC-49355	94	—	67094	67094	—	67202	—	—	—	—	—
RC-49360	94	See Page	—	67094	—	67202	—	—	—	—	—
RC-49496, RC-49504	72, 97	47706	—	67011	—	—	—	—	—	—	—
RC-54111	97	47706	—	67011	—	—	—	—	—	—	—
44100	22	47706 (2)	—	—	67098	—	—	—	—	—	67086
45360 to 45364	32	47721	—	—	—	—	—	47739	—	—	—
45460, 45461	32	47701	—	—	—	—	—	47724	67091	—	—
45460-S	33, 129	47701	—	—	—	—	—	47724	67091	—	—
45462	32	47712	—	—	—	—	—	47724	67091	—	—
45462-S	33	47712	—	—	—	—	—	47724	67091	—	—
45463	32	47721	—	—	—	—	—	47739	67091	—	—
45464	32	47714	—	—	—	—	—	47724	67091	—	—
45464-S	33	47714	—	—	—	—	—	47724	67091	—	—
45465	32	47721	—	—	—	—	—	47739	67091	—	—
45466	32	47722	—	—	—	—	—	47730	67091	—	—
45467	32	47754	—	—	—	—	—	47739	67091	—	—
45468	32	47738	—	—	—	—	—	47740	67091	—	—
45469 to 45470	115	47712	—	—	—	—	—	47724	—	—	—
45474-S	33	47753	—	—	—	—	—	47724	—	—	—
45475	32	47751 (2)	—	—	—	—	—	47764	—	—	—
45475-S	33	47751 (2)	—	—	—	—	—	47764	—	—	—
45476, 45478, 45479	115	47712	—	—	—	—	—	47724	—	47752	—
45481	32, 129	47701	—	—	—	—	—	47724	—	—	—
45482 to 45483	32	47712	—	—	—	—	—	47724	67091	—	—
45484	33	47714	—	—	—	—	—	47724	—	—	—
45485	32	47714	—	—	—	—	—	47724	67091	—	—
45487, 45491	32, 129	47701	—	—	—	—	—	47724	—	—	—
45489-S	33	47701	—	—	—	—	—	47724	—	—	—
45495	33	47701	—	—	—	—	—	47724	—	—	—
45496	33	47714	—	—	—	—	—	47724	—	—	—
45499	32	47741	—	—	—	—	—	47730	—	—	—
45550, 45551	32	47738	—	—	—	—	—	47724	—	—	—
45561	31	47714	—	—	—	—	—	47724	67091	—	—
45563	31	47721	—	—	—	—	—	47739	67091	—	—
45565	31	47754	—	—	—	—	—	47740	67091	—	—
45567	31	47758	—	—	—	—	—	47740	67091	—	—
45582	30	47701	—	—	—	—	—	47724	67091	—	—
45584	30	47712	—	—	—	—	—	47724	67091	—	—
45586	30	47714	—	—	—	—	—	47724	67091	—	—
45590	30	47756	—	—	—	—	—	47740	67091	—	—
45668, 45676	129	47701	—	—	—	—	—	47724	—	—	—
45669	129	47714	—	—	—	—	—	47724	—	—	—
45672, 45678	129	47712	—	—	—	—	—	47724	—	—	—
45674	129	47708	—	—	—	—	—	47724	—	—	—
45750, 45950	55	47701	—	—	—	—	—	47724	—	—	—
45788	57	47738	—	—	—	—	—	47740	—	—	—
45850	113	47701	—	—	—	—	—	47724	—	—	—
45852	113	47701	—	—	—	—	—	47739	—	—	—
45880 to 45882	118	47712	—	—	—	—	—	47724	—	—	—
45884	115	47741	—	—	—	—	—	47724	—	—	—
45983	60	47701	—	—	—	—	—	47724	67091	—	—
45988	60	47714	—	—	—	—	—	47724	67091	—	—
45990	60	47721	—	—	—	—	—	47739	67091	—	—
45992	60	47738	—	—	—	—	—	47740	67091	—	—
46192	40	47706 (2)	—	—	—	—	—	—	—	—	67086
46300 to 46304	39, 166	47706 (2)	—	67096	67098	—	—	—	—	—	67086
46400, 46404	39, 166	47706 (2)	—	—	—	—	—	—	—	—	67086
47090 to 47092	34	47723	—	67134	—	—	—	—	—	—	—
47093	34	47702	—	67096	67100	67202	—	—	—	—	—
47094	37	47706 (L) & 47701 (L)	—	67109	—	67101	—	47724	—	—	—
47096	37	47714 (L) & 47721 (L)	—	67109	—	67101	—	47739	—	—	—
47100 to 47103	34	47702	—	67096	67100	67202	—	—	—	—	—
47104, 47106, 47108, 47110, 47112, 47114	34	47706	—	67096	67098	67202	—	—	—	—	—
47105, 47109, 47111, 47113	36	47706	—	—	—	—	—	—	—	—	—
47115	36	47702	—	67096	67100	67102	—	—	—	—	—
47116, 47117, 47118, 47120	34	47706	—	67096	67098	67202	—	—	—	—	—
47118-2	34	47706 (2)	—	67096	67098	67202	—	—	—	—	—
47124 to 47129	36	47706	—	67096	67098	67202	—	—	—	—	—
47124-2 to 47128-2	36	47706 (2)	—	67096	67098	67202	—	—	—	—	—
47130, 47134, 47135, 47136, 47138	37	47714	—	67109	—	67101	—	—	—	—	67118
47131	36	47706	—	67109	67098	67101	—	—	—	—	—
47140 to 47141	34	47714	—	67109	67101	—	—	—	—	—	—
47144	22	47706	—	67096	67098	67202	—	—	—	—	—
47150 to 47154	36	47704	—	67095	67100	67124	—	—	—	—	—
47160 to 47162	40	47706	—	—	—	—	—	—	—	—	—
47174	38, 129	47706	—	—	—	—	—	—	—	—	—
47180	36	47712	—	67109	—	67101	—	—	—	—	—
47182 to 47184	36	47714	—	67109	—	67101	—	—	—	—	—
47190 to 47194	40	47718	—	67096	67098	67101	—	—	—	—	—
47200 to 47204	41	—	—	67096	67098	67202	—	—	—	—	—
47206	41	47704	—	67096	67100	67082	—	—	—	—	—
47210	41	47706	—	67109	67098	67202	—	—	—	—	—
47300 to 47304	41	47716	—	67096	67098	67202	—	—	—	—	—
47400, 47404	42	47708	—	—	—	67204	—	—	—	—	67088
49092 to 49119	79	47704	—	67095	67100	67200	—	—	—	—	—
49120 to 49122	79	47706	—	67096	67098	67202	—	—	—	—	—
49200 to 49206	81	47704	—	67096	67098	67202	—	—	—	—	—
49207	81	47706	—	67096	67098	67202	—	—	—	—	—
49208 to 49214	77	47704	—	67095	67100	67200	—	—	—	—	—
49300 to 49302	92	47706	—	67096	67098	67202	—	—	—	—	—
49310	93	47706	—	—	—	—	—	—	—	—	—
49340 to 49350	92	see page	—	—	—	—	—	—	—	—	—
49360	94	47701 (2)	—	67094	—	67202	—	—	—	—	—
49400 to 49402	69	47704	—	67095	67100	67200	—	—	—	—	—
49404	69	47706	—	67096	67098	67202	—	—	—	—	—
49405	69	47710	—	67093	—	67101	—	—	—	—	—
49406, 49407, 49408, 49410	69	47706	—	67096	67098	67202	—	—	—	—	—
49409	172	47718	—	67096	67098	67101	—	—	—	—	—
49412	69	47704	—	67095	67100	67200	—	—	—	—	—
49414 to 49416	69	47706	—	67096	67098	67202	—	—	—	—	—
49440	101, 158	47702	—	67096	67101	67202	—	—	—	—	—
49442	101, 158	47701	—	—	—	—	—	47724	67091	—	—
49492 to 49502, 49504 to 49506, 49508 to 49526	72	47706	—	67096	67098	67202	—	—	—	—	—
49503, 49507	75	47706	—	67096	67098	67202	—	—	—	—	—
49528	75	47706 & 47790	—	67011	—	—	—	—	—	67176	—
49529	75	47721 & 47792	—	67011	—	—	—	—	—	67176	—
49530	138	47706	—	67096	67098	67101	—	—	—	—	—
49532	138, 219	47706	—	67096	67098	67101	—	—	—	—	—
49534	138, 143	47706	—	67096	67098	67101	—	—	—	—	—
49535, 49536, 49537, 49538	138	477									



# INDEX



Tool No.	Page #	Bearing(s)	SET Screw	Screw	Dust Shield	Flat Washer	Lock Washer	Collar w/ Set Screw	Collar Set Screw Only	Snap Ring	Hex Nut
49642, 49666, 49676	101, 158	47701	—	—	—	—	—	47724	67091	—	—
49644, 49650, 49660, 49670	158	47702	—	67096	67101	67202	—	—	—	—	—
49646, 49652, 49662, 49672	158	47701	—	—	—	—	—	47724	67091	—	—
49730	71	47708	—	—	—	—	—	—	—	—	67088
51420, 51422	27	47723	—	67134	—	—	—	—	—	—	—
51430	27	47723 (2)	—	67134	—	—	—	—	—	—	—
51432	27	47706	—	67101	—	—	—	—	—	—	—
51520, 51522	27	47723	—	67134	—	—	—	—	—	—	—
51530	84	47716	—	67096	67098	67202	—	—	—	—	—
51565 to 51570	76	47706	—	67096	67098	67202	—	—	—	—	—
51572	76	47716	—	67096	67098	67202	—	—	—	—	—
51574 to 51576	76	47714	—	67093	67126	—	—	—	—	—	—
51586	84	47712 (2)	—	—	—	—	—	—	—	—	—
53600	118, 152	47708	—	—	—	67204	—	—	—	—	—
53610	119	47708	—	—	—	—	—	—	—	—	67088
53630	157	47708	—	67090	—	—	—	—	—	—	—
54100	78	47706	—	67096	67098	67202	—	—	—	—	—
54102 to 54108	78	47706	—	67096	67098	67101	—	—	—	—	—
54110, 54112, 54114	81	47706	—	67096	67098	67101	—	—	—	—	—
54113	140, 143	47706	—	67096	67098	67101	—	—	—	—	—
54116	140	47706	—	—	—	—	—	—	—	—	—
54117	140	47706	—	67096	67098	67202	—	—	—	—	—
54118, 54121	141	47706	—	67096	67098	67202	—	—	—	—	—
54119	141	47706	—	—	—	—	—	—	—	—	—
54120, 54122 to 54126	86	47706	—	67096	67098	67202	—	—	—	—	—
54127	81	47706	—	67096	67098	67202	—	—	—	—	—
54128, 54130, 54132, 54134, 54135	78	47706	—	67096	67098	67202	—	—	—	—	—
54131	151	47706	—	67096	67098	67101	—	—	—	—	—
54133	153	47706	—	500-10	—	—	—	—	—	—	—
54136, 54138, 54140 to 54142	85	47706	—	67096	67098	67202	—	—	—	—	—
54144 to 54150	80	47706	—	67096	67098	67202	—	—	—	—	—
54160 to 54162	77	47706	—	67096	67098	67202	—	—	—	—	—
54163	77, 152	47706	—	67096	67098	67202	—	—	—	—	—
54164 to 54172	77	47716	—	67096	67098	67202	—	—	—	—	—
54173, 54175	151	47706	—	67096	67098	67101	—	—	—	—	—
54180 to 54182	85	47706	—	67096	67098	67202	—	—	—	—	—
54186	88	47706	—	67096	67098	67202	—	—	—	—	—
54188	88	47716	—	67096	67098	67082	—	—	—	—	—
54190, 54192	87	47712 (2)	—	67109	—	—	—	47724	67091	—	—
54198	107	47702	—	67096	—	67100	—	—	—	—	—
54200	107	47706	—	67096	—	67100	—	—	—	—	—
54204	104	47706	—	67096	67098	67202	—	—	—	—	—
54211, 54213, 54217	91	47716	—	67096	67103	67202	—	—	—	—	—
54218 to 54220	104	47706	—	67096	67098	67202	—	—	—	—	—
54221	142	47713, 47763	—	—	—	—	—	—	—	—	67088
54222 to 54224	105	47706	—	67096	67098	67202	—	—	—	—	—
54227	142	47713, 47763	—	—	—	—	—	—	—	—	67088
54229	142	47713, 47763	—	—	—	—	—	—	—	—	67088
54232	106	47712	—	—	—	—	—	—	—	—	—
54234	105	47716	—	67096	67103	67202	—	—	—	—	—
54246	157	47776	—	67090	—	67101	—	—	—	—	—
54260	106	47706	—	67096	67098	67202	—	—	—	—	—
54262	110	47706	—	67096	67098	67202	—	—	—	—	—
54266	101, 106	47706	—	67096	67098	67202	—	—	—	—	—
54268 to 54269	110	47716	—	67096	67103	67202	—	—	—	—	—
54278	141	47706	—	67096	67098	67101	—	—	—	—	—
54286	106, 156	47712	—	67096	67103	67202	—	—	—	—	—
54288	106	47706	—	67096	67098	67202	—	—	—	—	—
54292	78	47706	—	67096	67098	67202	—	—	—	—	—
54294	91	47716	—	67096	67098	67202	—	—	—	—	—
54296	89	47712 (2)	—	67096	67098	67202	—	47724	—	—	—
54299	99	47706	—	67014	—	—	—	—	—	—	—
54302 to 54308	90	47706	—	67096	67098	67202	—	—	—	—	—
54322	89	47706	—	67096	67098	67202	—	—	—	—	—
54324	89	47712	—	67096	67103	67202	—	—	—	—	—
54330 to 54332	90	47701, 47706	—	67096	67098	67202	—	47724	—	—	—
54350 to 54356	100	47716	—	67096	67103	67202	—	—	—	—	—
55312 to 55314	42	47727	—	—	—	67204	—	—	—	—	67088
55320 to 55330	127	47708, 47762	—	—	—	—	—	—	—	—	67088
55340	126	47708	—	—	—	—	—	—	—	—	67088
55343	126	47708	—	—	—	—	—	—	—	—	67088
55350, 55370, 55380	135	47708	—	—	—	—	—	—	—	—	67088
55360, 55362	150	47759	—	—	—	—	—	—	—	—	67088
55392	120	47736	—	—	—	—	—	—	—	—	67088
55400, 55401	125	47708 (2)	—	—	—	—	—	—	—	—	67088
55407, 55408	125	47708	—	—	—	—	—	—	—	—	—
55420, 55430, 55440	134	47708	—	—	—	—	—	—	—	—	67088
55421, 55431, 55441	133	47708	—	—	—	—	—	—	—	—	—
55426	153	47708	—	—	—	—	—	—	—	—	67088
55428	143	47706	—	67096	67098	67101	—	—	—	—	—
55432, 55433, 55436, 55437, 55438, 55439	131	47708	—	—	—	—	—	—	—	—	—
55454, 55456	128	47706	—	67096	—	67101	—	—	—	—	—
55460, 55462, 55464	137	47744(2)	—	—	—	67125(2)	—	—	—	—	67131
55466	123	47720 (2)	—	—	—	—	—	—	—	—	—
55468	123	47720, 47718	—	—	—	—	—	—	—	—	—
55500, 55510	116	47738	—	—	—	—	—	—	—	—	—
56130	64	47708	—	—	—	—	—	—	—	47748	—
56140	64	47734	—	—	—	—	—	—	—	47750	—
56148	65	47708	—	—	—	—	—	—	67091	47748	—
56150	65	47734	—	—	—	—	—	—	67091	47750	—
57118 to 57120	162	47709	—	67109	—	67101	—	—	—	—	—
57122 to 57126	170	47726	—	67093	67126	67101	—	—	—	—	—
57127	169	47707	—	67096	—	67202	67101	—	—	—	—
57128	170	47726	—	67093	—	67101	—	—	—	—	—
57129	173	47732	—	67146	—	—	—	—	—	—	—
57130	170	47726	—	67093	67126	67126	—	—	—	—	—
57138, 57140	164	47737	—	67091	—	—	—	47740	67091	—	—
57139, 57141	164	47707	—	67096	—	67202	—	—	—	—	—
57146, 57148	162	47707	—	67096	67098	67202	—	—	—	—	—
57147, 57149 to 57152	164	47707	—	67096	—	67202	—	—	—	—	—
57153	165	47726	—	67109	67103	67101	—	—	—	—	—
57154	165	47709	—	67146	—	67101	—	—	—	—	—
57155	165, 172	47133	—	67146	—	67101	—	—	—	—	—
57156, 57158, 57160, 57162	171	47731	—	67146	—	—	—	—	—	—	—
57159	165	47777	—	67023	—	—	—	—	—	—	—
57161	173	47732	—	67146	—	—	—	—	—	—	—
57165	168	47745, 47747	—	—	—	55371	—	47739	—	—	—
57166	168	47749	—	—	—	55363	—	47739	—	—	—
57168	171	47731	—	67146	—	—	—	—	—	—	—
57169	172	47733	—	67146	—	—	—	—	—	—	—
57170	163	47714	—	67146	—	—	—	—	—	—	—
57184 to 57186	34, 166	47714	—	67109	67116	—	67128	—	—	—	—
57187	34, 166	47714 & 47721 (2)	—	67109	—	—	—	47740	—	—	—
57190	74, 163	47767	—	67109	—	67101	—	—	—	—	—
57191	74, 163	47766	—	—	—	—	—	—	—	—	—
57192	74, 163	47768	—	67109	—	67101	—	—	—	—	—
57194	74, 163	47769	—	67109	—	67101	—	—	—	—	—
57200	174	47709	—	67109	67116	67101	—	—	—	—	—
57202, 57208, 57210	175	47709	—	67109	67116	67101	—	—	—	—	—
57214 to 57218	176	47709	—	67109	67116	67101	—	—	—	—	—
57220	177	47707	—	67096	—	67202	—	—	—	—	—
57232	169	47737									

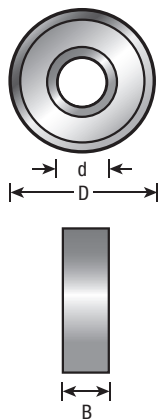


## STEEL BALL BEARING GUIDES

Amana Tool® uses only the finest industrial quality precision ball bearings available. Bearings are double steel-shielded for extra rigidity and to inhibit dust. A special high-performance, high-temperature grease is used for maximum life.

Bearing #'s 47701-HP, 47706-HP and 47712-HP have Teflon® shields which provide a better seal and increased bearing life while routing materials that generate very fine dust particles (such as solid surface).

**Note:** Solvents should not be used to clean ball bearings, as this will deteriorate the special grease.  
'Frozen' bearings (ones that do not rotate freely), should be replaced immediately.



### Fractional Listed By Size/Steel Shields & New Teflon® Shields

Application	Ød	ØD	B	Tool No.
47090, 47092, 1/4" Diameter Trim Bits	1/8	1/4	.110 (7/64)	<b>47723</b>
47206, 49400, 49402, Smaller Cove Bits, Several Types Of Form Bits, Old Style 3/8" Diameter Trim Bits, New 'No-File' Trim Bits	1/8	3/8	.155 (5/32)	<b>47704</b>
Old Style 1/2" Diameter Flush Trim Bits	1/8	1/2	.171 (11/64)	<b>47700</b>
3/8" Diameter Flush Trim, All Beading Bits, (49300/49302), 49340, 49350, 49540, 49542, 49550, Many Types Of Form Bits	3/16	3/8	.124 (1/8)	<b>47702</b>
Our Most Popular Bearing – Fits 1/2" Diameter Flush Trim, Some Bevel Trim, All Corner Rounds, Raised Panel, Rabbet, Ovolo, Many Types Of Form Bits, 51570, 54160, 54162, 54198, 54370, New Style 54200 & 54220 (After 12/95)	3/16	1/2	.195 (3/16)	<b>47706</b>
With Teflon® Dust Shields Used As A Substitute For 47706 (See Above)	3/16	1/2	.195 (3/16)	<b>47706-HP</b>
For Fine Dust Conditions				
New Undersized 1/2" Diameter Bearing For Use After Resharpener – Fits All Tools Such As Flush Trims, Corner Rounds, Etc., That Use The Standard 47706 Bearing	3/16	.490	.195 (3/16)	<b>47715</b>
'Overhang' Bits, 49340, 49350 (49300/49302), 55343	3/16	5/8	.195 (3/16)	<b>47718</b>
(49300/49302), 49340, 49350, Rc-4950	3/16	3/4	.280 (9/32)	<b>47720</b>
49340, 49350 For 1/4" Rabbet	3/16	7/8	.196 (3/16)	<b>47719</b>
	3/16	1		<b>47753</b> <small>NEW</small>
49340, 49350 For 1/8" Rabbet	3/16	1-1/8	.312 (5/16)	<b>47743</b> <small>NEW</small>
45475, 45475-S	1/4	3/8	.124 (1/8)	<b>47751</b> <small>NEW</small>
45460, 45461, 45750, 45850, 45950, 57100, 57106, 57112, RC-1014.	1/4	1/2	.186 (3/16)	<b>47701</b>
With Teflon® Dust Shields Used As A Substitute For 47701 (See Above)	1/4	1/2	.186 (3/16)	<b>47701-HP</b>
For Fine Dust Conditions				
45462, 45476, 45478, 45479, 45809, 45811, 47180, 51530, 51532, 51534, 54188, 54190, 54192, 54194, 54296, 54324, 54350, 54352, 54354, 54356, 57100, 57106, 57112, 'RC' Series Bevel Trim Bits	1/4	5/8	.195 (3/16)	<b>47712</b>
With Teflon® Dust Shields Used As A Substitute For 47712 (See Above)	1/4	5/8	.195 (3/16)	<b>47712-HP</b>
For Fine Dust Conditions.				
45464, 45988, 47140, 47182, 47184, 51574, 51576, 57100, 57106, 57112, Old Style 57118, 57120	1/4	3/4	.280 (9/32)	<b>47714</b>
49405	1/4	1	.344 (11/32)	<b>47710</b>
55360	5/16	3/4	.280 (9/32)	<b>47759</b>
1/2" Depth Of Cut Slotting Assemblies, All Stile & Rail, 49730, 49770, 53610	5/16	.865 (7/8)	.275 (9/32)	<b>47708</b>
55400, 55401, 56148, 55340				
TRS-310 (Timberline®)	5/16	1	1/4	<b>47770</b> <small>NEW</small>
TRS-310 (Timberline®)	5/16	1-1/8	1/4	<b>47771</b> <small>NEW</small>
New Raised Panel With Back Cutter 54221, 54227, 54229	5/16	1-1/4	.196	<b>47763</b>
TRS-310 (Timberline®)	5/16	1-3/8	1/4	<b>47772</b> <small>NEW</small>
55320, 55330, 55325	5/16	1.319 (1-5/16)	.335 (21/64)	<b>47762</b>
45884, 45499	3/8	7/8	7mm	<b>47741</b>
45463, 45465, 45990	1/2	3/4	.156 (5/32)	<b>47721</b>
45468, 45789, 45992, 51590, 57142, 57144, 57138 & 57140	1/2	1-1/8	.312 (5/16)	<b>47738</b>
57165	1/2	1	5.7mm	<b>47745</b>
57165	1/2	1-1/4	5.7mm	<b>47747</b>
57166	1/2	1-1/2	.500 (1/2)	<b>47749</b>

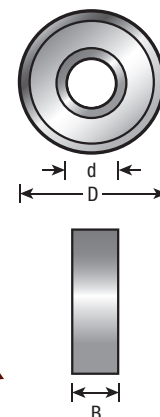
**Note:** Fractional size specifications shown in parentheses ( ) are approximate, and are provided for reference purposes only.  
Tool numbers shown in parentheses ( ) exhibit optional (not standard) bearings for these tools.

## STEEL BALL BEARING GUIDES

Metric Listed By Size/Steel Shields

Application	Ød	ØD	B	Tool No.
New Miniature Router Bits	4mm	8mm	3mm(7/64)	<b>47703</b>
Old Style (Prior To 12/95) 54200, 54220 – For New Style (After 12/95) Use 47706	5mm	13mm	4mm(5/32)	<b>47705</b>
47300, 47302, 51572, 54164 Through 54172, 54215, 54217, 54268, 54269, 54294, 57188, RC-4952, RC-4954, RC-4956	5mm	16mm	5mm(3/16)	<b>47716</b>
'RC' Series Flush Trim Bits	6mm	19mm	6mm(15/64)	<b>47711</b>
RC-1040, RC-1042, RC-1044	7mm	14mm	5mm(3/16)	<b>47746</b>
New Raised Panel With Back Cutter 54221, 54227, 54229	8mm	16mm	5mm(3/16)	<b>47713</b>
49750, 55392	8mm	28mm	9mm(23/64)	<b>47736</b>
45466	10mm	26mm	8mm(5/16)	<b>47722</b>
56140, 56150, 56158	15mm	35mm	11mm(7/16)	<b>47734</b>
45467	15mm	1	.218 (7/32)	<b>47754</b>
45469	15mm	1-1/4	.343 (11/32)	<b>47756</b>
45470	15mm	1-1/2	.343 (11/32)	<b>47758</b>
TRS-310 (Timberline®)	15mm	2	13mm	<b>47760</b> <span style="color: red;">NEW</span>

**Note:** Fractional size specifications shown in parentheses ( ) are approximate, and are provided for reference purposes only.  
Tool numbers shown in parentheses ( ) exhibit optional (not standard) bearings for these tools.



## 20 PIECE REPLACEMENT BEARING KIT

This 20 piece replacement bearing kit contains the most popular bearings to fit our most popular router bits.

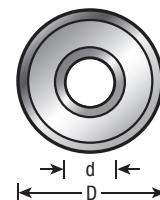
Description	Tool No.
20 Piece Replacement Bearing Kit	<b>6004</b>

Includes the following sizes:

Ø I.D. x Ø O.D.	'B' Bearing Thickness	Qty.	Tool No.
1/8 x 1/4	.110 (7/64)	2	<b>47723</b>
1/8 x 3/8	.155 (5/32)	3	<b>47704</b>
3/16 x 3/8	.124 (1/8)	5	<b>47702</b>
3/16 x 1/2	.195 (3/16)	5	<b>47706</b>
1/4 x 1/2	.186 (3/16)	3	<b>47701</b>
1/2 x 3/4	.156 (5/32)	2	<b>47721</b>



Includes handy plastic storage box.

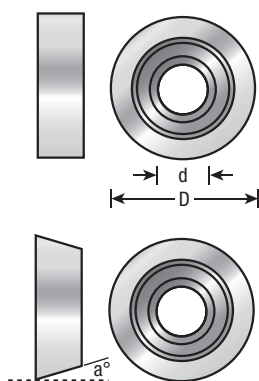


Industrial Quality  
**Replacement Parts & Accessories**

Tool illustrations **not** shown at actual size.

⚠ **Warning:** Before use, read router bit safety guidelines on pages 186-188.





## ULTRA-GLIDE™ HIGH-PERFORMANCE BALL BEARING GUIDE ASSEMBLIES

Using the same quality standards as our regular steel bearings, these Ultra-Glide™ bearing assemblies feature satin-smooth Delrin® sleeves. Delrin® is an industrial synthetic plastic material similar to nylon, and will leave no marks on the material being cut. Applications include solid-surface materials such as Gibraltar®, Corian®, Surell® & Fountainhead® etc.; Plexiglas® & other clear acrylics; and plastic laminates. Not recommended for regular wood applications due to a higher wear factor. Product #'s 47709, 47725, 47726, 47731 & 47733 now include new Teflon® dust shields. These bearings provide a better seal to increase bearing life while routing materials that generate very fine dust particles (such as solid surface).

Application	Ød	ØD	a°/R	Tool No.
1/2" Diameter Flush Trim, Corner Rounds, Etc.	3/16	.500	-0-	<b>47707</b>
All Tools That Accept Our Regular #47706 Steel Bearing			(1/2)	
47140, 57154 Trim Bits And New Style 57118, 57120, 57257	1/4	.750 (3/4)	-0-	<b>47709*</b>
Slot Cutter Assemblies: 1/4" Depth Of Cut, 53610	5/16	1.382 (1-3/8)	-0-	<b>47727</b>
Slot Cutter Assemblies: 3/8" Depth Of Cut, 53610	5/16	1.137 (1-9/64)	-0-	<b>47728</b>
Set Of Two Above: 47727 & 47728	5/16		-0-	<b>47729</b>
Old Style 57122 Bevel Bit With 31/32" Large Diameter	1/4	.965 (31/32)	10°	<b>47725*</b>
New Style 57122, Other 'Solid-Surface' Type Bits	1/4	.866 (7/8)	10°	<b>47726*</b>
57156 Through 57168 Bowl Bits Only	1/4	.866 (7/8)	10°	<b>47731*</b>
57129 And 57161	1/4	1	12°	<b>47732*</b>
New Bowl Bits	1/4	1	5°	<b>47733*</b>
57138, 57140	15mm	1.125 (1-1/8)	-0-	<b>47737</b>
57191	1/4	15/16	3/8	<b>47766</b> <span style="color: red;">NEW</span>
57190	1/4	27/32	1/2	<b>47767</b>
57192	1/4	3/4	3/4	<b>47768</b>
57194	1/4	3/4	1	<b>47769</b>

**Note:** Outside dimensions are approximate and are given for reference purposes only.

\* Includes new Teflon® dust shields.

## STEEL DUST SHIELDS

Application: Used between ball bearing and router bit to inhibit dust.  
'Cone-shaped' end always faces the bearing.

Diameters 'd' Inside x 'D' Outside	Use with Bearing #	Tool No.
3/16 X 1/2	47700, 47701, 47706, 47712, 47714, 47718, 47720	<b>67098</b>
1/8 X 3/8	47704	<b>67100</b>
5mm X 16mm	47716	<b>67103</b>
1/4 X 5/8	47712 (Solid Surface Bowl Bits Only)	<b>67116</b>
3/16 X 5/8	47712 (Solid Surface Bowl Bits Only)	<b>67126</b>

Tool illustrations **not** shown at actual size.


⚠ **Warning:** Before use, read router bit safety guidelines on pages 186-188.

## ROUTER ARBORS

### With Hex Nut And Washers

Application	ØD	Ød	A	B	C	Tool No.
2 & 3-Wing Slotting Assemblies,	5/16-24 NF	1/4	1-1/4	7/8	2-3/8	47600
Assemblies, And Single	5/16-24 NF	3/8	1-1/4	7/8	2-3/8	47602
4-Wing Trim Cutter Assemblies	5/16-24 NF	1/2	1-1/2	7/8	2-3/8	47604
Shorter Length Than 47600	5/16-24 NF	1/4	1-1/4	5/8	2-1/8	47606
Double Trim Cutters, Rail & Stile,	5/16-24 NF	1/2	1-1/2	1-3/8	3-1/8	47612
53600, 55300, 55320, 55325,						
55330, 55400 (Replaces 55360 Arbor)						
49730, 49770	5/16-24 NF	1/2	1-7/16	2-9/16	4-3/16	47618
49750, 55340, 55392	5/16-24 NF	1/2	1-3/8	2-1/8	3-3/4	47620
55420, 55430, 55440	5/16-24 NF	1/2	1-5/16	1-3/4	3-5/16	47622
General Purpose	1/4-28 NF	1/4	1-1/4	7/8	2-3/8	47610
Screw Type Mortising Bits	1/4-28 NF	1/4	1-7/16	1/4	1-13/16	47611 *
55250 Through 55258						
Screw Type Mortising Bits	1/4-28 NF	1/2	1-3/4	1/4	1-1/2	47614 *
55250 Through 55258						

\* Due to application, these arbors are not furnished with hex nut or washers.



## HEX NUTS FOR ROUTER ARBORS

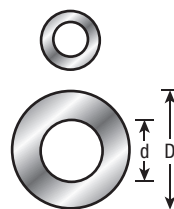
Application	Description	Tool No.
46300, 46304 Spiral Trim Bits	10-32 NF	67086
All Arbors With 5/16-24 NF Thread	5/16-24 NF	67088
47610 Arbor, "Nova"	1/4-28 NF	67089
47124-2, 47126-2, 47128-2 Trim Bits	5mm X .8mm (10-32)	67118
55460, 55462, 55464	12mm X 1.75mm	67131



## STEEL FLAT WASHERS

Application: Used between ball bearing & screw head or hex nut. Part No. 67101 is used in place of a dust shield on beading bits #'s 49592 through 49622.

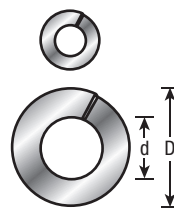
Diameters 'd' Inside x 'D' Outside	Use with Bearing #	Use with Screw #	Tool No.
3/16 X 5/16	47702	67094, 69096	67101
12mm X 18.7mm	47744	55460, 55462, 55464	67125
1/4 X 3/8	47701	'Face Inlay' Spacer	67132
3/32 X 1/4	47704	67095	67200
1/8 X 5/16	47706	67094, 67096	67202
5/16 X 1/2	47708	5/16 Thread Arbors (For Slot Cutters)	67204
1/4 X .356	47701	'Superabbet' Spacer	67206



## STEEL SPLIT LOCK WASHERS

Application: Used between ball bearing & screw head or hex nut to serve as a lock washer.

Diameters 'd' Inside x 'D' Outside	Tool No.
1/8 X 1/4	67082
1/8 X 1/4	67111
1/8 X 1/4	67124
12mm X 18.7mm	67128



Tool illustrations **not** shown at actual size.

**Warning:** Before use, read router bit safety guidelines on pages 186-188.







## STEEL SPACERS

Application: General purpose arbor spacers used on assembly type tools that require cutter adjustment.

Diameters: 'd' Inside x 'D' Outside	'B' Face Width	Tool No.
5/16 x 5/8	3.0mm(1/8)	55366
5/16 x 5/8	3.4mm(9/64)	55367
5/16 x 5/8	6.0mm(1/4)	55368
5/16 x 5/8	5.5mm(7/32)	55369
1/2 x 3/4	6.0mm(1/4)	55363
1/2 x 18mm	5.0mm	55371

## 8 PIECE SPACER SET **NEW**



Diameters:		Description	Qty.	Tool No.
'd' Inside x 'D' Outside	'B' Shim Thickness			
1-1/4 x 1-31/32	7.1mm (.2797)	0.1mm(.0040)	2pc.	67208
		0.2mm(.0078)	2pc.	
		0.5mm(.0197)	1pc.	
		1.0mm(.0393)	1pc.	
		2.0mm(.0788)	1pc.	
		3.0mm(.1182)	1pc.	

## STEEL SHIMS

Application: General purpose arbor shims used on assembly type tools that require cutter adjustment. Particularly useful after tool re-sharpening.



Diameters: 'd' Inside x 'D' Outside	'B' Shim Thickness	Tool No.
5/16 x 5/8	.05mm(.002)	55356
5/16 x 5/8	.10mm(.004)	55357
32mm x 3/4	.18mm(.007)	55358
5/16 x 5/8	1.00mm(.040)	55402
5/16 x 5/8	.50mm(.020)	55404
5/16 x 5/8	.40mm(.015)	55403

## BALL BEARING RETAINING COLLARS AND SNAP RINGS

Application: To retain bearings on tools furnished with upper ball bearing guides. Collars include #67091 set screw.



Snap Rings

Diameters: 'd' Inside x 'D' Outside	Used On Tool No. ('s)	Tool No.
.289 x .375	56130, 56148, 49150, 49152, 49154	47748
.542 x .675	56140, 56150	47750



Retaining Collars

Diameters	Face Thickness	Used On Tool No. ('s)	Tool No.
'd' Inside x 'D' Outside			
1/4 x 7/16	.203 (13/64)	45460, 45461, 45462, 45464, 45750, 45850, 45950, 45988, 54190, 54192, 54194	47724
3/8 x 5/8	.203 (13/64)	45466	47730
1/2 x 23/32	.234 (15/64)	45463, 45465, 45467, 45991	47739
1/2 x 25/32	.234 (15/64)	45468, 45469, 45470, 45990, 45992, 51592, 57138, 57140, 57142, 57144	47740
9.5 x 6.3	1/4	45475, 45475S	47764 <b>NEW</b>

Tool illustrations **not** shown at actual size.

**Warning:** Before use, read router bit safety guidelines on pages 186-188.

## ALLEN-TYPE SET SCREWS FLAT (FP) & CUP-POINT (CP)

Case Hardened • Black-Oxide Finish

Application	Description	Use With Key Size	Tool No.
Boring Bits	5mm x .8mm (FP)	S/D Slotted*	67007*
Rosette Cutterheads	6mm x 1.0mm (FP)	3mm (#5008)	67008
RC-3100	3 x 4mm Special (FP)	1.5mm (#5000)	67015
RC-3200 & 3110	3 x 5mm Special (FP)	1.5mm (#5000)	67016
RC-3204 & 3307	3 x 6mm Special (FP)	1.5mm (#5000)	67017
Metric Countersinks (6mm to 12mm)	6mm x 1.0mm (CP)	3.0mm (#5004)	67079
#55 Countersinks With 1 Screw	6mm x 1.0mm (FP)	3.0mm (#5004)	67083
Metric Countersinks (5mm Only)	5mm x .8mm (CP)	2.5mm (#5007)	67087
47724-47752 Collars	#5-40 NC (CP)	1/16 (#5002)	67091
#55 Countersinks With 2 Screws	#10-24 NC (CP)	3/32 (#5000)	67092
Metric Chucks	5mm x .8mm (FP)	2.5mm (#5007)	67097

\* #67007 Boring bit adjustment screw is screwdriver slotted.



Slotted



Allen



## SOCKET HEAD ALLEN TYPE, HEX, FLAT, TORX® AND PHILLIPS® RETAINING SCREWS

Case Hardened • Black Oxide Finish

Application	Type	Description	Use With Key Size	Tool No.
RC-2000	Allen	3.5 x 6mm	2.5mm (#5007)	67018
'Mini' Bits	Allen	3 x .5 x 10mm	2.5mm (#5007)	67080
20200 Adj. C/S	Allen	4 x .7mm x 12mm	3mm (#5004)	67090
Multi-Use	Allen	#10-32 x 3/8 NF	5/32 (#5003)	67093
Multi-Use	Allen	#5-40 x 1/2 NC	3/32 (#5000)	67094
Multi-Use	Allen	#3-48 x 3/8 NC	5/64 (#5001)	67095
Multi-Use	Allen	#5-40 x 3/8 NC	3/32 (#5000)	67096
Multi-Use	Allen	#10-32 x 1/2 NF	5/32 (#5003)	67109
Torx® Screw				
For Insert Trim & Plunge Bits	Torx®	4 X .7mm x 5mm	#T-15 (#5005)	67115
Torx® Screw				
For Insert Plunge Bits	Torx®	3.5 X .6mm x 3mm	#T-15 (#5005)	67117
47090 & 47092 1/4 Trim Bits	Phillips®	#2-56 x 7/32 NC	#0 Phillips®	67134
Special	Allen	#10-32 x 3/8 NF	1/8 (#5009)	67146
Insert Flush Trim	Torx®	4mm x 12mm	#T-15 (#5005)	67176
In-Tech™ Bits	Hex	#3-48 x 3/8 NC	5/64 (#5001)	67013
In-Tech™ Bits	Flat	—	—	67099



Allen



Phillips®



Torx®



Industrial Quality  
**Replacement Parts & Accessories**

Tool illustrations **not** shown at actual size.

**Warning:** Before use, read router bit safety guidelines on pages 186-188.





Allen



Torx®



## ALLEN-TYPE HEX & TORX® KEYS SHORT ARM

Case Hardened • Black Oxide Finish

Use With Application	Type	Size	Key Screw # (s)	Tool No.
Multi-Use	Allen	3/32	67094,67096	5000
Insert Plunge	Allen	5/64 (2mm)	67095	5001
47724-47730, 47739 Collars	Allen	1/16	67091	5002
Helix Trim & Bowl Bit	Allen	5/32	67093,67109	5003
20200 Adj. C/S	Allen	3mm	67090	5004
Insert Plunge RC-2000	Allen	.050 (1.2mm)	67077	5006
Metric C/S & Chucks	Allen	2.5mm	67087,67097	5007
Solid Surface Bits	Allen	1/8	67109	5009
Insert Cutterheads	Allen	3mm	67142	5012
New Insert Bits RC-2000 & RC-3000 Series	Allen	1.5mm	67015,67016, 67017	5011
Profile Pro™ Cutterheads	Allen	4mm	67144	5010
61288, 61292	Torx®	*T-25	67154	5025



Allen



Torx®



## TORX® & ALLEN KEY

Case Hardened • Black-Oxide Finish

Application	Type	Key Size	Use With Screw #	Tool No.
'RC' Series Insert Trim Bits	Torx®	#T-15	67115	5005
Insert Cutterheads	Torx®	#T-9	67160	5090
Rosette Cutterheads – Hex Key	Allen	3mm	67008	5008



## HEX KEY / 'T'- HANDLE

Case Hardened • Black-Oxide Finish

Application	Type	Key Size	Use With Screw #	Tool No.
Insert Cutterheads-T Handle	Allen	2.5mm	—	5013
Insert Cutterheads-T Handle	Allen	4mm	67144	5014



## WRENCH HANDLE

Case Hardened • Black-Oxide Finish

Application	Tool No.
EZ Dial™ Slot Cutters	5017
Nova System™ Router Bits	5015

Tool illustrations **not** shown at actual size.

⚠ **Warning:** Before use, read router bit safety guidelines on pages 186-188.

## 10 PIECE BRASS TEMPLATE GUIDE SET

Bushings are designed to fit into the router sub-base and guide the router through curved and complex shapes. Bushings must be used with a template and the template must be offset to accommodate the bushing diameter. Includes 7 different guides, #ADP-09 adapter and 2 threaded lock collars in a molded plastic case.

Description	Tool No.
10 Piece Template Guide Set	BTG-100

Includes the following sizes:

I.D.	O.D.
1/4	5/16
9/32	3/8
11/32	7/16
13/32	1/2
17/32	5/8
21/32	3/4
5/8	51/64



## BRASS INLAY BUSHING

Includes both 3/16" & 9/16" O.D. for 1:1 ratio. Threaded lock collar included. Use #46200 1/8" down-cut spiral (not included).

Description	Tool No.
Inlay Bushing	BTG-200




## 9 PIECE ROUTER TEMPLATE GUIDE SET

If the sub-base on your router does not accept standard guide bushings and you'd like to rout with a template then we have the solution. Our universal base will fit virtually any brand of router. The included centering pins make it easy to center the base to the router collet. The set come complete with 5 different bushings, a lock ring, 2 centering pins and mounting screws in a molded plastic case.

Description	Tool No.
9-Piece Bushing Set	RGB-200

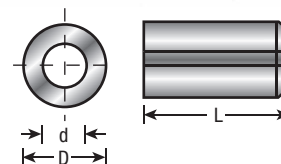
Includes the following sizes:

I.D.	O.D.
1/4	5/16
3/8	7/16
17/32	5/8
3/8	7/16 Long)
17/32	5/8 (Long)



## ROUTER SHANK REDUCTION BUSHINGS

ØD	Ød	L	Tool No.
1/4	3mm	1	RB-100
1/4	1/8	1	RB-102
8mm	6mm	1	RB-104
8mm	1/4	1	RB-106
3/8	1/4	1	RB-108
10mm	8mm	1	RB-110
12mm	6mm	1	RB-112
12mm	8mm	1	RB-114
1/2	1/4	1	RB-116
1/2	8mm	1	RB-118
1/2	10mm	1	RB-120
1/2	3/8	1-3/16	RB-122

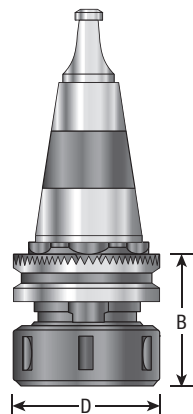


Tool illustrations **not** shown at actual size.

**Warning:** Before use, read router bit safety guidelines on pages 186-188.



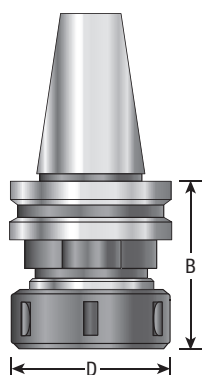




## ADAPTER/HOLDER

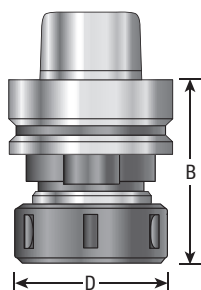
### ISO Tool Holder with Pull Stud for Morbidelli & SCM Machines

ØD	Adapter Standard	B	Collet Standard	Tool No.
50mm(2)	ISO30	55mm(2-5/32)	ER32	H0-112



### ISO Tool Holder

ØD	Adapter Standard	B	Collet Standard	Tool No.
50mm(2)	ISO30	50mm(2)	ER32	H0-116
50mm(2)	ISO40	63mm(2-1/2)	ER32	H0-124



### HSK Tool Holder

ØD	Adapter Standard	B	Collet Standard	Tool No.
50mm(2)	HSK63F	68mm(2-11/16)	ER32	H0-132
63mm(2-1/2)	HSK63F	68mm(2-11/16)	ER40	H0-136



For CNC Collets see page 202.

Visit [www.amantool.com](http://www.amantool.com) for more Adapters/Holders.

Tool illustrations **not** shown at actual size.

**Warning:** Before use, read router bit safety guidelines on pages 186-188.

## RETAINING STUD

*For Machines*

ØD	ØD1	L	G	Adapter	Tool No.
----	-----	---	---	---------	----------

### Morbidelli, SCM

8.5mm(11/32)	6.5mm(1/4)	22mm(7/8)	M10	ISO30	<b>CO-300</b>
--------------	------------	-----------	-----	-------	---------------

### Busellato, Weeke, Bulleri, Maka

13mm(1/2)	9mm(3/8)	24mm(15/16)	M12	ISO30	<b>CO-304</b>
-----------	----------	-------------	-----	-------	---------------

### Cosmec, Reichenbacher

19mm(3/4)	14mm(9/16)	26mm(1-1/32)	M16	ISO40	<b>CO-308</b>
-----------	------------	--------------	-----	-------	---------------

### Alberti, Vitap, Masterwood

13mm(1/2)	9mm(3/8)	24mm(15/16)	M12	ISO30	<b>CO-312</b>
-----------	----------	-------------	-----	-------	---------------

### Esseteam

12mm(15/32)	8mm(5/16)	24mm(15/16)	M12	ISO30	<b>CO-316</b>
-------------	-----------	-------------	-----	-------	---------------

### Biesse

13mm(1/2)	9mm(3/8)	24mm(15/16)	M12	ISO30	<b>CO-328</b>
-----------	----------	-------------	-----	-------	---------------

### Biesse, Masterwood

12mm(15/32)	8mm(5/16)	24mm(15/16)	M12	ISO30	<b>CO-332</b>
-------------	-----------	-------------	-----	-------	---------------

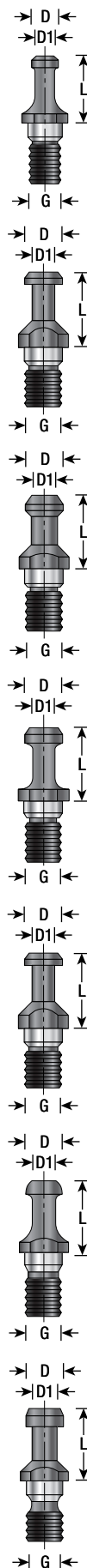
### Komo

13mm(1/2)	9mm(3/8)	24mm(15/16)	M12	BT30	<b>CO-336</b>
-----------	----------	-------------	-----	------	---------------

Visit [www.amantool.com](http://www.amantool.com) for more Retaining Studs.

Tool illustrations **not** shown at actual size.

**Warning:** Before use, read router bit safety guidelines on pages 186-188.





Industrial Quality  
**Replacement Parts & Accessories**





## COLLETS FOR ER32 NUT & ER40 NUT



ØD	ER32 Tool No.	ER40 Tool No.
2mm to 3mm	C0-100	—
3mm to 4mm	C0-104	C0-200
5mm to 6mm	C0-112	C0-204
6mm to 7mm	C0-116	C0-206
7mm to 8mm	C0-120	C0-208
9mm to 10mm	C0-130	C0-212
10mm to 11mm	C0-134	C0-214
11mm to 12mm	C0-138	C0-216
12mm to 13mm	C0-142	C0-218
13mm to 14mm	C0-146	C0-220
14mm to 15mm	C0-150	—
15mm to 16mm	—	C0-224
16mm to 17mm	C0-158	C0-226
17mm to 18mm	C0-162	C0-228
18mm to 19mm	C0-166	—
19mm to 20mm	C0-170	—
20mm to 21mm	—	C0-234
24mm to 25mm	—	C0-242
25mm to 26mm	—	C0-244
1/4	C0-174	C0-246
3/8	C0-178	C0-248
1/2	C0-182	C0-250
5/8	—	C0-252
3/4	C0-190	C0-254

## KEY

ØD	Tool No.
For ER32 Nut	WR-100
For ER40 Nut	WR-104



Tool illustrations **not** shown at actual size.

⚠ **Warning:** Before use, read router bit safety guidelines on pages 186-188.

## STRAIGHT CARBIDE INSERT KNIVES

New grades now available for different material types such as softwood/hardwood, MDF/solid surface and micro-finish for general purpose. All knives have a 35° bevel, except the micro finish 'MF' series which has a 45° bevel.

Tool Application	'G' 35° Gen. Purpose Wood, Chipboard, Plywood	'S' 35° Softwood/Hardwood	'H' 35° MDF, Chipboard, Solid Surface	'MF' 45° Micro-finish Gen. Purpose
------------------	--	------------------------------	--	---------------------------------------

<b>Insert Trim Bits</b>	<b>Tool #</b>	<b>Tool #</b>	<b>Tool #</b>	<b>Tool #</b>
RC-1000, RC-1008, RC-1010, RC-1012, RC-1014, RC-1024, RC-1026, RC-2257, RC-2258	AMA-12	SMA-12	HMA-12	MFA-12

<b>Insert Cutterheads</b>	<b>Tool #</b>	<b>Tool #</b>	<b>Tool #</b>	—
61288, 61292, 61340, 61360, 61362, 61460, 61462, 61470, 61472, 61480, 61482	RCK-70	SCK-70	HCK-70	

<b>Insert Cutterheads</b>	<b>Tool #</b>	—	—	—
61330, 61350, 61450, 61452	RCK-71			

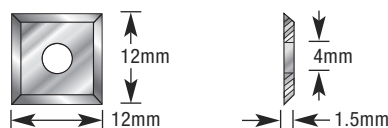
<b>Various</b>	<b>Tool #</b>	—	—	—
	RCK-73			

<b>Various</b>	<b>Tool #</b>	—	—	—
	RCK-15			

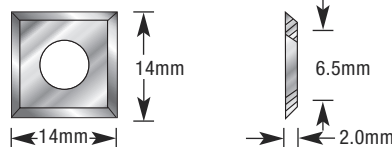
<b>Various</b>	<b>Tool #</b>	—	—	—
	ICK-40			



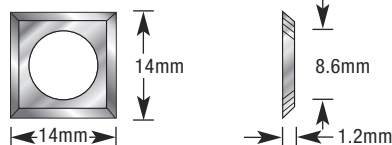
**12 x 12 x 1.5mm – 4 Cutting Edges**



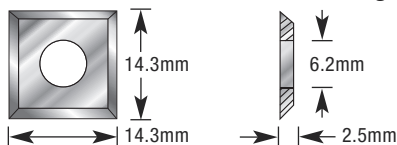
**14 x 14 x 2mm – 4 Cutting Edges**



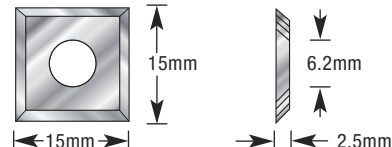
**14 x 14 x 1.2mm – 4 Cutting Edges**



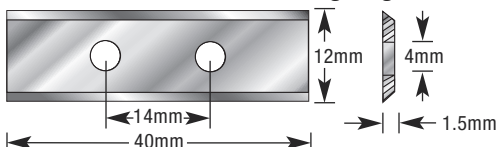
**14.3 x 14.3 x 2.5mm – 4 Cutting Edges**



**15 x 15 x 2.5mm – 4 Cutting Edges**



**NEW 40 x 12 x 1.5mm – 2 Cutting Edges**



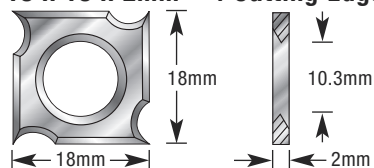
Tool illustrations **not** shown at actual size.

**Warning:** Before use, read router bit safety guidelines on pages 186-188.

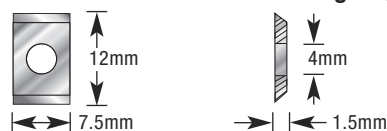




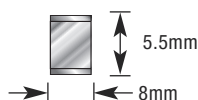
### 18 x 18 x 2mm – 4 Cutting Edges



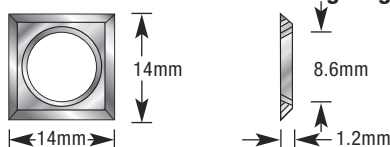
### 7.5 x 12 x 1.5mm – 2 Cutting Edges



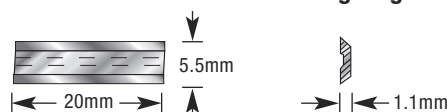
### 8 x 5.5 x 1.1mm – 2 Cutting Edges



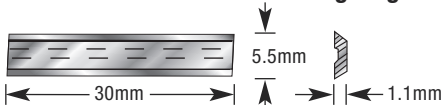
### 14 x 14 x 1.2mm – 4 Cutting Edges



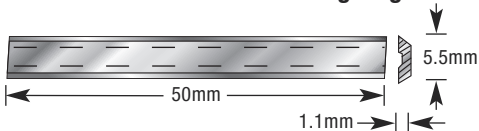
### 20 x 5.5 x 1.1mm – 2 Cutting Edges



### 30 x 5.5 x 1.1mm – 2 Cutting Edges



### 50 x 5.5 x 1.1mm – 2 Cutting Edges



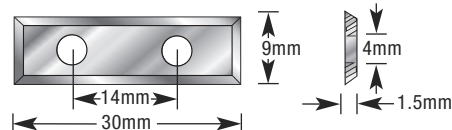
Tool Application	'G' 35° Gen. Purpose Wood, Chipboard, Plywood	'S' 35° Softwood/ Hardwood	'H' 35° MDF, Chipboard, Solid Surface	'MF' 45° Micro-finish Gen. Purpose
<b>Insert Cutterheads</b> 61330, 61350, 61450, 61452	<b>Tool #</b> <b>RCK-18</b>	—	—	—
<b>Insert Trim Bits</b> RC-1040, RC-1042, RC-1044	<b>Tool #</b> <b>AMA-17</b>	—	<b>Tool #</b> <b>HCK-17</b>	—
<b>Insert Cutterheads</b> 61360, 61384				
<b>Use on RC-2000</b>	<b>Tool #</b> <b>RCK-8</b>	—	—	—
<b>For Holz-Her® System</b>	<b>Tool #</b> <b>RCK-75</b>			
<b>Insert Straight Bit</b> RC-3100	<b>Tool #</b> <b>RCK-32</b>	—	—	—
<b>Insert Straight Bits</b> RC-3110, RC-3200, RC-3204, RC-3260, RC-3300, RC-3305, RC-3310, RC-3312, RC-3318, RC-3320	<b>Tool #</b> <b>RCK-34</b>	—	<b>Tool #</b> <b>HCK-34</b>	—
<b>Insert Straight Bits</b> RC-3208, RC-3264, RC-3304, RC-3307, RC-3314, RC-3316, RC-3322, RC-3324	<b>Tool #</b> <b>RCK-36</b>	—	<b>Tool #</b> <b>HCK-36</b>	—

Tool illustrations **not** shown at actual size.

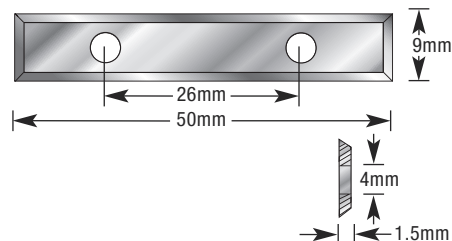
⚠ **Warning:** Before use, read router bit safety guidelines on pages 186-188.

Tool Application	'G' 35° Gen. Purpose Wood, Chipboard, Plywood	'S' 35° Softwood/ Hardwood	'H' 35° MDF, Chipboard, Solid Surface	'MF' 45° Micro-finish Gen. Purpose
<b>Insert Straight Bits</b>	<b>Tool #</b>	—	<b>Tool #</b>	—
RC-1080, RC-1082, RC-1154, RC-2080, RC-2082, RC-2154	<b>AMA-30</b>		<b>MDF-30</b>	
<b>Various</b>	<b>Tool #</b> <b>AMA-50</b>	—	—	—
<b>Insert Cutterheads</b>	<b>Tool #</b>	—	<b>Tool #</b>	—
61342, 61362, 61386	<b>ICK-15</b>		<b>HCK-15</b>	
<b>Insert Cutterhead</b>	<b>Tool #</b>	<b>Tool #</b>	<b>Tool #</b>	—
61388	<b>ICK-20</b>	<b>SCK-20</b>	<b>HCK-20</b>	
<b>Various</b>	<b>Tool #</b> <b>AMA-25</b>	—	<b>Tool #</b> <b>HMA-25</b>	—
<b>Various</b>	<b>Tool #</b> <b>ICK-25</b>	—	<b>Tool #</b> <b>HCK-25</b>	—
<b>Various</b>	<b>Tool #</b> <b>AMA-10</b>	—	—	—


**30 x 9 x 1.5mm – 4 Cutting Edges**



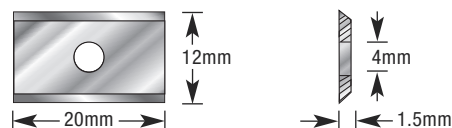
**50 x 9 x 1.5mm – 4 Cutting Edges**



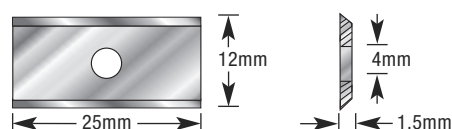
**15 x 12 x 1.5mm – 2 Cutting Edges**



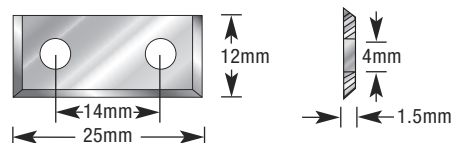
**20 x 12 x 1.5mm – 2 Cutting Edges**



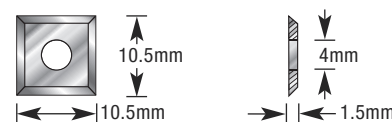
**25 x 12 x 1.5mm – 2 Cutting Edges**



**25 x 12 x 1.5mm – 2 Cutting Edges**



**NEW 10.5 x 10.5 x 1.5mm – 4 Cutting Edges**

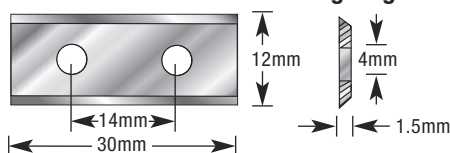


Tool illustrations **not** shown at actual size.

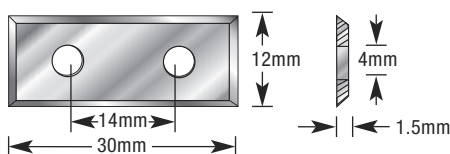
**Warning:** Before use, read router bit safety guidelines on pages 186-188.



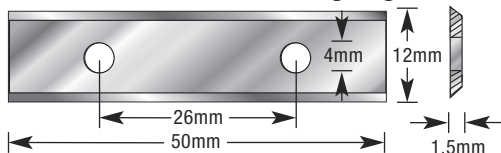
### 30 x 12 x 1.5mm – 2 Cutting Edges



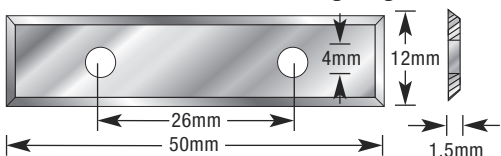
### 29.5 x 12 x 1.5mm – 4 Cutting Edges



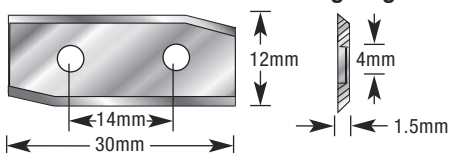
### 50 x 12 x 1.5mm – 2 Cutting Edges



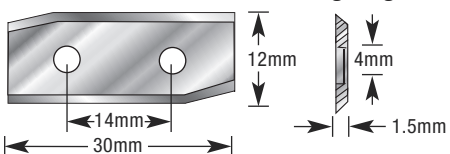
### 50 x 12 x 1.5mm – 4 Cutting Edges



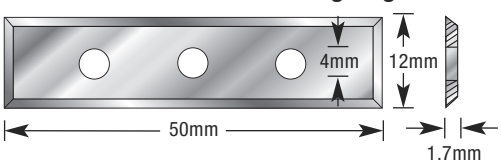
### 30 x 12 x 1.5mm – 2 Cutting Edges



### 30 x 12 x 1.5mm – 2 Cutting Edges



### 50 x 12 x 1.7mm – 4 Cutting Edges



	'G' 35°	'S' 35°	'H' 35°	'MF' 45°
Tool Application	Gen. Purpose Wood, Chipboard, Plywood	Softwood/ Hardwood	MDF, Chipboard, Solid Surface	Micro-finish Gen. Purpose

Insert Trim Bits	Tool #	Tool #	Tool #	Tool #
RC-1002, RC-1004, General Use	ICK-30	SCK-30	HCK-30	MFK-30

Insert Straight Bits	Tool #	Tool #	Tool #	—
RC-1084, RC-1086, RC-1088, RC-1090, RC-1156, RC-1160, RC-1164, RC-2084, RC-2086, RC-2088, RC-2090, RC-2156, RC-2160, RC-2164	RCK-30	SRK-30	HRK-30	

Insert Cutterheads	Tool #	Tool #	Tool #	—
61304, 61306, 61310	ICK-50	SCK-50	HCK-50	

Insert Cutterheads	Tool #	Tool #	Tool #	—
RC-1158, RC-1162, RC-1166, RC-2158, RC-2162, RC-2164	RCK-50	SRK-50	HRK-50	

Edgebander Trim Knives, Right Hand	Tool #	—	—	—
	ICK-35RH			

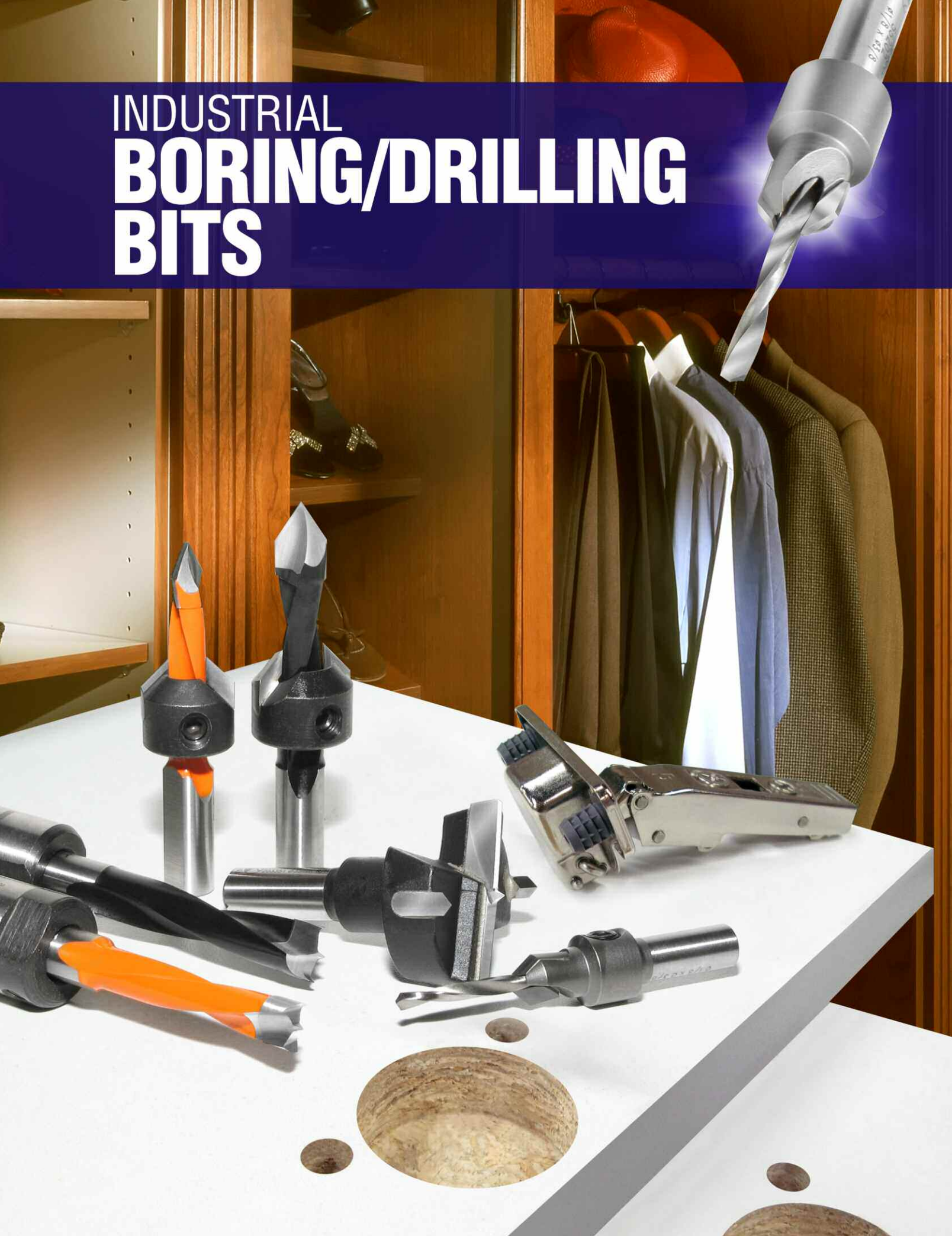
Edgebander Trim Knives, Left Hand	Tool #	—	—	—
	ICK-35LH			

Use on RC-2400	Tool #	—	—	—
Use on RC-1006	RCK-151			

Tool illustrations **not** shown at actual size.

**Warning:** Before use, read router bit safety guidelines on pages 186-188.

# INDUSTRIAL **BORING/DRILLING BITS**







In-Line  
Boring  
Machines

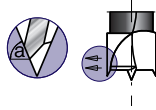
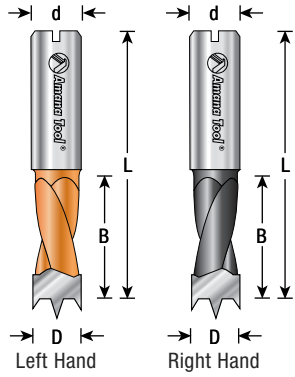


Multi-Purpose  
Boring



Countersinks/  
Counterbores

Industrial Quality  
**Boring/Drilling**



## BRAD POINT BORING<sup>†</sup>

57mm Long, 10mm x 30mm Shank

ØD	B	Ød	L	Tool No. LH	Tool No. RH
3mm	27mm	10mm	57mm	301003	201003 *
3.2mm	27mm	10mm	57mm	301032	201032
4mm	27mm	10mm	57mm	301004	201004
4.5mm	27mm	10mm	57mm	—	201045
5mm	27mm	10mm	57mm	301005	201005
5.1mm	27mm	10mm	57mm	301051	201051
5.2mm	27mm	10mm	57mm	301052	201052
5.5mm	27mm	10mm	57mm	301055	201055
6mm	27mm	10mm	57mm	301006	201006
6.5mm	27mm	10mm	57mm	301065	201065
6.7mm	27mm	10mm	57mm	301067	201067
7mm	27mm	10mm	57mm	301070	201070
7.5mm	27mm	10mm	57mm	301075	201075
8mm	27mm	10mm	57mm	301008	201008
8.2mm	27mm	10mm	57mm	301082	201082
9mm	27mm	10mm	57mm	301090	201090
10mm	27mm	10mm	57mm	301010	201010
10.5mm	27mm	10mm	57mm	301105	201105
12mm	27mm	10mm	57mm	301012	201012
14mm	27mm	10mm	57mm	—	201014
15mm	27mm	10mm	57mm	301015	201015
16mm	27mm	10mm	57mm	301016	201016
17mm	27mm	10mm	57mm	301017	201017
18mm	27mm	10mm	57mm	301018	201018
19mm	27mm	10mm	57mm	301019	201019
20mm	27mm	10mm	57mm	301020	201020
3/16	27mm	10mm	57mm	301047	—
1/4	27mm	10mm	57mm	301007	201007
3/8	27mm	10mm	57mm	301009	201009
1/2	27mm	10mm	57mm	301013	201013

\* With solid carbide cutting edge.



## HIGH PERFORMANCE DITEC<sup>™</sup> BRAD POINT BORING<sup>†</sup>

Ditec<sup>™</sup> dowel drills feature special grinding and high performance carbide for ultra long-lasting applications.

ØD	B	Ød	L	Tool No. LH	Tool No. RH
5mm	27mm	10mm	57mm	305005	205005
8mm	27mm	10mm	57mm	305008	205008
5mm	40mm	10mm	70mm	306005	206005
8mm	40mm	10mm	70mm	306008	206008



<sup>†</sup> Application: Not to be used in portable drills or handheld routers.

3D renderings & tool illustrations **not** shown at actual size.  
Wood profiles shown at actual size. Visit our website for additional 1:1 profiles.

## BRAD POINT BORING†

70mm Long, 10mm x 30mm Shank

ØD	B	Ød	L	Tool No. LH	Tool No. RH
3mm	40mm	10mm	70mm	304003	204003 *
3.2mm	40mm	10mm	70mm	304032	204032
4mm	40mm	10mm	70mm	304004	204004
4.5mm	40mm	10mm	70mm	304045	204045
5mm	40mm	10mm	70mm	304005	204005
5.1mm	40mm	10mm	70mm	304051	204051
5.2mm	40mm	10mm	70mm	304052	204052
5.5mm	40mm	10mm	70mm	304055	204055
6mm	40mm	10mm	70mm	304006	204006
6.5mm	40mm	10mm	70mm	304065	204065
6.7mm	40mm	10mm	70mm	304067	204067
7mm	40mm	10mm	70mm	304070	204070
7.5mm	40mm	10mm	70mm	304075	204075
8mm	40mm	10mm	70mm	304008	204008
8.2mm	40mm	10mm	70mm	304082	204082
9mm	40mm	10mm	70mm	304090	204090
10mm	40mm	10mm	70mm	304100	204010
11mm	40mm	10mm	70mm	304011	204011
12mm	40mm	10mm	70mm	304012	204012
13mm	40mm	10mm	70mm	304130	204130
14mm	40mm	10mm	70mm	304014	204014
15mm	40mm	10mm	70mm	304015	204015
16mm	40mm	10mm	70mm	304016	204016
17mm	40mm	10mm	70mm	304017	—
3/16	40mm	10mm	70mm	304047	204047
1/4	40mm	10mm	70mm	304007	204007
3/8	40mm	10mm	70mm	304009	204009
7/16	40mm	10mm	70mm	304111	204111
1/2	40mm	10mm	70mm	304013	204013
5/8	40mm	10mm	70mm	304113	204113

## 77mm Long, 10mm x 30mm Shank

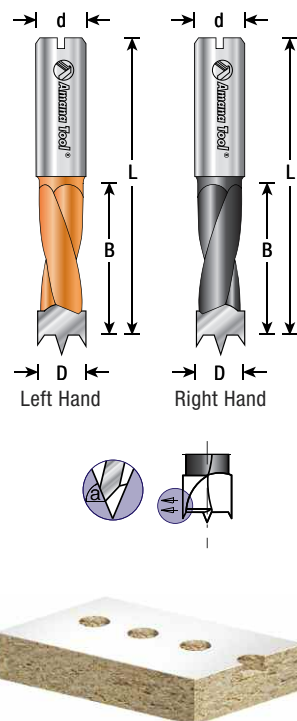
4mm	47mm	10mm	77mm	302004	202004
5mm	47mm	10mm	77mm	302005	202005
5.1mm	47mm	10mm	77mm	302051	202051
5.2mm	47mm	10mm	77mm	302052	202052
6mm	47mm	10mm	77mm	—	202006
7mm	47mm	10mm	77mm	302070	202070
8mm	47mm	10mm	77mm	302008	202008
8.2mm	47mm	10mm	77mm	302082	202082
9mm	47mm	10mm	77mm	302090	202090
10mm	47mm	10mm	77mm	302100	202010
12mm	47mm	10mm	77mm	302012	202012

\* With solid carbide cutting edge.



† Application: Not to be used in portable drills or handheld routers.

3D renderings & tool illustrations **not** shown at actual size.  
Wood profiles shown at actual size. Visit our website for additional 1:1 profiles.



In-Line  
Boring  
Machines

Multi-Purpose  
Boring

Countersinks/  
Counterbores

Industrial Quality  
**Boring/Drilling**





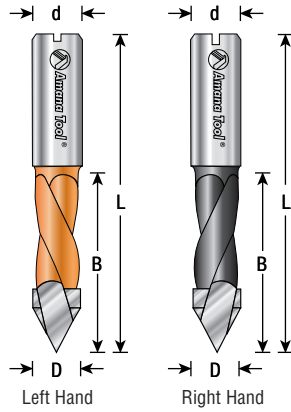
In-Line  
Boring  
Machines



Multi-Purpose  
Boring



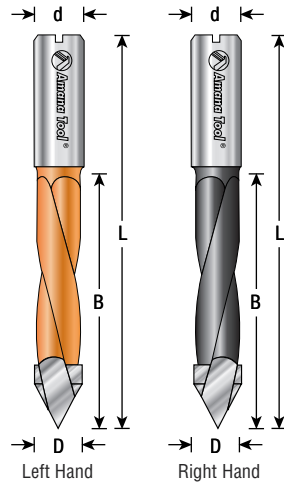
Countersinks/  
Counterbores



## THROUGH-HOLE ('V' POINT)<sup>†</sup>

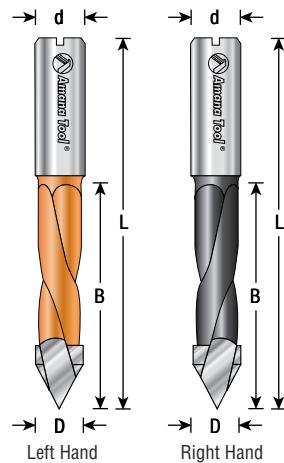
57mm Long, 10mm x 22mm Shank

ØD	B	Ød	L	Tool No. LH	Tool No. RH
4mm	35mm	10mm	57mm	413004	313004
5mm	35mm	10mm	57mm	413005	313005
6mm	35mm	10mm	57mm	413006	313006
7mm	35mm	10mm	57mm	413070	313070
8mm	35mm	10mm	57mm	413008	313008
9mm	35mm	10mm	57mm	413090	313090
10mm	35mm	10mm	57mm	413010	313010
12mm	35mm	10mm	57mm	413012	313012
1/4	35mm	10mm	57mm	413007	313007
3/8	35mm	10mm	57mm	413009	313009
1/2	35mm	10mm	57mm	413013	313013



## 70mm Long, 10mm x 23mm Shank

4mm	47mm	10mm	70mm	414004	314004
5mm	47mm	10mm	70mm	414005	314005
5.5mm	47mm	10mm	70mm	414055	314055
6mm	47mm	10mm	70mm	414006	314006
7mm	47mm	10mm	70mm	414070	314070
8mm	47mm	10mm	70mm	414008	314008
9mm	47mm	10mm	70mm	414090	314090
10mm	47mm	10mm	70mm	414010	314010
11mm	47mm	10mm	70mm	414011	314011
12mm	47mm	10mm	70mm	414012	314012
14mm	47mm	10mm	70mm	414014	314014
16mm	47mm	10mm	70mm	414016	314016
3/16	47mm	10mm	70mm	414047	314047
1/4	47mm	10mm	70mm	414007	314007
9/32	47mm	10mm	70mm	414281	314281
21/64	47mm	10mm	70mm	414833	314833
11/32	47mm	10mm	70mm	414343	—
3/8	47mm	10mm	70mm	414009	314009
7/16	47mm	10mm	70mm	414111	314111
1/2	47mm	10mm	70mm	414013	314013
5/8	47mm	10mm	70mm	414113	314113



## 77mm Long, 10mm x 27mm Shank

5mm	50mm	10mm	77mm	415005	315005
6mm	50mm	10mm	77mm	415006	315006
7mm	50mm	10mm	77mm	415070	315070
8mm	50mm	10mm	77mm	415008	315008
9mm	50mm	10mm	77mm	415090	315090
10mm	50mm	10mm	77mm	415010	315010



<sup>†</sup> Application: Not to be used in portable drills or handheld routers.

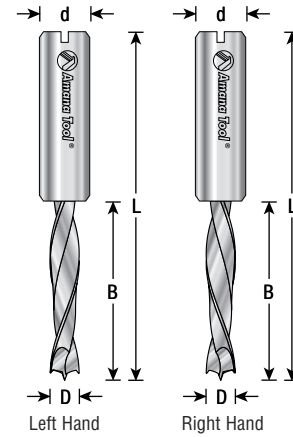
3D renderings & tool illustrations **not** shown at actual size.  
Wood profiles shown at actual size. Visit our website for additional 1:1 profiles.



## DITEC™ SOLID CARBIDE <sup>NEW</sup> BRAD POINT DOWEL DRILL†

Special solid carbide grade cutting flute for long lasting performance.

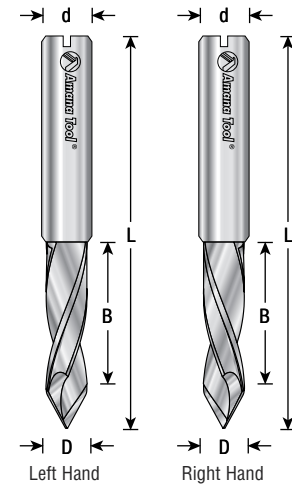
ØD	B	Ød	L	Tool No. LH	Tool No. RH
5mm	22mm	10x25mm	57.5mm	315105	215005
8mm	22mm	10x25mm	57.5mm	315108	215008
5mm	40mm	10x25mm	70mm	317005	217005
8mm	40mm	10x25mm	70mm	317008	217008



## DITEC™ SOLID CARBIDE <sup>NEW</sup> THROUGH-HOLE DOWEL DRILL†

Special solid carbide grade cutting flute for long lasting performance.

ØD	B	Ød	L	Tool No. LH	Tool No. RH
5mm	22mm	10x25mm	57.5mm	315015	215015
8mm	22mm	10x25mm	57.5mm	315018	215018
5mm	40mm	10x25mm	70mm	317015	217015
8mm	40mm	10x25mm	70mm	317018	217018



Industrial Quality  
**Boring/Drilling**

† Application: Not to be used in portable drills or handheld routers.

3D renderings & tool illustrations **not** shown at actual size.  
Wood profiles shown at actual size. Visit our website for additional 1:1 profiles.

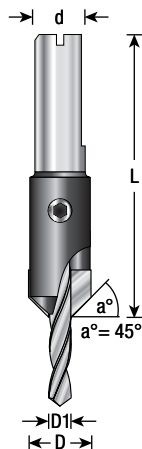






Multi-Purpose Boring

Countersinks/Counterbores



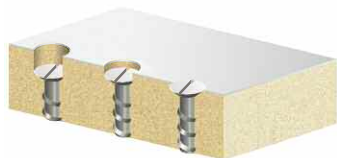
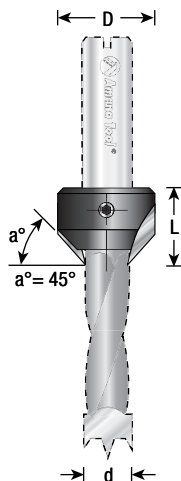
## COUNTERSINKS <sup>NEW</sup> FOR BORING MACHINES<sup>†</sup>

*With Slow Spiral, HSS M2 DIN 338 Fully Ground Drill*

**Carbide-Tipped • 2 Flute**

Drills and countersinks in one step. Available in two sizes and each complete with the drill bit and Allen wrench for easy bit replacement.

ØD	ØD1	a°	Ød	L	Repl. Drill Bit	Tool No.
1/2	4mm	45°	10mm	60mm	630-202	55640
1/2	5mm	45°	10mm	60mm	55105	55642



## METRIC COUNTERSINKS<sup>†</sup>

**Carbide-Tipped • 2 Flute**

Application: Use with 10mm shank boring bits to drill and countersink for screws in one pass.

**Drills sold separately.**

ØD	Ød	L	Tool No. LH	Tool No. RH
16mm	5mm	16.5mm	416005	316005
16mm	6mm	16.5mm	416006	316006
16mm	7mm	16.5mm	416007	316007
18mm	8mm	16.5mm	416008	316008
18mm	9mm	16.5mm	416009	316009
20mm	10mm	16.5mm	416010	316010
20mm	12mm	16.5mm	416012	316012

Replacement set screw #67087 (5mm only).

Replacement set screw #67079 (6mm to 12mm).

**Note:** Right hand tools rotate clockwise. Left hand tools rotate counter-clockwise.

<sup>†</sup> Application: Not to be used in portable drills or handheld routers.

3D renderings & tool illustrations **not** shown at actual size.  
Wood profiles shown at actual size. Visit our website for additional 1:1 profiles.

## HINGE BORING†

### 57mm Long, 10mm Shank, 2-Wing With Spurs

Application: Boring machines (10mm shank) and drill presses (3/8" shank)

ØD	Ød	L	Tool No. LH	Tool No. RH
15mm	10mm	57mm	203155	203151
18mm	10mm	57mm	203185	—
20mm	10mm	57mm	203205	203201
22mm	10mm	57mm	203225	203221
25mm	10mm	57mm	203255	203251
26mm	10mm	57mm	203265	203261
28mm	10mm	57mm	203285	203281
30mm	10mm	57mm	203305	203301
32mm	10mm	57mm	203325	203321
35mm	10mm	57mm	203355	203351
40mm	10mm	57mm	203405	203401
3/4	10mm	57mm	203755	203751

### 70mm Long, 10mm Shank, 2-Wing With Spurs

13mm	10mm	70mm	203134	203132
14mm	10mm	70mm	203144	—
15mm	10mm	70mm	203154	203152
16mm	10mm	70mm	—	203162
20mm	10mm	70mm	203204	203202
25mm	10mm	70mm	203254	203252
26mm	10mm	70mm	203264	203262
30mm	10mm	70mm	203304	203302
35mm	10mm	70mm	203354	203352
40mm	10mm	70mm	203404	203402
9/16	10mm	70mm	203148	203146
3/4	10mm	70mm	203754	203752

### 77mm Long, 10mm Shank, 2-Wing With Spurs

25mm	10mm	77mm	203258	203256
30mm	10mm	77mm	203308	203306
35mm	10mm	77mm	203358	203356

### 90mm Long, 2-Wing With Spurs

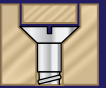
16mm	10mm	90mm	—	203166
18mm	10mm	90mm	—	203186
22mm	10mm	90mm	—	203226
28mm	10mm	90mm	—	203286
35mm	10mm	90mm	—	203357
35mm	3/8	90mm	—	203359



In-Line  
Boring  
Machines



Multi-Purpose  
Boring



Countersinks/  
Counterbores



† Application: Not to be used in portable drills or handheld routers.

3D renderings & tool illustrations **not** shown at actual size.  
Wood profiles shown at actual size. Visit our website for additional 1:1 profiles.



Industrial Quality  
**Boring/Drilling**



In-Line  
Boring  
Machines

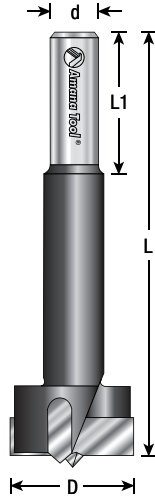


Multi-Purpose  
Boring



Countersinks/  
Counterbores

Industrial Quality  
**Boring/Drilling**

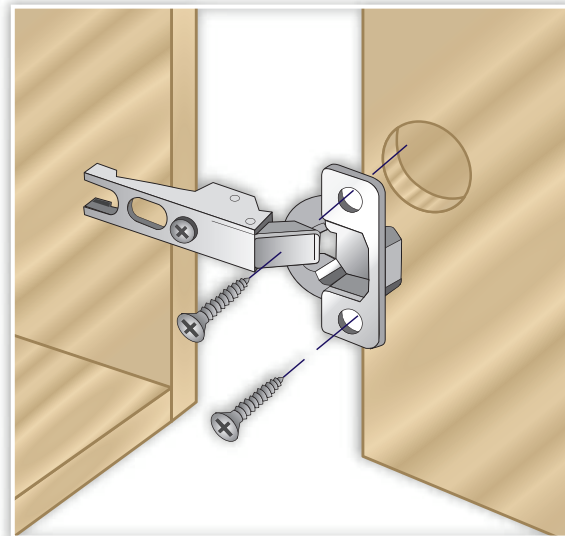


## HINGE BORING†

10mm Round Shank • 2-Wing With Spurs

Application: Drill Presses Only / Metric European hinges.

ØD	Ød	L1	L	Tool No.
11mm	10mm	30mm	90mm	203011
12mm	10mm	30mm	90mm	203012
15mm	10mm	30mm	90mm	203015
18mm	10mm	30mm	90mm	203018
19mm	10mm	30mm	90mm	203019
20mm	10mm	30mm	90mm	203020
21mm	10mm	30mm	90mm	203021
22mm	10mm	30mm	90mm	203022
23mm	10mm	30mm	90mm	203023
24mm	10mm	30mm	90mm	203024
26mm	10mm	30mm	90mm	203260
28mm	10mm	30mm	90mm	203028
30mm	10mm	30mm	90mm	203300
31mm	10mm	30mm	90mm	203031
32mm	10mm	30mm	90mm	203032
34mm	10mm	30mm	90mm	203034
35mm	10mm	30mm	90mm	203350
36mm	10mm	30mm	90mm	203036
40mm	10mm	30mm	90mm	203040



† Application: Not to be used in portable drills or handheld routers.

3D renderings & tool illustrations **not** shown at actual size.  
Wood profiles shown at actual size. Visit our website for additional 1:1 profiles.

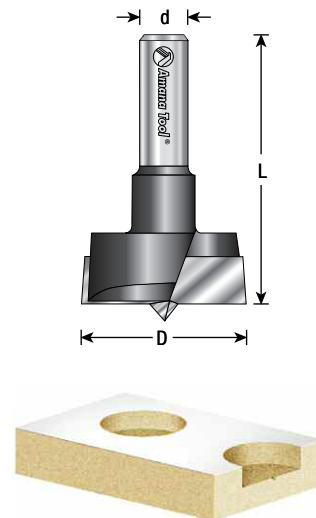
## HINGE BORING FOR DRILL PRESSES†

### 3/8" Shank • 2-Wing

Application: Drill presses only, right hand rotation. Economical alternative to other 35mm hinge bits.

ØD	Ød	L	Tool No.
35mm	3/8	57mm	EB-351

**Note:** Right hand tools rotate clockwise. Left hand tools rotate counter-clockwise.

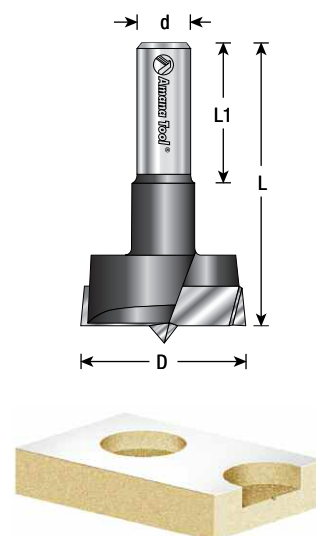


## HINGE BORING FOR ROUTERS†

### 60mm Long, 1/2 Shank, 2-Wing (No Spurs)

Application: Designed for high RPM (22,000) on plunge routers, CNC routers, machining centers and point-to-point machines.

ØD	Ød	L1	L	Max RPM	Tool No.
35mm	1/2	30mm	60mm	28,000	203431

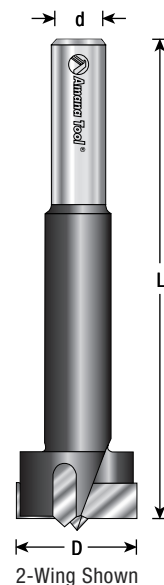


## FRACTIONAL SIZE BORING†

### 2 & 3 Wing • With Spurs

Application: 1/2" shank for use in drill presses only.

ØD	Ød	L	Wings	Tool No.
1-1/8	1/2	4	2	420208
1-1/4	1/2	4	2	420308
1-3/8	1/2	4	2	420408
1-1/2	1/2	4	2	420508
2	1/2	4	3	420908
2-1/4	1/2	4	3	420998



† Application: Not to be used in portable drills or handheld routers.

3D renderings & tool illustrations **not** shown at actual size.  
Wood profiles shown at actual size. Visit our website for additional 1:1 profiles.

In-Line  
Boring  
Machines

Multi-Purpose  
Boring

Countersinks/  
Counterbores

Industrial Quality  
**Boring/Drilling**







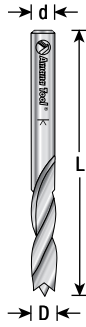
In-Line  
Boring  
Machines



Multi-Purpose  
Boring



Countersinks/  
Counterbores

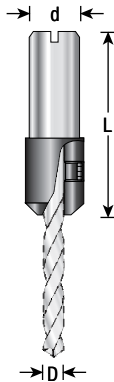


## SOLID CARBIDE METRIC BRAD POINT BORING DRILLS<sup>†</sup>

Application: Boring machines for shelving hardware, etc. Use with adapters or bushings, shown below.

Ød & ØD	L	Tool No. LH	Tool No. RH
2mm	49mm	463002 *	363002 *
2.5mm	55mm	463025 *	363025 *
3mm	55mm	463003	363003
3.2mm	55mm	463032	363032
3.5mm	55mm	463035	363035
4mm	55mm	463004	363004
4.5mm	55mm	463045	363045
5mm	55mm	463005	363005

\* Due to small diameter, these bits are only available with a "V" point.



## 10MM SHANK DRILL ADAPTERS<sup>†</sup>

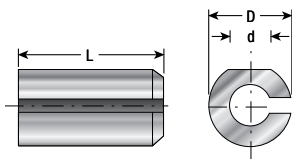
With Retaining Screw

Application: Use with solid carbide drills, shown above. For quick insertion and removal from chuck. (Can be used on left or right hand drills.)

Drills sold separately.

ØD	Ød	L	Tool No.
2mm	10mm	38mm	364020
2.3mm	10mm	38mm	364023
2.5mm	10mm	38mm	364025
3mm	10mm	38mm	364030
3.2mm	10mm	38mm	364032
3.5mm	10mm	38mm	364035
4mm	10mm	38mm	364040
4.5mm	10mm	38mm	364045
5mm	10mm	38mm	364050
1/4"	10mm	38mm	364063

Replacement set screw #67092 (new style #10-24) or #67097 (old style 5x8mm).



## 10MM SHANK DRILL BUSHINGS<sup>†</sup>

Application: Use with solid carbide drills, shown above. Economical alternative to drill adapters. (Can be used on left or right hand drills.)

ØD	Ød	L	Tool No.
2mm	10mm	23mm	365020
2.5mm	10mm	23mm	365025
3mm	10mm	23mm	365030
3.2mm	10mm	23mm	365032
3.5mm	10mm	23mm	365035
4mm	10mm	23mm	365040
4.5mm	10mm	23mm	365045
5mm	10mm	23mm	365050



## BORING MACHINE REPLACEMENT CHUCKS†

*For 10mm Shank In-Line Boring Machines*

Application: Replace worn or damaged chucks. In stock for immediate delivery.  
Meets or exceeds O.E.M. specifications.

Due to many different styles, please order carefully.



### Chuck for Nottmeyer Machines

ØD	L1	M	Ød	L	Tool No. LH	Tool No. RH
19.5mm	15mm	8mm	10mm	40mm	310105	310010

### Chuck for Torwegge • Ayen Machines

ØD	L1	M	Ød	L	Tool No. LH	Tool No. RH
19.5mm	15mm	10mm	10mm	40mm	302105	302010

### Chuck for Busselatto • Ompec Machines

ØD	L1	a°	M	Ød	L	Tool No. LH	Tool No. RH
19.5mm	11mm	30°	10mm	10mm	46mm	303105	303010

### Chuck for Bilek Machines

ØD	L1	a°	M	Ød	L	Tool No. LH	Tool No. RH
19.3mm	11mm	20.8°	8mm	10mm	48mm	304105	304010

### Chuck for Holz-her • S.C.M.I. • Morbidelli • Biese Reimall • Vitap • Weeke Machines

ØD	L1	M	Ød	L	Tool No. LH	Tool No. RH
19.5mm	16mm	10mm	10mm	41mm	305105	305010

### Chuck for • Morbidelli • Nottmeyer Machines

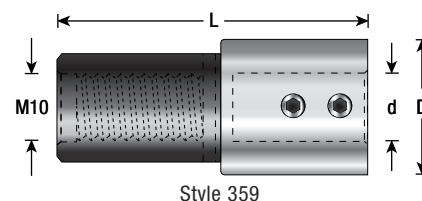
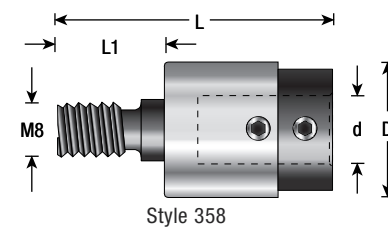
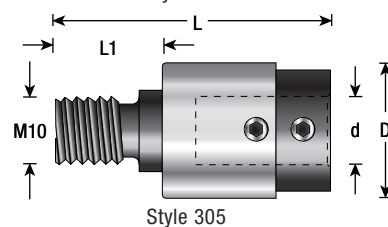
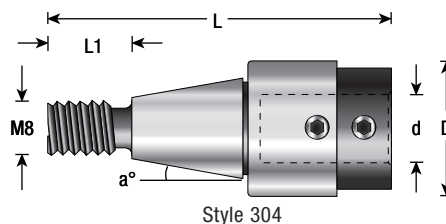
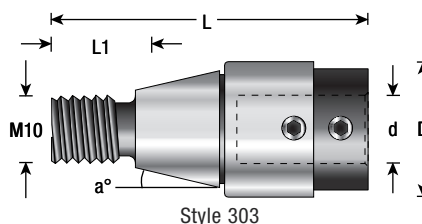
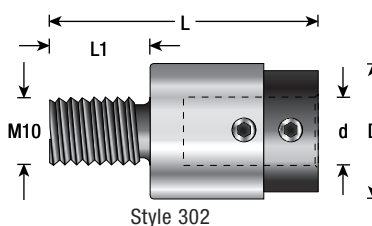
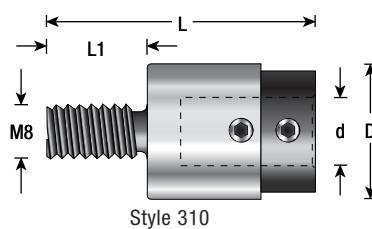
ØD	L1	M	Ød	L	Tool No. LH	Tool No. RH
19.3mm	15mm	8mm	10mm	41mm	358105	358010

### Chuck for Scheer Machines

ØD	L1	M	Ød	L	Tool No. LH	Tool No. RH
19.5mm	—	10mm	10mm	42mm	359105	359010

**Note:** Right hand tools rotate clockwise. Left hand tools rotate counter-clockwise.  
† Application: Not to be used in portable drills or handheld routers.

3D renderings, tool illustrations and wood profiles **not** shown at actual size.  
Visit our website for 1:1 profiles.





In-Line  
Boring  
Machines



Multi-Purpose  
Boring



Countersinks/  
Counterbores



## ROSETTE CUTTER SYSTEM For Drill Press

### Carbide Tipped

The only Rosette Cutter featuring replaceable carbide tipped insert knives. Sixteen different standard knife profiles available along with three sizes of blank knives for custom grinding.

The only Rosette Cutter with an optional shaper cutter head to make matching moldings.

Precision balanced for high speed operation on a heavy-duty drill press, milling machine, lathe or shaper. All cutter bodies are manufactured using the highest quality tool steel.

The Rosette Cutter works well in softwoods, hardwoods, MDF and solid surface materials such as Corian®, Gibraltar®, Surell®, etc.

## COMPLETE ROSETTE CUTTER SYSTEM

### Important Ordering Instructions:

- 1) Select the desired product number for either the Rosette cutterhead, shaper head, or both.
- 2) Knives must be ordered separately and you must order two of each of the selected knife for proper operation.
- 3) The Rosette cutterhead is designed to be used with a heavy-duty drill press, milling machine or lathe. **Do not attempt to use this product in a light-duty drill press, portable electric drill or router.**
- 4) Suggested initial speed for a drill press, etc., is 800 RPM with a slow feed rate. Increase RPM if tool is cutting too slowly. Conversely, if burning occurs, decrease RPM.
- 5) Maximum RPM 5,000 (Rosette Cutter) and 10,000 (shaper cutterhead only).

\* These knife patterns will cut either a standard recessed rosette or a rosette "button." (See photo and illustrations.)

**Note:** All knives are sold individually. Two of each knife are required for proper operation.

### Set No. 59000

#### Includes:

3-1/8" diameter Rosette Cutter (1/2" shank).  
3-3/4" diameter shaper cutterhead (1" bore)  
hex key & custom wood box.

Set No. 59000 can be used on CNC Machines.

△ Max RPM is 6,000 for MDF and 3,500 for Solid Wood.

**Order knives separately, knives not included.**



△ Knives not included.



△ Knives not included.



△ Knives not included.

### Set No. 59004

#### Includes:

3-1/8" diameter Rosette Cutter (1/2" shank)  
hex key & custom wood box.

**Order knives separately, knives not included.**

### No. 59002

#### Includes:

3-3/4" diameter shaper cutter only (1" bore).

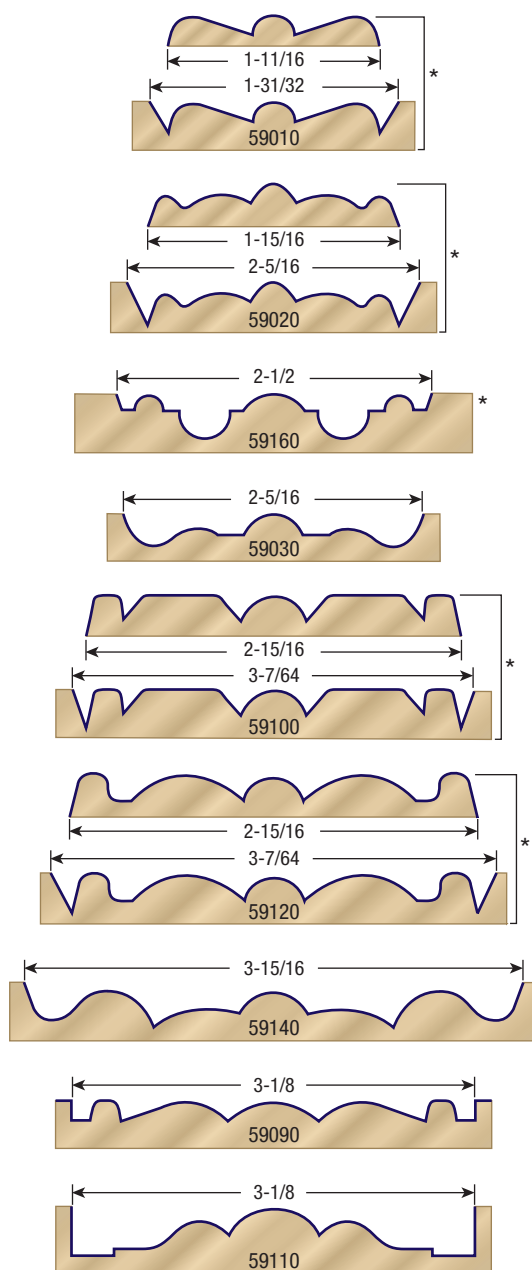
**Order knives separately, knives not included.**

### Blank carbide tipped knives:

1-1/2" width	<b>59510</b>
1-15/16" width	<b>59520</b>

### Accessories/Parts:

Special 1" x 3/4" shaper cutter bushing	<b>59700</b>
Replacement 3mm hex key	<b>5008</b>
Replacement special screw (6 required)	<b>67008</b>
Replacement 1/2" shank arbor only	<b>59702</b>
Replacement Bushing	<b>BU-564</b>



**Amana Tool®**

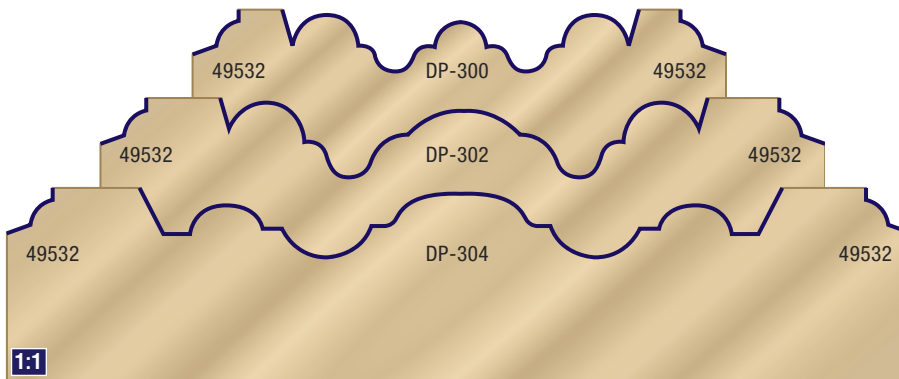
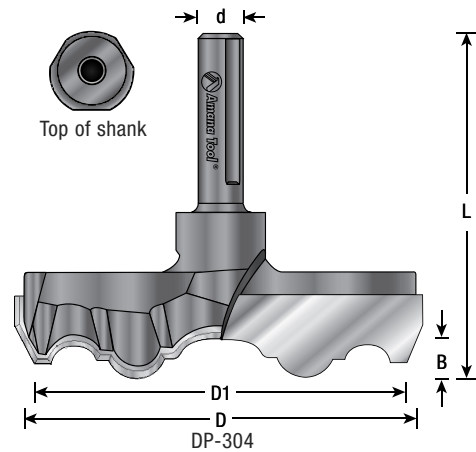
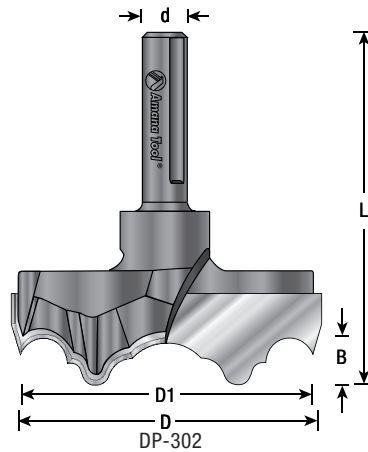
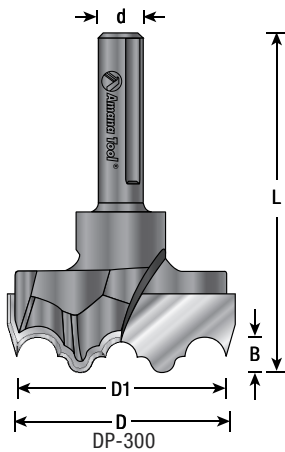
Wood profiles **not** shown at actual size. 3D renderings & tool illustrations **not** shown at actual size. For additional 1:1 profiles and replacement part listing visit [www.amanatool.com](http://www.amanatool.com)

## ROSETTE CUTTERS **NEW**

For Drill Press

Carbide Tipped • 3/8" Shank • 2 Flute

ØD	ØD1	B	Ød	L	Max RPM	Tool No.
1-25/32	1-23/32	19/64	3/8	2-7/8	1,800	DP-300
2-1/2	2-27/64	25/64	3/8	2-7/8	1,800	DP-302
3-11/32	3-1/8	21/64	3/8	2-7/8	1,800	DP-304



## OPTIONAL ROSETTE EDGE DETAIL **NEW** ROUTER BIT

1/4" Shank • 2 Flute

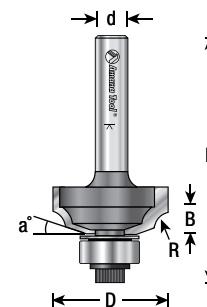
Create the edge detail to the rosette to achieve the finished look.

ØD	a°	R	B	Ød	L	Tool No.
15/16	20°	9/64	1/4	1/4	1-5/8	49532

Replacement bearing #47706.



Optional Edge  
Made With Tool #49532



In-Line  
Boring  
Machines

Multi-Purpose  
Boring

Countersinks/  
Counterbores

Industrial Quality  
**Boring/Drilling**

3D renderings & tool illustrations **not** shown at actual size.  
Wood profiles shown at actual size. Visit our website for additional 1:1 profiles.



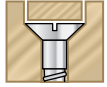





In-Line  
Boring  
Machines



Multi-Purpose  
Boring

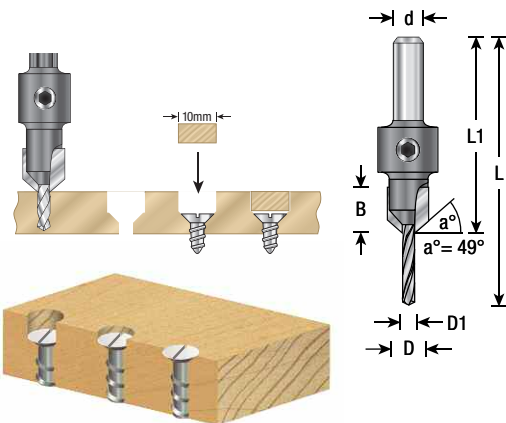


Countersinks/  
Counterbores



## CARBIDE-TIPPED COUNTERSINKS

Used to countersink and counterbore holes for the heads of screws in woods, plastic and non-ferrous materials. The 2-flute integral design ensures uniform and concentric results each and every time. Carbide tips provide chip free hole edges and last at least 40 times longer than steel countersinks. Available in a wide variety of sizes, complete with the HSS drill bit.



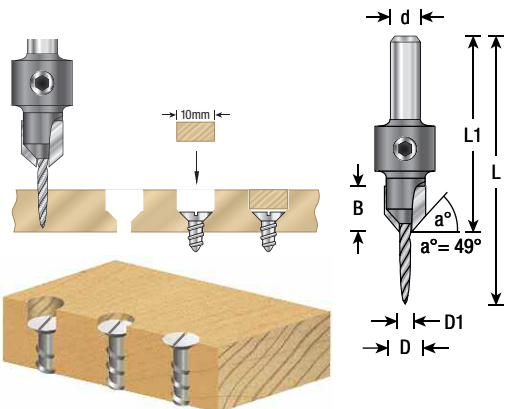
## COUNTERSINKS

Carbide Tipped • For Wood Screws • 2-Wing

*With Slow Spiral, HSS M2 DIN 338 Fully Ground Drill*

Wood Screw Size	ØD	ØD1	B	Ød	L1	L	Repl. Drill Bit	Tool No.
#4	11/32	3/32	1/2	5/16	1-5/8	2-1/4	630-002	55200
#4	3/8	7/64	1/2	5/16	1-5/8	2-3/8	630-098	55201
#6	5/16	1/8	1/2	5/16	1-5/8	2-9/16	630-102	55203
#6	3/8	1/8	1/2	5/16	1-5/8	2-9/16	630-102	55202
#6	1/2	1/8	1/2	5/16	1-5/8	2-9/16	630-102	55205
#6	25/64	9/64	1/2	5/16	1-5/8	2-3/4	630-802	55204
#8	25/64	5/32	1/2	5/16	1-5/8	2-7/8	630-202	55206
#8	7/16	11/64	1/2	5/16	1-5/8	3	630-302	55208
#10	7/16	3/16	1/2	3/8	1-3/4	3	630-402	55210
#10	1/2	3/16	1/2	3/8	1-3/4	3	630-402	55211
#12	15/32	7/32	1/2	3/8	1-3/4	3	630-502	55212

Replacement set screw #67083.



## COUNTERSINKS

Carbide Tipped • For Wood Screws • 2-Wing

*With Taper Point, HSS M2 DIN 338 Fully Ground Drill*

Wood Screw Size	ØD	ØD1	B	Ød	L1	L	Repl. Drill Bit	Tool No.
#4	11/32	3/32	1/2	5/16	1-5/8	2-1/4	630-262	55600
#6	3/8	1/8	1/2	5/16	1-5/8	2-9/16	630-266	55602
#6	25/64	9/64	1/2	5/16	1-5/8	2-3/4	630-268	55604
#8	7/16	11/64	1/2	5/16	1-5/8	3	630-272	55608
#10	7/16	3/16	1/2	3/8	1-3/4	3	630-274	55610

Replacement set screw #67083.

Industrial Quality  
**Boring/Drilling**

## COUNTERSINKS

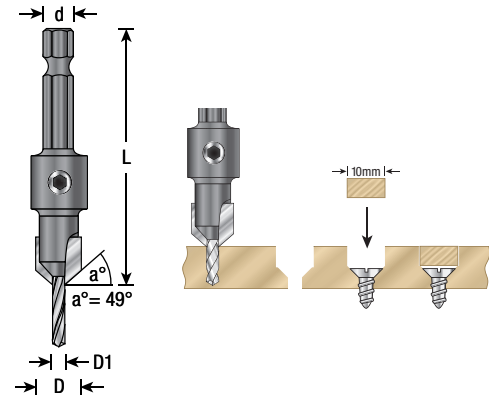
### Carbide Tipped

#### With Slow Spiral, HSS M2 DIN 338 Fully Ground Drill

Drill pilot hole and tapered countersink for wood screws. Carbide tipped for long lasting results in hardwood, plywood, plastics, etc.

ØD	ØD1	Wood Screw Size	a°	Ød	L	Repl. Drill Bit	Tool No.
3/8	5/64	#4	49°	1/4	2-1/8	630-001	55260
3/8	3/32	#6	49°	1/4	2-1/8	630-002	55262
3/8	7/64	#8	49°	1/4	2-1/8	630-098	55264
3/8	1/8	#10	49°	1/4	2-1/8	630-102	55266
1/2	9/64	#12	49°	1/4	2-1/8	630-802	55268
3/8	5/32	#12 to #14	49°	1/4	2-1/8	630-202	55269

Replacement set screw #67083. Hex key #5009.



In-Line Boring Machines

Multi-Purpose Boring

Countersinks/Counterbores

## COUNTERSINKS

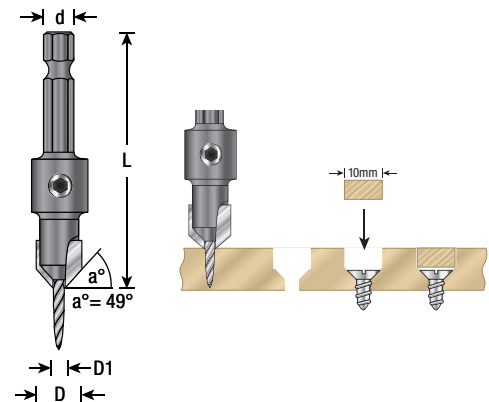
### Carbide Tipped

#### With Taper Point, HSS M2 DIN 338 Fully Ground Drill

Drill pilot hole and tapered countersink for wood screws. Carbide tipped for long lasting results in hard wood, plywood, plastics, etc.

ØD	ØD1	Wood Screw Size	a°	Ød	L	Repl. Drill Bit	Tool No.
3/8	5/64	#4	49°	1/4	2-1/8	630-260	55620
3/8	3/32	#6	49°	1/4	2-1/8	630-262	55622
3/8	7/64	#8	49°	1/4	2-1/8	630-264	55624
3/8	1/8	#10	49°	1/4	2-1/8	630-266	55626
1/2	9/64	#12	49°	1/4	2-1/8	630-268	55628

Replacement set screw #67083. Hex key #5009.



## COUNTERBORES

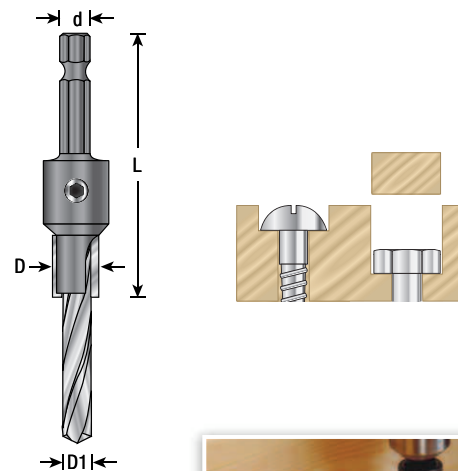
### Carbide Tipped

#### With Slow Spiral, HSS M2 DIN 338 Fully Ground Drill

Flat bottom counterbores for using round head screws, hex bolts, etc. Includes pilot drill.

ØD	ØD1	Ød	L	Repl. Drill Bit	Tool No.
3/8	3/16	1/4	2-3/16	630-402	55282
1/2	1/4	1/4	2-3/4	630-702	55286
5/8	1/4	1/4	2-3/4	630-702	55288

Replacement set screw #67083. Hex key #5009.



## QUICK CHANGE CHUCK

Simply pull sleeve to change drill bits, screwdrivers, countersinks and other power bits. Special long shaft for use with keyless chucks. This is an industrial quality accessory manufactured with exacting tolerances.

Ød	L	Tool No.
3/8	2	55298

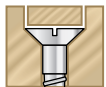




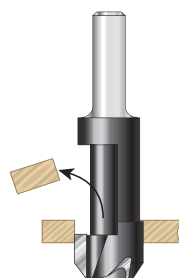
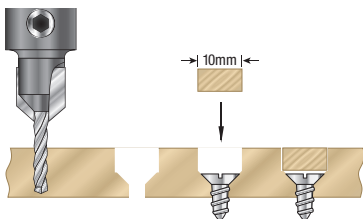
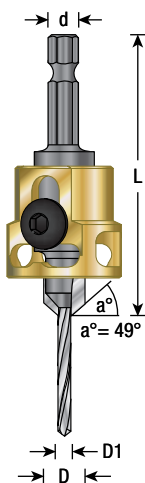
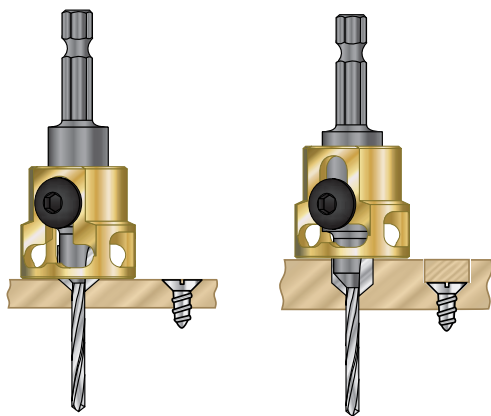
In-Line  
Boring  
Machines



Multi-Purpose  
Boring



Countersinks/  
Counterbores



## COUNTERSINK WITH ADJUSTABLE DEPTH STOP **NEW**

Carbide-Tipped • 2-Wing

*With Slow Spiral, HSS M2 Fully Ground Drill*

A new addition to the well known range of Amana Tool® countersinks. Unique adjustable depth-stop developed for quick and easy adjustment of the countersink depth.

The user friendly design enables control of the drill length and its replacement, without the need to disassemble the depth-stop.

ØD	ØD1	a°	Ød	L	Drill DIN	Repl. Drill Bit	Tool No.
3/8	5/64	49°	1/4	2-3/8	338	630-220	55234
3/8	3/32	49°	1/4	2-3/8	338	630-222	55235
3/8	7/64	49°	1/4	2-3/8	1897	630-224	55236
3/8	1/8	49°	1/4	2-3/8	1897	630-226	55237
1/2	9/64	49°	1/4	2-3/8	1897	630-228	55238
3/8	5/32	49°	1/4	2-3/8	1897	630-230	55239

Replacement NF1/4 x 1/4 set screw #67070 for tightening depth stop.

Replacement NF1/4-28 x 3/16 set screw #67083 for drill tightening.

Replacement 1/8 x 5/32 double-sided hex key #5019 (included).



## COUNTERSINK & PLUG SET

Carbide Tipped • 10mm Diameter Countersink & Plug

- Drilling & Countersinking with a single tool.
- Concealing of screwheads with plugs which perfectly fit with countersink.
- Designed for portable drills and drill presses.

Description	Drill Dia.	Tool No.
2 Pc. Countersink & Plug Cutter	1/8	PS-100
2 Pc. Countersink & Plug Cutter	9/64	PS-200
2 Pc. Countersink & Plug Cutter	5/32	PS-300
2 Pc. Countersink & Plug Cutter	11/64	PS-400
All 4 Countersinks & drills & 1 Plug Cutter	—	PS-500
Plug Cutter only (10mm dia.)	—	PLC-100

**Note:** All countersinks are carbide-tipped. The plug cutter and drill bits are high-speed steel. Countersinks have 8mm shank diameter.



PS-500

**NEW** Improved Spiral Action for Better Chip Ejection

## COUNTERBORES<sup>†</sup>

Fit Evans, Ritter, Unique, Marcon, Norfield<sup>®</sup>  
and Castle<sup>®</sup> Face Frame Machines

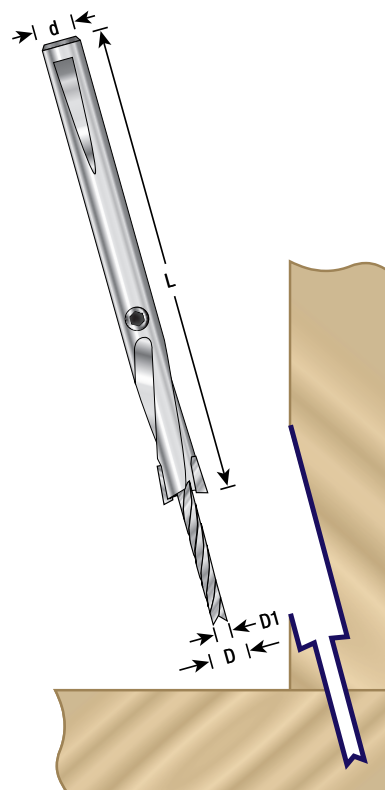
### Carbide Tipped

Application: Features include precision ground carbide-tipped counterbore for splinter-free cutting, non-slip surface treatment for positive clamping, wide web design for superior strength and replaceable HSS fishtail drills.

Description	ØD	ØD1	Ød	L	Tool No.
Counterbore	3/8	.136	3/8	4-1/16	424000
Replacement #8-32 NC set screw, #67010.					

### #29 Replacement HSS Fish Tail Drills

Description	ØD1	Ød	L	Tool No.
Standard	.136	—	2-7/8	424004
DHN Surface Treated for Longer Tool Life	.136	—	2-7/8	424006 <b>NEW</b>

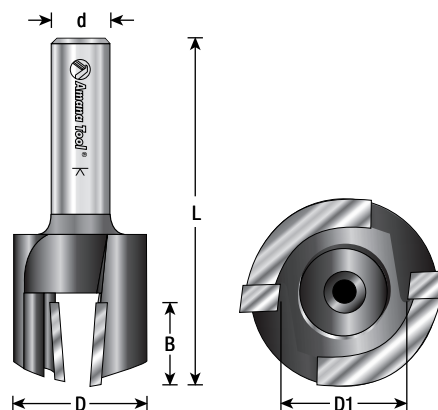
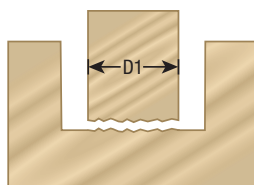


## PLUG CUTTER FOR DRILL PRESS

Carbide Tipped • 1/2" Shank • 2 Flute

Must clamp work piece firmly to drill press table.

ØD	ØD1	B	Ød	L	Tool No.
5/8	3/8	1/2	1/2	2-1/2	55220
25/32	1/2	1/2	1/2	2-1/2	55222
29/32	5/8	1/2	1/2	2-1/2	55224



In-Line  
Boring  
Machines

Multi-Purpose  
Boring

Countersinks/  
Counterbores

Industrial Quality  
**Boring/Drilling**

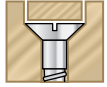




In-Line  
Boring  
Machines

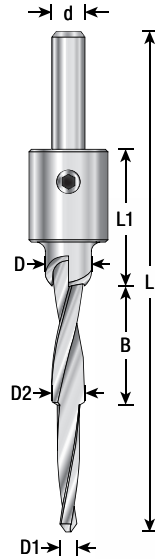


Multi-Purpose  
Boring



Countersinks/  
Counterbores

Industrial Quality  
**Boring/Drilling**

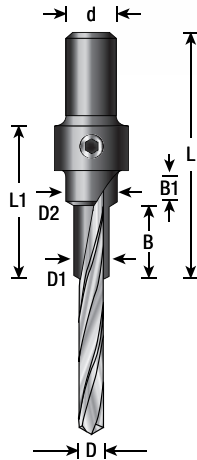
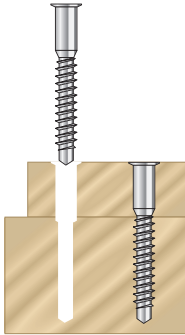


### 3-STEP RTA FURNITURE <sup>NEW</sup> DRILL/COUNTERSINK ASSEMBLY With HSS Slow Spiral Drill

Commonly used for RTA (ready-to-assemble) furniture fittings. Specially-treated high-speed steel countersink with polished slow-spiral drill bit. Will perform 3 tasks in one: pilot hole, clearance hole and countersink. For connecting screws (Conformat, Directa, etc.). The shankless countersink is heat treated.

ØD	ØD1	ØD2	B	Ød	L1	L	Tool No.
10mm	5mm	7mm	<30mm*	7mm	30mm	106mm	55650

\* B can be adjusted up to 30mm.



### 3-STEP RTA FURNITURE DRILL/COUNTERSINK With HSS Slow Spiral Drill

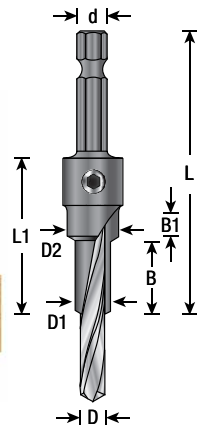

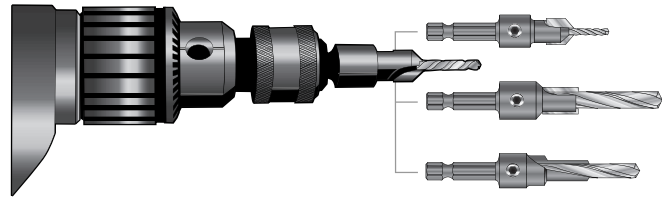
Commonly used for RTA (ready-to-assemble) furniture fittings. Specially-treated high-speed steel countersink with polished slow-spiral drill bit. Will perform 3 tasks in one: pilot hole, clearance hole and countersink. For connecting screws (Conformat, Directa, etc.). The shankless countersink is heat treated.

ØD	ØD1	ØD2	B	B1	Ød	L1	L	Tool No.
3.5mm	5mm	7mm	15mm	5mm	10mm	33mm	52mm	55102
5mm	7mm	10mm	19mm	5mm	10mm	32mm	58mm	55103

Replacement 3.5mm HSS slow spiral drill bit, 2-3/4" long, #55104.

Replacement 5.0mm HSS slow spiral drill bit, 3-7/16" long, #55105.

Replacement #10-24 set screw, #67092 (requires #5000 3/32" hex key).



### RTA FURNITURE DRILL/COUNTERSINK

RTA furniture step drill – bit creates steps for the "Conformat" style furniture screw. Used for drilling pilot hole, clearance hole and countersinking.

ØD	ØD1	ØD2	Ød	B	B1	L1	L	Tool No.
3.5mm	5mm	7mm	1/4	15mm	5mm	33mm	60mm	55290
5mm	7mm	10mm	1/4	19mm	5mm	38mm	62mm	55292

Replacement 3.5mm HSS slow spiral drill bit, 2-3/4" long, #55104.

Replacement 5.0mm HSS slow spiral drill bit, 3-7/16" long, #55105.

Replacement #10-24 set screw, #67092 (requires #5000 3/32" hex key).

## 'DI-COUNT'™ ADJUSTABLE COUNTERSINK

Carbide-Tipped • 2-Wing

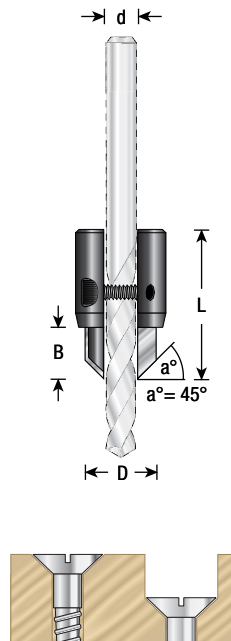
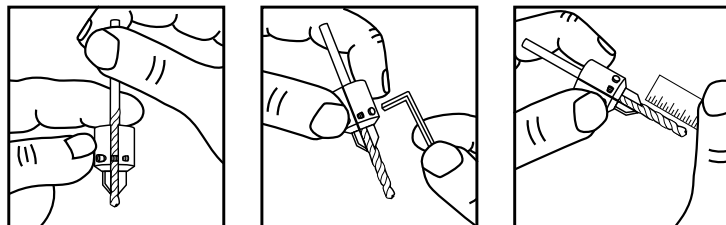
Accepts Drills\* from 3/32" through 9/32" (Wood Screw Sizes #2 through #18).

\* Drills not included.

ØD	a°	B	Ød	L	Tool No.
7/16 to 19/32	45°	7/16	3/32 to 9/32	1-1/4	20200

Replacement allen screws (2 required) #67090.

Replacement 3mm hex key #5004 (included).



In-Line  
Boring  
Machines

Multi-Purpose  
Boring

Countersinks/  
Counterbores


## ADJUSTABLE UNIVERSAL DRILL-DEPTH STOPS NEW

Can be clamped onto any drill\* from 3mm to 10mm. An innovation and universal solution to the problem of drilling holes to an accurate depth. Special design to minimize any marks on the surface being drilled. User friendly – quick assembly and easy drill-depth adjustment.

\* Drills not included.

Range of Drill Diameters	Tool No.
3mm to 7mm (1/8 to 1/4)	20210
6mm to 10mm (1/4 to 3/8)	20212

Replacement 3mm hex key #5004 (not included).



† Application: Not to be used in portable drills or handheld routers.

3D renderings & tool illustrations **not** shown at actual size.  
Wood profiles shown at actual size. Visit our website for additional 1:1 profiles.



Industrial Quality  
**Boring/Drilling**



In-Line  
Boring  
Machines



Multi-Purpose  
Boring



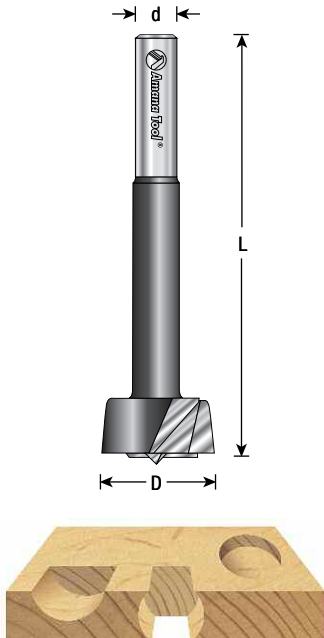

Countersinks/  
Counterbores



Set No. FO-600



Set No. FO-700



## FORSTNER PATTERN SETS

All sets are packed in beautiful, custom-made hardwood cases. Features a sliding, clear acrylic door with sizes imprinted on the front and a pre-drilled bit tray that rotates for easy access to your tools.

### 3/8" Shank High Carbon Tool Steel

Description	Order #
6-Piece Forstner bit set, 3/8" shank. Sizes: 3/8, 1/2, 5/8, 3/4, 7/8, 1.	<b>FO-600</b>
15-Piece Forstner bit set, 3/8" shank.	<b>FO-700</b>
Sizes: All 15 fractional sizes. (3/8 through 2-1/8 in 1/8 increments.)	

## MULTI-TOOTH FORSTNER BITS

Specially designed Forstner bits for cutting telephone and computer wire grommet access holes in office furniture. All tools feature precision ground and tempered tool steel, multi-tooth cutting edges for faster cutting and chip removal, and massive cutter body to dissipate heat and resist burning.

### 1/2" Shank High Carbon Tool Steel

ØD	Ød	L	Tool No.
2-1/8(54mm)	1/2	6	<b>FO-546</b>
2-1/4(57mm)	1/2	6	<b>FO-558</b>
2-3/8(60mm)	1/2	6	<b>FO-562</b>
3(76mm)	1/2	6	<b>FO-574</b>
3-1/8(80mm)	1/2	6	<b>FO-560</b>

## FORSTNER PATTERN BITS

Application: Drill pocket-holes, flat-bottom holes\*, etc., using any 3/8" or larger portable drill or stationary drill press. Forstner pattern bits are well known for their ability to drill clean and chip-free holes in wood. Amana Tool® uses only the finest quality tool steel, precision machined and ground on state-of-the-art equipment. Large gullets milled in the tool body provide exceptional chip clearance.

### 2 Wing High Carbon Tool Steel

ØD	Ød	L	Tool No.
1/4	5/16	3-1/2	<b>FO-080</b>
3/8	3/8	3-1/2	<b>FO-095</b>
5/16	3/8	3	<b>FO-079</b>
7/16	3/8	3-1/2	<b>FO-111</b>
1/2	3/8	3-1/2	<b>FO-127</b>
9/16	3/8	3-1/2	<b>FO-142</b>
5/8	3/8	3-1/2	<b>FO-160</b>
11/16	3/8	3-1/2	<b>FO-174</b>
3/4	3/8	3-1/2	<b>FO-190</b>
13/16	3/8	3-1/2	<b>FO-206</b>
7/8	3/8	3-1/2	<b>FO-222</b>
15/16	3/8	3-1/2	<b>FO-238</b>
1	3/8	3-1/2	<b>FO-254</b>
1-1/16	3/8	3-1/2	<b>FO-269</b>
1-1/8	3/8	3-1/2	<b>FO-285</b>
1-1/4	3/8	3-1/2	<b>FO-317</b>
1-3/8	3/8	3-1/2	<b>FO-349</b>
35mm	3/8	3-1/2	<b>FO-350</b>
1-1/2	3/8	3-1/2	<b>FO-381</b>
1-5/8	3/8	3-1/2	<b>FO-413</b>
1-3/4	3/8	3-1/2	<b>FO-445</b>
1-7/8	3/8	3-1/2	<b>FO-476</b>
2	3/8	3-1/2	<b>FO-508</b>
2-1/8	3/8	3-1/2	<b>FO-540</b>

\* Note: A small pilot hole used for centering will be present on flat bottom holes.



# INDUSTRIAL • CARBIDE TIPPED SAW BLADES



## Amana Tool® Saw Blades Feature:

- Extra-large European micrograin carbide tips for extended life
- Laser-cut and hardened, high-strength steel plates remain flat and true
- Laser-cut expansion slots to assure plate stability
- Copper plugs to reduce turbulent noise and vibration
- H7 concentric bore enables tight fit to eliminate both circular run out and vibration
- Large gullets for improved chip clearances
- Triple layer brazing with silver to ensure perfect brazing
- Different carbide grades for different materials
- Large selection for all materials and applications
- Carbide tips ground to perfection for the best possible performance



**Warning:** Before use, read saw blade safety guidelines on pages 266-268.



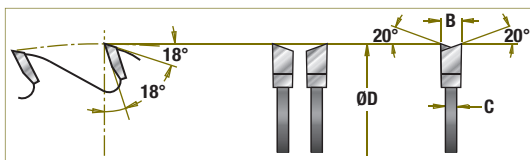
# THE BLADE THAT DOES IT ALL!



## PRESTIGE™

10" to 12"

18° Hook Alternate Top Bevel (ATB) Grind



The Amana Tool® Prestige™ general-purpose blade cuts smoother and stays sharper, longer – in both solid wood and man-made materials. It features a massive tool-steel plate (.102" thick!) with expansion slots and copper plugs that practically eliminate vibration. The 40 teeth are ground with a steep 20° bevel angle, alternating left and right, for crisp, clean cuts both across grain and with the grain. The 18° hook angle yields an effortless feed. The precision-ground D-10 carbide teeth are individually computer-verified to have minimal runout.

- Massive (.102" thick!) tool-steel plate with copper plugs that practically eliminates vibration.
- Precision-ground D-10 carbide teeth (20° ATB, hook) are individually computer verified for runout of less than 1/10,000" on all axis.



*"Over the years, I've tried virtually every major brand of saw blade. The Amana Prestige has all the performance features that I want in a blade, including crisp, smooth cuts both with and across the grain, low feed resistance and incredible edge retention. Without a doubt, the Amana Prestige is the finest combination saw blade I've ever used."*

– Lonnie Bird



Soft/Hardwood  
Ripping



Combination  
Rip/Crosscut



Soft/Hardwood  
Crosscut



Cabinet Plywood  
Rip/Crosscut

### Prestige™ Rated "EXCELLENT" for

- ✓ Ripping solid wood
- ✓ Crosscutting solid wood
- ✓ Ripping plywood
- ✓ Crosscutting plywood



ØD		Teeth	Grind	'B' Kerf Inch	'C' Plate Inch	Bore	Tool No.
Inch	mm						
10	250	40	ATB	.134	.102	5/8	PR1040
12	300	40	ATB	.134	.102	1	PR1240



**Amana Tool®**

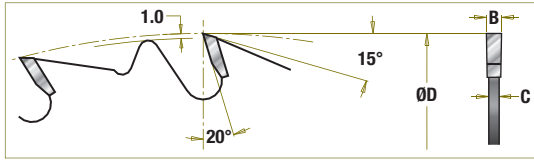
⚠ Warning: Before use, read saw blade safety guidelines on pages 266-268.

## 'EURO-RIP' RIPPING

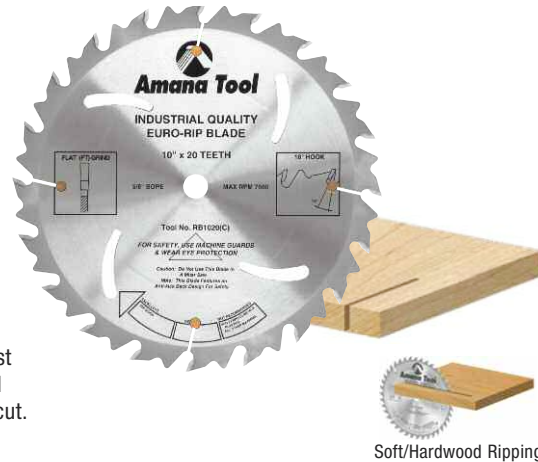
*With Cooling Slots And Anti-Kickback Feature*

10" to 16"

20° Hook • Flat Top (FT) Grind



Designed for ripping hardwood and softwood, this exceptional blade cuts fast and smooth. The flat-top grind and the high positive hook angle reduce feed effort. The anti-kickback limits the thickness of chip; taken to offer a safer cut. Cooling slots in the body prevent excessive heat build-up.



Soft/Hardwood Ripping

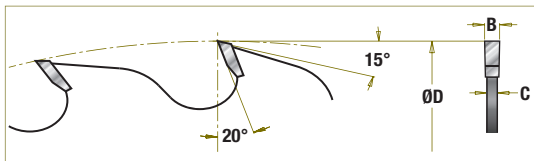
ØD		Teeth	Grind	'B' Kerf Inch	'C' Plate Inch	Bore	*P.H.	Tool No.
Inch	mm							
10	250	20	FT	.126	.087	5/8	—	RB1020
10	250	20	FT	.126	.087	30mm	2/7/42 & 2/10/60	RB1020-30
12	300	24	FT	.126	.087	1	—	RB1224
12	300	24	FT	.126	.087	30mm	2/7/42 & 2/10/60	RB1224-30
14	350	28	FT	.126	.087	1	—	RB1428
14	350	28	FT	.126	.087	30mm	2/7/42 & 2/10/60	RB1428-30
16	400	28	FT	.137	.098	1	—	RB1628

**Note:** All 30mm bore include the pin-hole arrangements.

## RIPPING STANDARD

10" to 20"

Flat Top (FT) Grind



This blade is the classic ripper for both hardwood and softwood. It features the flat-top grind for cutting with the grain efficiently; ample gullets for fast chip-clearance; expansion slots and turbulence-reducing copper plugs. Available in 18° and 20° hook configurations. The new blade with the 20° hook angle features a thicker plate and cuts a wider kerf. Use in single and gang-rip saws.



Soft/Hardwood Ripping

20° Hook

ØD		Teeth	Grind	'B' Kerf Inch	'C' Plate Inch	Bore	*P.H.	Tool No.
Inch	mm							
10	250	24	FT	.142	.095	5/8	—	610240
12	300	30	FT	.160	.110	1	—	612300
12	300	30	FT	.173	.110	30mm	2/7/42 & 2/10/60	612300-30
16	400	36	FT	.173	.118	30mm	2/7/42 & 2/10/60	616360-30
18	450	32	FT	.157	.110	1	—	618320
20	500	36	FT	.173	.110	1	—	620360

18° Hook

ØD		Teeth	Grind	'B' Kerf Inch	'C' Plate Inch	Bore	*P.H.	Tool No.
Inch	mm							
10	250	20	FT	.126	.087	5/8	—	610200
12	300	24	FT	.126	.087	1	—	612240
12	300	24	FT	.126	.087	30mm	2/7/42 & 2/10/60	612240-30
14	350	28	FT	.137	.098	1	—	614280
16	400	32	FT	.137	.098	1	—	616320
16	400	32	FT	.137	.098	30mm	2/7/42 & 2/10/60	616320-30

\* P.H. denotes pin-hole configuration, if applicable. Example: 2/10/60 = 2 @ 10mm dia. on 60mm circle.

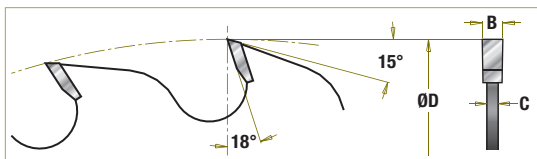
**Warning:** Before use, read saw blade safety guidelines on pages 266-268.



## RIPPING HEAVY-DUTY

10" to 16"

18° Hook • Flat Top (FT) Grind



Heavy-duty production ripping is this blade's forte. It has all the features needed for use with power feeders and gang-ripping operations: a low tooth count, flat-top grind, deep gullets for efficient chip clearance and a thick plate for reduced vibration.



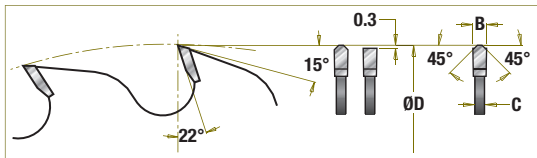
Soft/Hardwood Ripping

ØD		Teeth	Grind	'B' Kerf Inch	'C' Plate Inch	Bore	*P.H.	Tool No.
Inch	mm							
10	250	20	FT	.150	.095	5/8	—	710200
12	300	24	FT	.173	.110	1	—	712240
14	350	28	FT	.173	.110	1	—	714280
14	350	28	FT	.173	.110	30mm	2/7/42 & 2/10/60	714280-30
16	400	32	FT	.173	.118	1	—	716320
16	400	32	FT	.173	.118	30mm	2/7/42 & 2/10/60	716320-30

## GLUE LINE RIPPING

10" to 14"

22° Hook • Triple chip (TC) Grind




Rip then glue up. With this exceptional blade, there's no need for sanding or jointing after the cut. The precision triple-chip grind & extra-high hook angle allow aggressive feed rates, yet produces an extra-smooth cut finish. The thick plate minimizes vibration. Use on table saws, sliding table saw, single and gang-rip operations.



Soft/Hardwood Ripping

ØD		Teeth	Grind	'B' Kerf Inch	'C' Plate Inch	Bore	Machine	Tool No.
Inch	mm							
10	250	30	TCG	.145	.095	5/8	—	610301
12	300	40	TCG	.160	.110	1	—	612401
12	300	40	TCG	.160	.110	70mm	SCM	612401-70 △
14	350	40	TCG	.169	.118	1	—	614401
14	350	40	TCG	.169	.118	3-1/8	Mereen-Johnson	614401-3-1/8
14	350	40	TCG	.169	.118	70mm	SCM	614401-70 △

△ 2 Keyways (20mm Centers x 5mm Dia.)

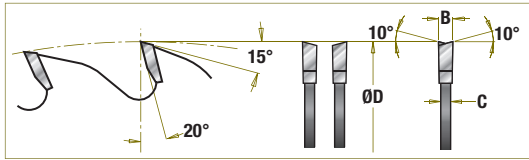




## MULTI-USE RIPPING/GENERAL PURPOSE

10" to 20"

20° Hook • Alternate Top Bevel (ATB) Grind



This is an excellent and popular general purpose configuration blade. Its low tooth count, high hook angle, and ample gullets make it an aggressive, fast-cutting ripping blade. But its ATB grind allows it to crosscut well. A good choice for all-around use.



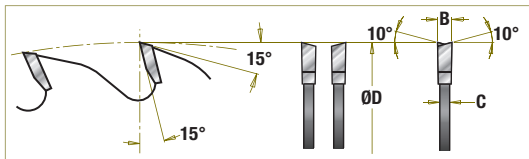
Soft/Hardwood Ripping Soft/Hardwood Crosscut

ØD								
Inch	mm	Teeth	Grind	'B' Kerf Inch	'C' Plate Inch	Bore	*P.H.	Tool No.
10	250	30	ATB	.126	.087	5/8	—	610300
10	250	30	ATB	.126	.087	30mm	2/7/42 & 2/10/60	610300-30
12	300	36	ATB	.126	.087	1	—	612360
12	300	36	ATB	.126	.087	30mm	2/7/42 & 2/10/60	612360-30
14	350	42	ATB	.137	.098	1	—	614420
14	350	42	ATB	.137	.098	30mm	2/7/42 & 2/10/60	614420-30
16	400	48	ATB	.137	.098	1	—	616480
16	400	48	ATB	.137	.098	30mm	2/7/42 & 2/10/60	616480-30
18	450	54	ATB	.150	.110	1	—	618540
20	500	60	ATB	.173	.110	1	—	620600

## GENERAL PURPOSE CUT-OFF

200mm to 16"

15° Hook • Alternate Top Bevel (ATB) Grind



While similar in most aspects to the blade above, this one has a slightly lower hook angle. That lower angle improves the surface quality of the cut but increases the feed pressure required. This blade is a good choice for general purpose ripping and crosscutting of hardwoods and softwoods in a range of thicknesses, with occasional cutting of plywood and other man-made materials mixed in.



Soft/Hardwood Ripping Soft/Hardwood Crosscut

ØD								
Inch	mm	Teeth	Grind	'B' Kerf Inch	'C' Plate Inch	Bore	*P.H.	Tool No.
8	200	34	ATB	.118	.079	5/8	—	683400
—	220	34	ATB	.118	.079	30mm	2/7/42	220T340 †
9	230	24	ATB	.118	.079	5/8	—	692400
9	230	40	ATB	.118	.079	5/8	—	694000
12	300	48	ATB	.126	.087	1	—	612480
12	300	48	ATB	.126	.087	30mm	2/7/42 & 2/10/60	612480-30
14	350	54	ATB	.137	.098	1	—	614540
14	350	54	ATB	.137	.098	30mm	2/7/42 & 2/10/60	614540-30
16	400	60	ATB	.137	.098	1	—	616600
16	400	60	ATB	.137	.098	30mm	2/7/42 & 2/10/60	616600-30

† For Holz-Her® 220mm panel saws.

See the Amana Tool® PRESTIGE™ general purpose blade on page 228.

\* P.H. denotes pin-hole configuration, if applicable. Example: 2/10/60 = 2 @ 10mm dia. on 60mm circle.

⚠ **Warning:** Before use, read saw blade safety guidelines on pages 266-268.

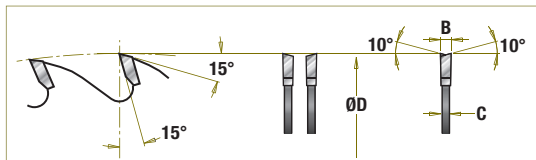




## THIN KERF GENERAL PURPOSE

8" to 15"

15° Hook • Alternate Top Bevel (ATB) Grind



**THIN  
KERF**

A thin-kerf blade has a slightly thinner plate and cutting tips. The benefits include reduced stress on the saw and its motor and reduced stock loss. Thin-kerf blades typically are used on saws powered by universal motors, including jobsite table saws and the various types of miter saws. The Amana Tool® thin-kerf general purpose blade is not recommended for cutting stock thicker than 3/4" unless stabilizer(s) are used.



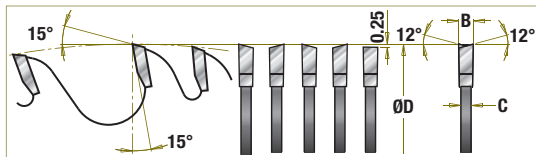
Soft/Hardwood Crosscut Combination Rip/Crosscut

ØD		Teeth	Grind	'B' Kerf Inch	'C' Plate Inch	Bore	Tool No.
Inch	mm						
8	200	34	ATB	.090	.062	5/8	TB83400
10	250	40	ATB	.090	.062	5/8	TB10400
12	300	48	ATB	.090	.062	1	TB12480
14	350	54	ATB	.090	.062	1	TB14540
15	375	48	ATB	.104	.079	1	615480

## COMBINATION RIPPING & CROSSCUT

8" to 16"

15° Hook • Combination Grind 4 ATB & 1 Raker



Where one blade must do almost everything – ripping and crosscutting hardwood and softwood, cutting plywood – this blade is a good choice. It is in the traditional combination-blade configuration, with a flat-top tooth and 4 alternate top bevel teeth in groupings of five. The large gullets at the raker tooth allow deep cuts with improved chip ejection.



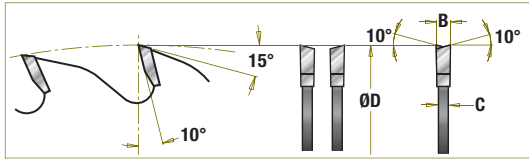
Combination Rip/Crosscut

ØD		Teeth	Grind	'B' Kerf Inch	'C' Plate Inch	Bore	Tool No.
Inch	mm						
8	200	40	4 & 1	.126	.087	5/8	684004
9	230	40	4 & 1	.126	.087	5/8	694004
10	250	50	4 & 1	.135	.095	5/8	610504
12	300	60	4 & 1	.150	.110	1	612604
14	350	70	4 & 1	.150	.110	1	614704
16	400	80	4 & 1	.158	.118	1	616804

## CUT-OFF & CROSSCUT

8" to 20"

10° Hook • Alternate Top Bevel (ATB) Grind



As our standard cut-off and crosscut blade, this is ideal for table saws and sliding table saws. Its combination of 10° hook and the alternate top bevel tooth grind provide good-quality cuts and a long cutting life. Suitable for hardwood, softwood, even plywood and chipboard. Good choice for heavy production in any cabinet-making shop.



Soft/Hardwood Crosscut

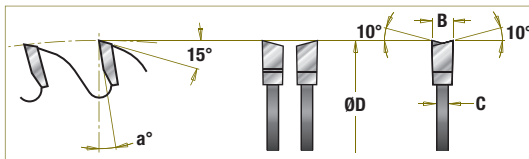
ØD		Teeth	Grind	'B' Kerf		'C' Plate		Bore	*P.H.	Tool No.
Inch	mm			Inch	Inch	Inch	Inch			
8	200	48	ATB	.118	.079	.079	.079	5/8	—	684800
9	230	60	ATB	.118	.079	.079	.079	5/8	—	696000
10	250	60	ATB	.126	.087	.087	.087	5/8	—	610600
10	250	60	ATB	.126	.087	.087	.087	30mm	2/7/42 & 2/10/60	610600-30
12	300	60	ATB	.126	.087	.087	.087	1	—	612600
12	300	60	ATB	.126	.087	.087	.087	30mm	2/7/42 & 2/10/60	612600-30
12	300	72	ATB	.126	.087	.087	.087	1	—	612720
12	300	72	ATB	.126	.087	.087	.087	30mm	2/7/42 & 2/10/60	612720-30 †
14	350	72	ATB	.137	.098	.098	.098	1	—	614720
14	350	72	ATB	.137	.098	.098	.098	30mm	2/7/42 & 2/10/60	614720-30
14	350	84	ATB	.137	.098	.098	.098	1	—	614840
16	400	96	ATB	.137	.098	.098	.098	1	—	616960
18	450	108	ATB	.158	.110	.110	.110	1	—	618108
18	450	108	ATB	.158	.110	.110	.110	30mm	2/7/42 & 2/10/60	618108-30
20	500	120	ATB	.173	.110	.110	.110	1	—	620120

† For Altendorf®, Omega, SCMI® and Striebig® sliding table saws.

## CUT-OFF & CROSSCUT HEAVY-DUTY

12" to 16"

10° to 18° Hook • Alternate Top Bevel (ATB) Grind



This is a heavy-duty production blade for general trimming and crosscutting of hardwood and softwood. It has an extra-thick plate and cuts a wide kerf. The hook angle is aggressive, varying from 10° to 18°, depending upon the tooth count and blade diameter. All blades feature the alternate top bevel grind for clean cuts. Appropriate for use on table saws and radial arm saws.



Soft/Hardwood Crosscut

ØD		Teeth	Grind	a°	'B' Kerf		'C' Plate		Bore	Tool No.
Inch	mm				Inch	Inch	Inch	Inch		
12	300	48	ATB	10°	.173	.098	.098	.098	1	712480
12	300	96	ATB	10°	.173	.110	.110	.110	1	712960
14	350	54	ATB	15°	.173	.110	.110	.110	1	714540
16	400	60	ATB	18°	.173	.110	.110	.110	1	716600
16	400	80	ATB	10°	.173	.110	.110	.110	1	716800
16	400	96	ATB	10°	.173	.110	.110	.110	1	716960

\* P.H. denotes pin-hole configuration, if applicable. Example: 2/10/60 = 2 @ 10mm dia. on 60mm circle.

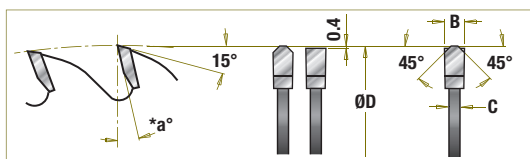
⚠ **Warning:** Before use, read saw blade safety guidelines on pages 266-268.



## CUT-OFF & CROSSCUT HEAVY-DUTY

12" to 16"

10° to 18° Hook • Triple Chip (TC) Grind



Heavy-duty production blade featuring increased thickness of plate and kerf and more aggressive hook angle. Good for cutting plastic laminated materials, composition board and plywood.

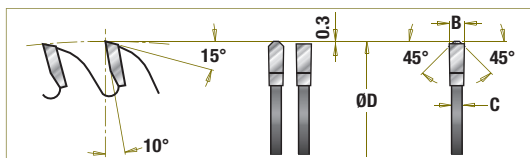


ØD		Teeth	Grind	a°	'B' Kerf Inch	'C' Plate Inch	Bore	Tool No.
Inch	mm							
12	300	60	TCG	15°	.173	.095	1	712601
12	300	96	TCG	10°	.173	.098	1	712961
14	350	54	TCG	15°	.173	.110	1	714541
14	350	72	TCG	15°	.173	.110	1	714721
14	350	84	TCG	10°	.173	.110	1	714841
16	400	60	TCG	10°	.173	.118	1	716601
16	400	80	TCG	10°	.173	.118	1	716801
16	400	96	TCG	18°	.173	.118	1	716961

## FINE CUT-OFF & CROSSCUT

8" to 18"

10° Hook • Triple Chip (TC) Grind



This blade is ideal for cutting materials with fragile surface layers, like veneers and laminates. High tooth counts yield smooth finishes. The 10° hook angle provides effortless feeding. The triple-chip tooth opens a narrow kerf, and the raker widens it.



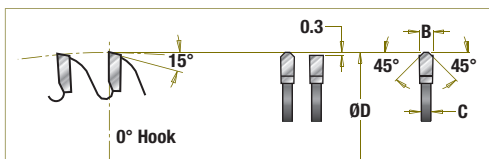
ØD		Teeth	Grind	'B' Kerf Inch	'C' Plate Inch	Bore	*P.H.	Tool No.
Inch	mm							
8	200	64	TCG	.118	.079	5/8	—	686401
8	200	64	TCG	.118	.079	30mm	—	686401-30
—	220	64	TCG	.118	.079	30mm	2/7/42	220T641 †
10	250	80	TCG	.126	.087	5/8	—	610801
10	250	80	TCG	.126	.087	30mm	2/7/42 & 2/10/60	610801-30
12	300	96	TCG	.126	.087	1	—	612961
12	300	96	TCG	.126	.087	30mm	2/7/42 & 2/10/60	612961-30
14	350	108	TCG	.137	.098	1	—	614109
14	350	108	TCG	.137	.098	30mm	2/7/42 & 2/10/60	614109-30
16	400	120	TCG	.137	.098	1	—	616129
18	450	132	TCG	.157	.110	1	—	618133

† For Holz-Her® 220mm Panel Saws.

## DITEC™ EXTENDED TRIMMING FOR MDF NEW

12" to 14"

0° Hook • Triple Chip (TC) Grind



MDF/Fiberboard


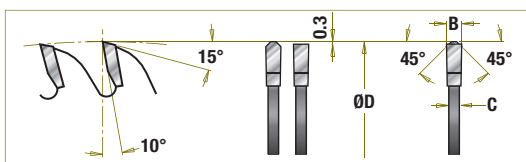
If you cut MDF on a regular basis, this is the blade you should use. It has the same features as our Fine Crosscut blades (see page 234) – such as a thicker than standard plate, high tooth count, and the TCG grind, but this blade has the long-lasting DITEC™ carbide tips. In addition, this blade cuts hard and abrasive composite materials such as: **carbon fiber**, **Trespa®**, etc.

ØD		Teeth	Grind	'B' Kerf Inch	'C' Plate Inch	Bore	Tool No.
Inch	mm						
12	300	96	TCG	.126	.094	1	DT12962
14	350	84	TCG	.130	.098	1	DT14842

## GENERAL PURPOSE CUT-OFF

8" to 20"

10° Hook • Triple Chip (TC) Grind



Plastic Laminate  
Single & Double Sided

MDF/Fiberboard

While this blade handles general trimming and crosscutting of hardwood and softwood, plywood and composition materials, it excels at cutting single or double-sided plastic-laminated material. It leaves a smooth, clean, chip-free finish on the top and bottom edges. The blades in this series feature a high tooth count, the triple-chip grind and a 10° hook angle for a successful compromise between feed effort and cut finish.

ØD		Teeth	Grind	'B' Kerf Inch	'C' Plate Inch	Bore	*P.H.	Tool No.
Inch	mm							
8	200	48	TCG	.118	.079	5/8	—	684801
9	230	40	TCG	.118	.079	5/8	—	694001 •
10	250	40	TCG	.126	.087	5/8	—	610401
10	250	60	TCG	.126	.087	5/8	—	610601
10	250	60	TCG	.126	.087	30mm	2/7/42 & 2/10/60	610601-30
12	300	60	TCG	.126	.087	1	—	612601
12	300	60	TCG	.126	.087	30mm	2/7/42 & 2/10/60	612601-30
12	300	72	TCG	.126	.087	1	—	612721
12	300	72	TCG	.126	.087	30mm	2/7/42 & 2/10/60	612721-30 †
14	350	54	TCG	.137	.106	1	—	614541
14	350	72	TCG	.137	.098	1	—	614721
14	350	72	TCG	.137	.098	30mm	2/7/42 & 2/10/60	614721-30
14	350	84	TCG	.137	.098	1	—	614841
16	400	96	TCG	.137	.098	1	—	616961
18	450	108	TCG	.158	.110	1	—	618109
18	450	108	TCG	.158	.110	30mm	2/7/42 & 2/10/60	618109-30
20	500	120	TCG	.173	.110	1	—	620121

• 15° Hook Angle (Tool # 694001 Only)

† For Altendorf®, Omega, SCMI® and Striebig® sliding table saws.

\* P.H. denotes pin-hole configuration, if applicable. Example: 2/10/60 = 2 @ 10mm dia. on 60mm circle.

⚠ **Warning:** Before use, read saw blade safety guidelines on pages 266-268.

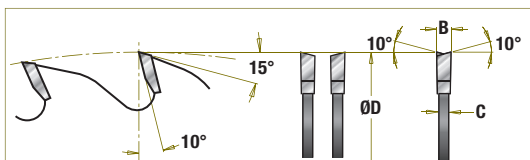




## TRIM

7" to 18"

10° Hook • Alternate Top Bevel (ATB) Grind



Our trim blade, suitable for use on table saws, sliding table saws, radial arms, and miter saws of all types, leaves a super-smooth finish when cutting hard or softwood. It is especially suited to trimming and sizing veneers and laminates, in single sheets or in stacks. The alternate top bevel grind and high tooth counts produce excellent, chip-free cuts. The 10° hook angle provides effortless feeding.



Soft/Hardwood Crosscut Cabinet Plywood Rip/Crosscut

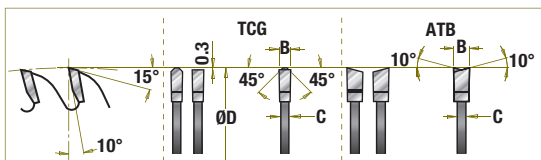
ØD				'B' Kerf	'C' Plate			
Inch	mm	Teeth	Grind	Inch	Inch	Bore	*P.H.	Tool No.
7	180	58	ATB	.118	.079	5/8	—	675600
8	200	64	ATB	.118	.079	5/8	—	686400
—	220	64	ATB	.118	.079	30mm	2/7/42	220T640 +
10	250	80	ATB	.126	.087	5/8	—	610800
10	250	80	ATB	.126	.087	30mm	2/7/42 & 2/10/60	610800-30
12	300	96	ATB	.126	.087	1	—	612960
12	300	96	ATB	.126	.087	30mm	2/7/42 & 2/10/60	612960-30
14	350	108	ATB	.137	.098	1	—	614108
14	350	108	ATB	.137	.098	30mm	2/7/42 & 2/10/60	614108-30
16	400	120	ATB	.137	.098	1	—	616128
18	450	132	ATB	.157	.110	1	—	618132

+ For Holz-Her® 220mm Panel Saws.

## THIN KERF TRIM

8" to 14"

10° Hook • Alternate Top Bevel (ATB) or Triple Chip (TC) Grind



**THIN  
KERF**

Thin-kerf blades require less power because they have thinner plates and narrower tips. This trim blade is ideal for jobsite table saws and the various miter saws for that reason. Available in either alternate top bevel grind for cutting hardwood, softwood and plywood, or triple-chip grind for chipboard and laminate-covered material. The TC grind is also suitable for cutting thin Plexiglas® masonite, and plastics. Use of stabilizers is recommended when cutting stock over 3/4" thick.



Combination  
Rip/Crosscut



Cabinet Plywood  
Rip/Crosscut



Plastic Laminate  
Single & Double Sided



MDF/Fiberboard

ØD				'B' Kerf	'C' Plate			
Inch	mm	Teeth	Grind	Inch	Inch	Bore		Tool No.
8	200	64	ATB	.090	.062	5/8		TB86400
10	250	80	ATB	.090	.062	5/8		TB10800
10	250	100	ATB	.090	.062	5/8		TB10100
12	300	96	ATB	.090	.062	1		TB12960
14	350	108	ATB	.090	.062	1		TB14108
8	200	64	TCG	.090	.062	5/8		TB86401
10	250	80	TCG	.090	.062	5/8		TB10801
10	250	100	TCG	.090	.062	5/8		TB10101
12	300	96	TCG	.090	.062	1		TB12961
14	350	108	TCG	.090	.062	1		TB14109

\* P.H. denotes pin-hole configuration, if applicable. Example: 2/10/60 = 2 @ 10mm dia. on 60mm circle.

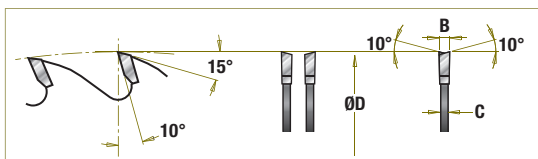
⚠ Warning: Before use, read saw blade safety guidelines on pages 266-268.



## THIN KERF MITER

10" to 15"

10° Hook • Alternate Top Bevel (ATB) Grind



**THIN  
KERF**

Thin kerf blades are designed for miter smooth cuts; less drag on bearings and brake and reduces stock loss on expensive woods and veneer plywoods. Not recommended to cut stock over 3/4" without the use of a stabilizer.



Soft/Hardwood  
Crosscut

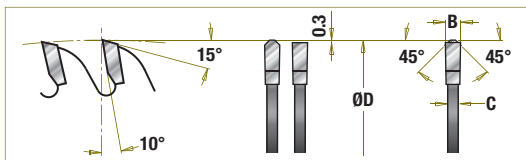
Cabinet Plywood  
Rip/Crosscut

ØD		Teeth	Grind	'B' Kerf Inch	'C' Plate Inch	Bore	Tool No.
Inch	mm						
10	250	80	ATB	.090	.062	5/8	610800-TS
12	300	96	ATB	.090	.062	1	612960-TS
14	350	108	ATB	.090	.062	1	614108-TS
15	375	100	ATB	.104	.079	1	615100-TS

## THIN KERF MITER

10"

10° Hook • Triple Chip (TC) Grind



**THIN  
KERF**

Thin kerf blades are designed for miter smooth cuts; less drag on bearings and brake and reduces stock loss on expensive woods and veneer plywoods. Not recommended to cut stock over 3/4" without the use of a stabilizer. TCG grind can also be used for cutting thin Plexiglas®, masonite and plastics.



Plastic Laminate  
Single & Double Sided

ØD		Teeth	Grind	'B' Kerf Inch	'C' Plate Inch	Bore	Tool No.
Inch	mm						
10	250	80	TCG	.090	.062	5/8	610801-TS

**Warning:** Before use, read saw blade safety guidelines on pages 266-268.

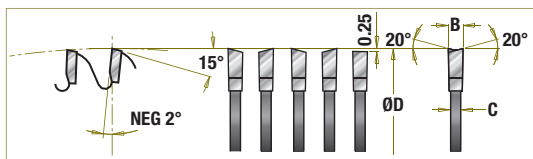


Industrial Quality • Carbide Tipped  
**Saw Blades**

## MITER/DOUBLE MITER

10" to 15"

2° Negative Hook • 4 ATB & 1 Raker



Designed especially for use on the various styles of miter saws, as well as radial arm saws, this blade cuts crisp, chip-free miters in hardwood and softwood, in moldings and picture-frame stock. All these blades feature the alternate top bevel plus raker grind (4 ATB plus 1 raker), 2° negative hook angle, and a high tooth count to produce exactly what you want for tight miters – extremely smooth cuts.



Soft/Hardwood  
Crosscut

Cabinet Plywood  
Rip/Crosscut

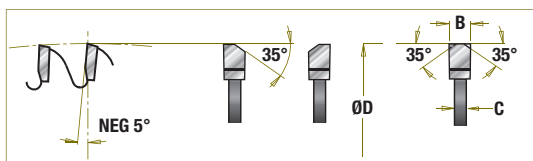
*ØD Inch	Teeth	Grind	'B' Kerf Inch	'C' Plate Inch	Bore	Machine Type	Tool No.
10	60	4&1	.115	.087	5/8	All Types	MS10600
12	100	4&1	.134	.110	5/8	Pistorius, CTD	MS12100-5/8
12	80	4&1	.122	.110	5/8	Pistorius, CTD	MS12800-5/8
12	80	4&1	.122	.110	1	Dewalt, Hitachi	MS12800
14	100	4&1	.150	.118	5/8	Pistorius, CTD	MS14100-5/8
14	100	4&1	.150	.118	1	Makita	MS14100
15	100	4&1	.118	.098	1	Hitachi	MS15100

\* True "Imperial" Sizes.

## MITER/DOUBLE MITER

10" to 12"

5° Negative Hook • California Triple Chip (C-TC) Grind



The California triple chip grind is the choice in the door and window manufacturing industry, and in framing shops everywhere. Its cuts are crisp and clean in wood, and burr-free in aluminum and other non-ferrous metals. This blade has a very high tooth count, a 5° negative hook, and a stout plate for smooth cuts and long tool life. It works in miter saws, compound miter saws, and sliding compound saws.



Soft/Hardwood Crosscut

Non-Ferrous Alloys

*ØD Inch	Teeth	Grind	'B' Kerf Inch	'C' Plate Inch	Bore	Machine Type	Tool No.
10	96	C-TCG	.125	.100	5/8	Pistorius, CTD	CTC10963
12	90	C-TCG	.135	.110	5/8	Pistorius, CTD	CTC12903-5/8
12	108	C-TCG	.135	.110	1	Pistorius, CTD	CTC12108

\* True "Imperial" Sizes.

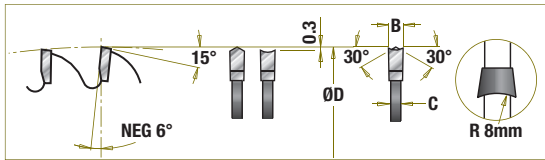
**WARNING:** NEVER attempt to cut ferrous metals (steel, iron, etc.) with these saw blades. When cutting non-ferrous metals, a coolant or blade wax should be used and proper clamping devices employed.

**Warning:** Before use, read saw blade safety guidelines on pages 266-268.



**220mm to 14"**

## 6° Negative Hook • Hollow Grind (HG)



This specially designed saw blade makes exceptionally smooth cuts in melamine and other coated boards, without the need for scoring. The unique hollow grind, which pairs a triple-chip tooth with a raker tooth that's ground to a concave profile, produces crisp, clean cuts. The grind is commonly used in vertical panel saws, such as those made by Striebig® and Holz-Her.® The negative hook angle is particularly suitable for vertical panel saws.

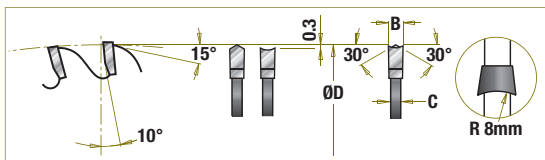


ØD		Teeth	Grind	'B' Kerf	'C' Plate	Bore	*P.H.	Machines	Tool No.
Inch	mm			Inch	Inch				
—	220	42	HG	.126	.087	30mm	2/7/42	Holz-Her®	HG220T420 †
10	253	48	HG	.126	.087	5/8	—	—	HG10480
10	253	48	HG	.126	.087	30mm	2/7/42 & 2/10/60	Holz-Her®	HG10480-30
12	303	60	HG	.126	.087	1	—	—	HG12600
12	305	60	HG	.126	.087	5/8	—	Pistorius	HG12600-5/8
12	303	60	HG	.126	.087	30mm	2/7/42 & 2/10/60	Holz-Her®	HG12600-30
14	350	72	HG	.126	.087	30mm	2/7/42 & 2/10/60	—	HG14720-30

† For Holz-Her® 220mm panel saws.

**220mm to 12"**

### 10° Positive Hook • Hollow Grind (HG)



This specially designed saw blade makes exceptionally smooth cuts in melamine and other coated boards, without the need for scoring. The unique hollow grind, which pairs a triple-chip tooth with a raker tooth that's ground to a concave profile, produces crisp, clean cuts. The positive hook angle is particularly suitable for use on horizontal sliding table saws such as those made by Striebig, Altendorf® SCM and Holz-Her®.



ØD		Teeth	Grind	'B' Kerf	'C' Plate	Bore	*P.H.	Tool No.
Inch	mm			Inch	Inch			
—	220	42	HG	.126	.087	30mm	2/7/42	HG220T403 †
10	253	48	HG	.126	.087	30mm	2/7/42 & 2/10/60	HG10483-30
12	303	60	HG	.126	.087	30mm	2/7/42 & 2/10/60	HG12603-30

† For Holz-Her® 220mm panel saws.

\* P.H. denotes pin-hole configuration, if applicable. Example: **2/10/60** = **2 @ 10mm dia. on 60mm circle.**

**Warning:** Before use, read saw blade safety guidelines on pages 266-268.





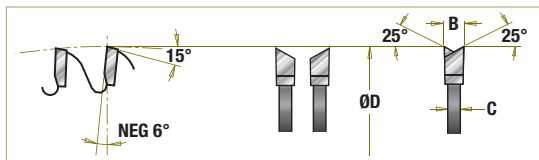


# SMOOTH, CHIP-FREE CUTS IN MELAMINE

## DOUBLE-FACE MELAMINE & LAMINATE

8" to 16"

6° Negative Hook • 25° 'High-ATB' Grind



Designed specifically to cut melamine, this blade does just that without chipping on the top or bottom edges. (Your table saw must be properly tuned, of course.) The special "High-ATB" grind (with 25° bevels) slices cleanly through fragile surface coatings like melamine and laminate. Coupled with a thick, heavy-duty plate for added stability, this blade produces extremely smooth cuts. It is easily resharpened.



Melamine  
Single & Double Sided

ØD		Teeth	Grind	'B' Kerf Inch	'C' Plate Inch	Bore	*P.H.	Tool No.
Inch	mm							
8	200	64	H-ATB	.110	.087	5/8	—	MB86400
—	220	42	H-ATB	.110	.087	30mm	2/7/42	MB220T420 †
10	250	80	H-ATB	.126	.102	5/8	—	MB10800
10	250	80	H-ATB	.126	.102	30mm	2/7/42 & 2/10/60	MB10800-30
12	300	96	H-ATB	.126	.102	1	—	MB12960
12	300	96	H-ATB	.126	.102	30mm	2/7/42 & 2/10/60	MB12960-30
14	350	108	H-ATB	.126	.102	1	—	MB14108
14	350	108	H-ATB	.126	.102	30mm	2/7/42 & 2/10/60	MB14108-30
16	400	120	H-ATB	.150	.126	1	—	MB16120

**Note:** The 8" blade can be used on vertical type panel saws, such as 'Safety Speed Cut', etc.

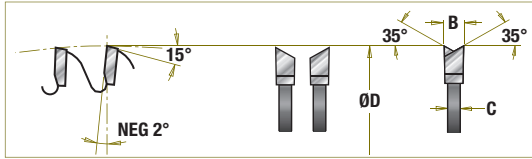
† For 220mm Holz-Her® Panel Saws.

\* P.H. denotes pin-hole configuration, if applicable. Example: 2/10/60 = 2 @ 10mm dia. on 60mm circle.  
⚠ **Warning:** Before use, read saw blade safety guidelines on pages 266-268.

## DOUBLE-FACE MELAMINE, KORTON & VENEERS

10" to 12"

2° Negative Hook • 35° 'High-ATB' Grind



Alterations to the geometry and plate thickness provide improved results in certain melamine boards. The bevel angle of the ATB grind is far more acute (35°), and the plate is thinner than our standard melamine blades as seen on the previous page.



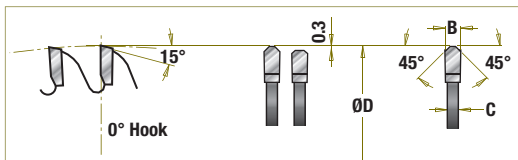
Melamine  
Single & Double Sided

ØD		Teeth	Grind	'B' Kerf Inch	'C' Plate Inch	Bore	*P.H.	Tool No.
Inch	mm							
10	250	80	H-ATB	.118	.087	5/8	—	MSB1080
10	250	80	H-ATB	.118	.087	30mm	2/7/42 & 2/10/60	MSB1080-30
12	300	96	H-ATB	.118	.087	1	—	MSB1296
12	300	96	H-ATB	.118	.087	30mm	2/7/42 & 2/10/60	MSB1296-30

## SOLID SURFACE

10" to 16"

0° Hook • Modified Triple Chip (MTC) Grind



This blade is designed for cutting plastic laminate, Plexiglas®, and solid surface materials such as Dupont Corian®, Wilsonart®, Gibraltar® & Fountainhead®. The triple chip grind is especially configured to leave a swirl-free cut in solid surface materials. Thick, stable plate reduces vibration that degrades the cut and shortens tool life. The blade is suitable for a variety of saw configurations. The 0° hook angle virtually eliminates self-feeding when used with a radial arm saw.



Solid Surface

Plastic Laminate  
Single & Double Sided

ØD		Teeth	Grind	'B' Kerf Inch	'C' Plate Inch	Bore	*P.H.	Tool No.
Inch	mm							
10	250	72	MTC	.126	.095	5/8	—	610721
10	250	72	MTC	.126	.095	30mm	2/7/42 & 2/10/60	610721-30
12	300	84	MTC	.126	.095	1	—	612841
12	300	84	MTC	.126	.095	30mm	2/7/42 & 2/10/60	612841-30
14	350	96	MTC	.126	.102	1	—	614961
16	400	108	MTC	.126	.102	1	—	616109

\* P.H. denotes pin-hole configuration, if applicable. Example: 2/10/60 = 2 @ 10mm dia. on 60mm circle.

**Warning:** Before use, read saw blade safety guidelines on pages 266-268.

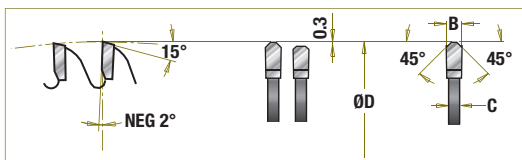


# NON-MELT PLASTIC CUTTING BLADES

## NON-MELT

8" to 16"

2° Negative Hook • Modified Triple Chip (MTC) Grind



When cutting acrylics and plastics, “chip-welding” – a melting of the material – is a concern. But not with these Non-Melt blades. With a modified triple-chip grind and a 2° negative hook angle, they produce less heat than a standard blade, leaving a crisp and smooth edge in acrylic sheets, corrugated polypropylene, HDPE, Lexan®, Plexiglas®, polycarbonates and other plastics.



Acrylic & Non-Melt Plastic

ØD		Teeth	Grind	'B' Kerf Inch	'C' Plate Inch	Bore	*P.H.	Tool No.
Inch	mm							
8	200	64	MTC	.098	.070	5/8	—	LB86401
—	220	64	MTC	.126	.079	30mm	2/7/42	LB220T641 †
10	250	80	MTC	.100	.070	5/8	—	LB10801
10	250	80	MTC	.100	.070	30mm	2/7/42 & 2/10/60	LB10801-30
12	300	96	MTC	.125	.102	1	—	LB12961
12	300	96	MTC	.125	.102	30mm	2/7/42 & 2/10/60	LB12961-30
14	350	108	MTC	.145	.118	1	—	LB14108
16	400	120	MTC	.145	.118	1	—	LB16121

† For Holz-Her® 220mm panel saws.

Non-Melt / Plastic Blades



Non-Ferrous Blades  
see page 243

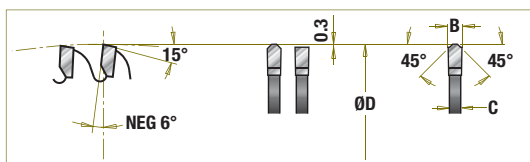




## NON-FERROUS METAL

8" to 18"

6° Negative Hook • Triple Chip (TC) Grind



**THICK ALUMINUM**  
More than 1/4"



Non-Ferrous Alloys



Phenolic & Hard Plastic

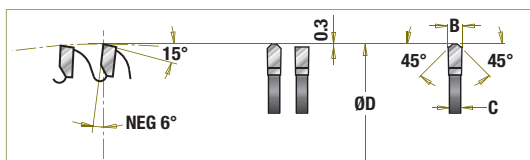
Thanks to its special carbide formulation and blade geometry, this is the ideal blade for cutting relatively **thick-walled aluminum** and non-ferrous metal bars such as copper, brass, bronze and lead. It also is good for cutting extrusions and profiles. The negative hook angle (-6°), triple-chip grind and thick plate combine to produce a superior finish. The blade can also be used to cut other "difficult" materials such as plastic, PVC tubing and fiberglass. Use a coolant or blade wax and clamp down the workpiece when cutting non-ferrous metals.

ØD		Teeth	Grind	'B' Kerf Inch	'C' Plate Inch	Bore	*P.H.	Tool No.
Inch	mm							
8	200	48	TCG	.110	.087	5/8	—	584801
10	250	60	TCG	.126	.102	5/8	—	510601
10	250	60	TCG	.126	.102	30mm	2/7/42 & 2/10/60	510601-30
12	300	72	TCG	.126	.102	1	—	512721
12	300	72	TCG	.126	.102	30mm	2/7/42 & 2/10/60	512721-30
14	350	84	TCG	.126	.102	1	—	514841
16	400	96	TCG	.150	.126	1	—	516961
18	450	108	TCG	.157	.134	1	—	518108

## NON-FERROUS METAL

7" to 20"

6° Negative Hook • Triple Chip (TC) Grind



**THIN ALUMINUM**  
Less than 1/4"



Non-Ferrous Alloys



Phenolic & Hard Plastic

A product of the same design & engineering as the above blade, this one is designed specifically for cutting relatively **thin-walled aluminum** and non-ferrous extrusions and frames. Use a coolant or blade wax and clamp down the workpiece when cutting non-ferrous metals.

ØD		Teeth	Grind	'B' Kerf Inch	'C' Plate Inch	Bore	*P.H.	Tool No.
Inch	mm							
7	180	58	TCG	.110	.087	5/8	—	575601
8	200	64	TCG	.110	.087	5/8	—	586401
9	230	60	TCG	.110	.087	5/8	—	596001
10	250	80	TCG	.126	.102	5/8	—	510801
10	250	100	TCG	.126	.102	5/8	—	510101
10	250	80	TCG	.126	.102	30mm	2/7/42 & 2/10/60	510801-30
12	300	96	TCG	.126	.102	1	—	512961
12	300	96	TCG	.126	.102	30mm	2/7/42 & 2/10/60	512961-30
14	350	100	TCG	.146	.118	5/8	Pistorious	514101-5/8HD
14	350	100	TCG	.122	.098	25mm	Makita	514101-25 †
14	350	108	TCG	.126	.102	1	—	514108
14	350	108	TCG	.126	.102	30mm	2/7/42 & 2/10/60	514108-30
15	375	100	TCG	.120	.098	1	Hitachi	515101 •
16	400	120	TCG	.150	.126	1	—	516121
18	450	120	TCG	.150	.126	1	—	518121
20	500	120	TCG	.174	.134	1	—	520121
20	500	120	TCG	.174	.152	30mm	2/7/42 & 2/10/60	520121-30

• For Hitachi Miter box (Thin Kerf). † For Makita Miter box.

**WARNING:** Never attempt to cut ferrous metals (steel, iron, etc.) with the saw blades on this page.

\* P.H. denotes pin-hole configuration, if applicable. Example: 2/10/60 = 2 @ 10mm dia. on 60mm circle.

⚠ **Warning:** Before use, read saw blade safety guidelines on pages 266-268.

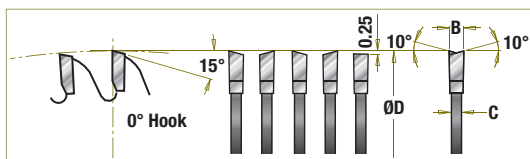




## RADIAL ARM

10" to 16"

0° Hook • 4 ATB & 1 Raker or ATB



Designed especially for radial arm saws, sliding compound miter saws and others with the blade above the workpiece, these blades minimize the tendency to self-feed. They feature a low tooth count and an ATB plus raker grind (typically used on combination blades). Excellent choice for cutting hardwood and softwood. For plywood, use tool #610720, which has a high tooth count and an ATB grind.



Combination  
Rip/Crosscut



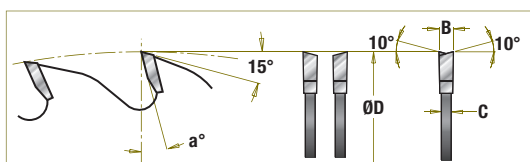
Cabinet Plywood  
Rip/Crosscut •

ØD		Teeth	Grind	'B' Kerf Inch	'C' Plate Inch	Bore	Tool No.
Inch	mm						
10	250	24	ATB	.134	.095	5/8	RA1024
10	250	72	ATB	.126	.095	5/8	610720 •
12	300	36	ATB	.150	.110	1	RA1236
14	350	40	4&1	.165	.110	1	RA1440
14	350	42	ATB	.165	.110	1	RA1442
16	400	40	4&1	.165	.118	1	RA1640
16	400	48	ATB	.165	.118	1	RA1648


• For plywood use #610720.

## HOLZ-HER® PANEL SAW

220mm



See table below for  
grind & hook angle.



Designed specifically for the Holz-Her® 220mm panel saws. Blades are available for general purpose cutting, crosscutting and sawing laminates, melamine, acrylic and other plastics and solid surface materials. Blades with tips made of the high-performance DITEC™ carbide, an Amana Tool® exclusive, are also included in this line.




Soft/Hardwood  
Crosscut



Cabinet Plywood  
Rip/Crosscut



Plastic Laminate  
Single & Double Sided



Melamine  
Single & Double Sided



Solid Surface



Acrylic & Non-Melt Plastic

ØD mm	Teeth	Grind	a°	'B' Kerf Inch	'C' Plate Inch	Bore	*P.H.	Application	Tool No.
220	34	ATB	10°	.118	.079	30mm	2/7/42	General Purpose	220T340
220	64	ATB	10°	.118	.079	30mm	2/7/42	Crosscut Wood	220T640
220	64	TCG	10°	.118	.079	30mm	2/7/42	Laminate/MDF	220T641
220	64	TCG	-2°	.126	.0791	30mm	2/7/42	Plastic Non-Melt	LB220T641
220	42	HG	-6°	.126	.087	30mm	2/7/42	Melamine	HG220T420
220	42	H-ATB	-6°	.110	.087	30mm	2/7/42	Melamine	MB220T420
220	64	H-ATB	0°	.126	.079	30mm	2/7/42	DITEC™ Melamine	DT220T640 †
220	64	TCG	10°	.126	.079	30mm	2/7/42	DITEC™ Laminate/MDF	DT220T641 †
220	64	TCG	0°	.126	.079	30mm	2/7/42	DITEC™ Solid Surface	DT220T643 †

† Denotes high-performance DITEC™ carbide.

\* P.H. denotes pin-hole configuration, if applicable. Example: 2/10/60 = 2 @ 10mm dia. on 60mm circle.

⚠ Warning: Before use, read saw blade safety guidelines on pages 266-268.

# DITEC™

- Exclusive carbide grade
- Long lasting
- Smooth cuts



Amana Tool

## DITEC™ SAW BLADES

**Exclusive DITEC™ Carbide Tips Provide At Least Twice The Output Of Conventional C-4 Grade Carbide**

Resistance to abrasion is the single most important characteristic of the tungsten carbide used for saw teeth. DITEC™ saw blades feature carbide tips with greater hardness, with no loss of toughness, than any previous formulation. Using this carbide, Amana Tool® has produced a line of laser cut saw blades that last 2 to 3 times longer than standard carbide formulations.

The laser cut saw bodies feature expansion slots for great stability and low noise levels. Every saw blade is analyzed by an innovative and sophisticated computerized system to ensure faultless quality control. Runout tolerances are maintained at .002" or less. Exceptionally sharp edges are ground and honed on the carbide tips with 400 and 600 grit diamond wheels. The surface quality of the saw teeth is second to none.

In extensive testing, **productivity increases ranging as high as 500%** were recorded. The random tests were performed by outside firms running panel saws 2 to 3 shifts per day.

- ✓ Exclusive DITEC™ Carbide Tips
- ✓ Higher Reliability & Lower Maintenance
- ✓ Low Noise Level
- ✓ Laser Cut Saw Bodies
- ✓ Excellent Cutting Quality
- ✓ Economically Priced

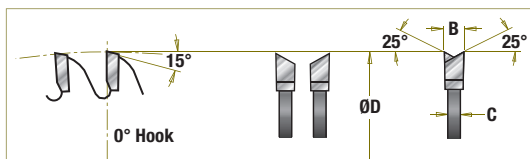
### Instructions for grinding:

- For maintenance grinding, use fine grit (D400 to D600) diamond wheels. To match the factory grind, use a slower than normal feed rate.
- Damaged teeth can be replaced by any grade of carbide tooth. Replacing of a large number of teeth will, of course, shorten the life of the saw blade.
- Since the carbide in the DITEC™ is harder than other carbides, it is critical that you protect them from "thermal shock" if an adjacent tooth is replaced. Heat absorbed during the brazing process will seriously degrade the DITEC™ carbide.

## DITEC™ MELAMINE

220mm to 12"

0° Hook • 'HIGH-ATB' GRIND



Melamine  
Single & Double Sided

If you cut melamine on a regular basis, this is the blade you should use. It has the same features as our regular melamine blades – the MB series and MSB series (see page 240) – such as a thicker than standard plate, high tooth count, and the H-ATB grind, but this blade has long-lasting DITEC™ carbide tips.

ØD		Teeth	Grind	'B' Kerf Inch	'C' Plate Inch	Bore	*P.H.	Tool No.
Inch	mm							
—	220	64	H-ATB	.126	.079	30mm	2/7/42	DT220T640 †
10	250	72	H-ATB	.126	.102	5/8	—	DT10720
10	250	72	H-ATB	.126	.102	30mm	2/7/42 & 2/10/60	DT10720-30
12	300	84	H-ATB	.126	.102	1	—	DT12840
12	300	84	H-ATB	.126	.102	30mm	2/7/42 & 2/10/60	DT12840-30

† For Holz-Her® 220mm panel saws.

\* P.H. denotes pin-hole configuration, if applicable. Example: 2/10/60 = 2 @ 10mm dia. on 60mm circle.

⚠ **Warning:** Before use, read saw blade safety guidelines on pages 266-268.

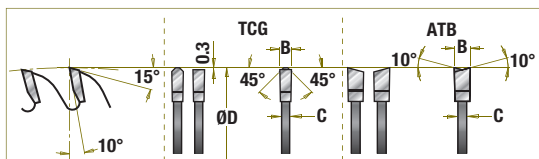


Industrial Quality • Carbide Tipped  
**Saw Blades**

## DITEC™ SLIDING TABLE

12" to 14"

10° Hook • ATB or TC Grind



HARDER  
GRADE  
CARBIDE

These high-performance crosscutting blades are designed primarily for use in sliding table saws, such as Striebig® Altendorf®, SCMI® & Delta® models. They are suitable for use in regular table saws & radial arm saws. The blades incorporate an exceptional array of features: high tooth count, a choice of alternate top bevel or triple chip grind, expansion slots and turbulence-dampening copper plugs. The DITEC™ carbide tips add exceptional sharpness and long tool life to these features. Choose the ATB grind for solid wood or plywood, the TC grind for MDF, OSB, HDF, single or double-sided melamine and plastic laminated panels.



Soft/Hardwood  
Crosscut



Cabinet Plywood  
Rip/Crosscut



Plastic Laminate  
Single & Double Sided

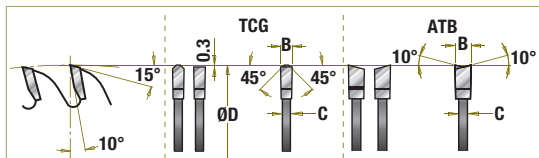
ØD		Teeth	Grind	'B' Kerf		'C' Plate		*P.H.	Tool No.
Inch	mm			Inch	Inch	Bore			
12	300	72	ATB	.126	.087	1	—	—	DT12720
12	300	72	ATB	.126	.087	30mm	2/7/42 & 2/10/60	—	DT12720-30 †
12	300	72	TCG	.126	.087	1	—	—	DT12721
12	300	72	TCG	.126	.087	30mm	2/7/42 & 2/10/60	—	DT12721-30 †
12	300	96	ATB	.126	.087	1	—	—	DT12960
12	300	96	ATB	.126	.087	30mm	2/7/42 & 2/10/60	—	DT12960-30 †
12	300	96	TCG	.126	.087	1	—	—	DT12961
12	300	96	TCG	.126	.087	30mm	2/7/42 & 2/10/60	—	DT12961-30 †
14	350	84	ATB	.137	.098	1	—	—	DT14840
14	350	84	ATB	.137	.098	30mm	2/7/42 & 2/10/60	—	DT14840-30
14	350	84	TCG	.137	.098	1	—	—	DT14841
14	350	84	TCG	.137	.098	30mm	2/7/42 & 2/10/60	—	DT14841-30
14	350	108	ATB	.137	.098	30mm	2/7/42 & 2/10/60	—	DT14108-30
14	350	108	TCG	.137	.098	1	—	—	DT14109
14	350	108	TCG	.137	.098	30mm	2/7/42 & 2/10/60	—	DT14109-30

† Fits Striebig® vertical panel saw.

## DITEC™ CUT-OFF & TRIM

10"

10° Hook • ATB or TC Grind



HARDER  
GRADE  
CARBIDE

This series of 10-inch cut-off and trim blades has the same features as our regular cut-off and trim blades, including high tooth count, 10° hook angle and a choice of alternate top bevel or triple chip grind, expansion slots and turbulence-dampening copper plugs. The DITEC™ carbide tips add exceptional sharpness and long tool life to these features. These blades are suitable for table saws, radial arm saws and all miter saws.



Soft/Hardwood  
Crosscut



Cabinet Plywood  
Rip/Crosscut



Plastic Laminate  
Single & Double Sided

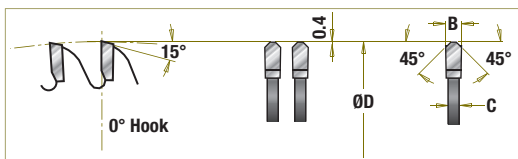
ØD		Teeth	Grind	'B' Kerf		'C' Plate		*P.H.	Tool No.
Inch	mm			Inch	Inch	Bore			
10	250	60	TCG	.126	.087	5/8	—	—	DT10601
10	250	80	ATB	.126	.087	5/8	—	—	DT10800
10	250	80	TCG	.126	.087	5/8	—	—	DT10801
10	250	80	TCG	.126	.087	30mm	2/7/42 & 2/10/60	—	DT10801-30

\* P.H. denotes pin-hole configuration, if applicable. Example: 2/10/60 = 2 @ 10mm dia. on 60mm circle.  
 ⚠ Warning: Before use, read saw blade safety guidelines on pages 266-268.

## DITEC™ SOLID SURFACE

220mm to 12"

0° Hook • Special TC-22 Modified Grind



Solid Surface

These blades are designed for cutting plastic laminate, Plexiglas®, and solid surface materials such as Dupont Corian®, Wilsonart®, Gibraltar® & Fountainhead®. The DITEC™ carbide tips are ground in a triple chip geometry unique to this blade, and leave a swirl-free cut in solid surface materials. The thick, stable plate reduces vibration that degrades the cut and shortens tool life. The blade is suitable for a variety of saw configurations. Its 0° hook angle virtually eliminates self-feeding when used with a radial arm saw.

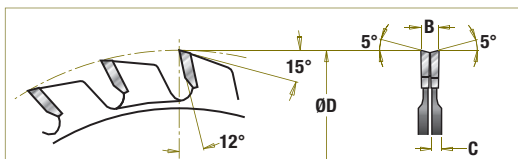
ØD								
Inch	mm	Teeth	Grind	'B' Kerf Inch	'C' Plate Inch	Bore	*P.H.	Tool No.
—	220	64	S-TCG	.126	.102	30mm	2/7/42	DT220T643 †
10	250	72	S-TCG	.126	.102	5/8	—	DT10721
12	300	84	S-TCG	.126	.102	1	—	DT12841
12	300	84	S-TCG	.126	.102	30mm	2/7/42, 2/10/60	DT12841-30

† For Holz-Her® 220mm panel saws.

## DITEC™ ADJUSTABLE TYPE SCORING SETS

120mm

12° Hook • Alternate Top Bevel (ATB) Grind



Scoring Particleboard & Double Sided Laminate

Used on panel saws or sliding table saws with separate scoring units for chip-free cuts on both sides of the material. Adjustable scoring sets consist of two 12-tooth saw blades with shims to adjust the kerf width (2.8mm to 3.6mm). Used in combination with our industrial saw blades with standard kerf (example #612721, #DT12721, etc.).

ØD	Teeth	Grind	'B' Kerf	'C' Plate	Bore	Machine Application	Tool No.
120mm	12 x 2	ATB	2.8mm to 3.6mm	2mm(x2)	22mm	Altendorf®, Martin, Mrozek	DT120T14
120mm	12 x 2	ATB	2.8mm to 3.6mm	2mm(x2)	20mm	Altendorf®, Martin, Mrozek	DT120T14-20

**NOTE:** Adjustable scoring sets with 22mm bore can be converted to either 3/4" bore by ordering two each #BU-130 bushings, or to 20mm bore by ordering two each #BU-140 bushings.

Replacement 5-piece shim set (0.6mm, .10mm, .20mm (2) and 2.8mm) order No. 'Shim Set'. Will fit 20mm or 22mm scoring sets.

\* P.H. denotes pin-hole configuration, if applicable. Example: 2/10/60 = 2 @ 10mm dia. on 60mm circle.

**Warning:** Before use, read saw blade safety guidelines on pages 266-268.

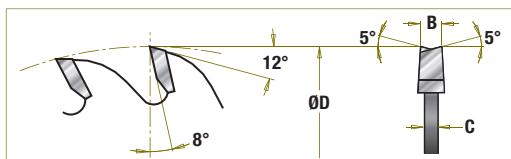






## DITEC™ CONICAL TYPE SCORING SETS

120mm

8° Hook • Conical Alternate Top Bevel (ATB) Grind



Used on panel saws with separate scoring units for chip-free cuts on both sides of the material. With conical type scoring blades, the kerf width changes with depth of penetration. Used in combination with our industrial saw blades '7' series only (#714721, etc.). Also used in combination with the DITEC™ series panel saw main blades. Kerf range should match the main blade.



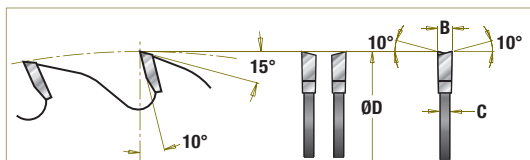
Scoring Particleboard & Double Sided Laminate

ØD	Teeth	Grind	'B' Kerf	'C' Plate	Bore	Machine Application	Tool No.
120mm	24	Conical	3.2mm to 4.2mm	2.2mm	20mm	SCMI®, Altendorf®	DT120T20
120mm	24	Conical	4.4mm to 5.4mm	2.8mm	20mm	Altendorf®, Martin, SCMI®	DT120T24

## EDGE BANDER TRIM SAW

150mm & 180mm

10° Hook • Alternate Top Bevel (ATB) Grind



Replacement trim saw blades for edgebanding machines feature alternate top bevel grind on the teeth, 10° hook angle, and standard thickness plates. Most machines require two blades.



Soft/Hardwood Crosscut

ØD mm	Teeth	Grind	'B' Kerf Inch	'C' Plate Inch	Bore	Tool No.
150mm	30	ATB	.126	.087	30mm	663000
180mm	58	ATB	.126	.087	20mm	663010

663000 is for IDM-137 and Ocmac Chica 290 edgebanders, and others.

663010 is for Olimpic Nova-2 edgebanders, and others.

# EZ DIAL SCORING SET SHIM-FREE

- Adjustable in increments of 0.1mm
- Fits most machines

## EZ DIAL™ SCORING SET

Adjustments can easily be made while the scoring set is mounted on the machine! Adjusting the scoring set is quick and easy, simply turn the dial to adjust the width of the score. Eliminates the need for shims, endless measuring, reassembling, testing and adjusting to obtain the required width.

- Fully adjustable in increments of 0.1mm.
- Kerf adjusts from 2.8mm to 3.6mm.
- Available in 100mm, 120mm and 125mm diameters with 15mm, 20mm, 22mm and 3/4" bores.
- Replacement blades available.
- Fits most machines including Altendorf® and SCM.

ØD	Kerf mm	Teeth	Bore	Repl. Set Screws	Tool No.
100mm	2.8 to 3.6	12x2	22mm & 3/4"	67020	EZ100-24-22 *
120mm	2.8 to 3.6	12x2	20mm	67020	EZ120-24-20
120mm	2.8 to 3.6	12x2	15mm, 22mm & 3/4"	67021	EZ120-24-22 **+
125mm	2.8 to 3.6	12x2	22mm & 3/4"	67020	EZ125-24-22 *

### Replacement Saw Blades

100mm	12x2	REZ100
120mm	12x2	REZ120
125mm	12x2	REZ125

### Re-Sharpener Adapter

For 100mm	EZA-08
For 120mm and 125mm	EZA-10

### Replacement Spring

For 100mm	EZA-12
For 120 and 125mm	EZA-14

\* Includes bushing part #BEZ-01 from 22mm to 3/4"

\*\* Fits additional machines: Casolin Astra Top, Casadei Shark & Lazzari.

+ Chamfered dial for SCM machine. #BEZ-015 from 22mm to 15mm.




Re-Sharpener Adapter  
#EZA-08 for 100mm



Re-Sharpener Adapter  
#EZA-10 for 120mm and 125mm



Panel Sizing/Scoring



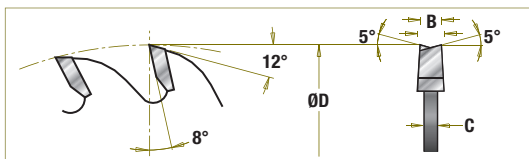
Scoring Particleboard &  
Double Sided Laminate

Industrial Quality • Carbide Tipped  
**Saw Blades**

## CONICAL TYPE SCORING

100mm to 200mm

8° Hook • Conical ATB Grind



This conical-type scoring blade is similar to the DITEC™ scoring blade, but features our standard carbide tips. Match the kerf width of your main blade by adjusting the scoring blade's cutting depth. Range typically is 1mm (for example, from 4.4mm to 5.4mm). Select a scoring blade with a range matching your main blade's kerf width. Use in combination only with our '7' series industrial saw blades (#714721, 716961, etc.). Use also in combination with the new DITEC™ panel saw blades.



Scoring Particleboard & Double Sided Laminate

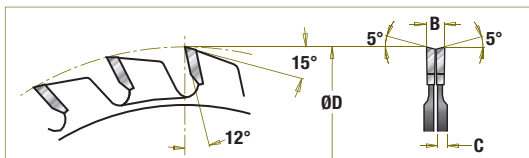
ØD mm	Teeth	Grind	'B' Kerf Range		'C' Plate		Bore mm	†Machine Application	Tool No.
			mm	Inches	mm	Inches			
100	20	ATB	3.2 to 4.2	.125 to .165	2.2	.086	20	Various	SS100T20
120	24	ATB	3.2 to 4.2	.125 to .165	2.2	.086	20	Various	SS120T20
125	24	ATB	4.4 to 5.4	.173 to .212	2.8	.110	20	Martin, Mayer-Lombach, Giben	SS125T24
150	24	ATB	4 to 5.0	.157 to .196	2.8	.110	20	Various	SS150T24
150	36	ATB	4.4 to 5.4	.173 to .212	2.8	.110	20	Shelling, Holzma	SS150T36
160	36	ATB	4.4 to 5.4	.173 to .212	2.8	.110	20	Gabbiani	SS160T36
200	36	ATB	4.4 to 5.4	.173 to .212	2.8	.110	20	Shelling, Holzma	SS200T36

**Note:** Standard bore is 20mm. Other kerf sizes available, please inquire.

## ADJUSTABLE TYPE SCORING SETS

100mm to 125mm

12° Hook • ATB Grind



Used on panel saws and sliding table saws with separate scoring units for chip-free cuts on both sides of the material. Adjustable scoring sets consist of two 12-tooth saw blades with shims to adjust the kerf width (2.8mm to 3.6mm). Used in combination with our industrial saw blades '6' series only. (Example: #614721, #616961, etc.).



Scoring Particleboard & Double Sided Laminate

ØD mm	Teeth	Grind	'B' Kerf Range		'C' Plate		Bore mm	†Machine Application	Tool No.
			mm	Inches	mm	Inches			
100	12x2	ATB	2.8 to 3.6	.110 to .142	2(x2)	.078(x2)	20	Shelling	SS100T12
100	12x2	ATB	2.8 to 3.6	.110 to .142	2(x2)	.078(x2)	*22	Altendorf,® Delta®, Martin, Mrozek, Panhans	SS100T14
120	12x2	ATB	2.8 to 3.6	.110 to .142	2(x2)	.078(x2)	20	SCMI®	SS120T12
120	12x2	ATB	2.8 to 3.6	.110 to .142	2(x2)	.078(x2)	*22	Altendorf,® Martin, Mrozek	SS120T14
125	12x2	ATB	2.8 to 3.6	.110 to .142	2(x2)	.078(x2)	20	Griggio	SS125T14

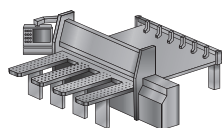
† Due to many different scoring machine sizes (particularly arbor sizes), it is advisable to measure both the scoring and main blades that are presently on your machine (diameter, bore, kerf, etc.).

\* Adjustable scoring sets with 22mm bore can be converted to either 3/4" bore by ordering two each #BU-130 bushings, or to 20mm bore by ordering two each #BU-140 bushings.

Replacement 5-piece shim set (0.6mm, .10mm, .20mm (2) and 2.8mm) order No. 'Shim Set'. Will fit 20mm or 22mm scoring sets.

# DYNAMIC PANEL SAWING

TCG (Triple Chip Grind) • Extended Life



## Manufacturing Technology:



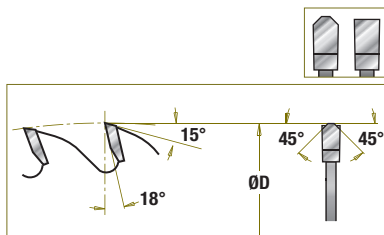
Balanced  
G 6.3



Dynamic  
Straightness



Pressure



## Main Saw for Panel Sizing Laminated Boards

Machine Style	ØD mm	Teeth Count	Kerf/Plate mm	Bore mm	*P.H.	Tool No.
Anthon LNA	400	72	4.4/3.2	60	2/11/85	DT400T721-60
Gabbiani	355	72	4.4/3.0	80	4/9/100, 2/7/110	DT355T721-80
	380	60	4.4/3.2	60	4/9/100	DT380T601-60
	400	60	4.4/3.2	80	4/9/100, 2/7/110	DT400T601-80
	400	72	4.4/3.2	80	—	DT400T721-80
	500	72	4.8/3.5	80	2/8/110 & 2/10/130	DT500T721-80A
Giben	450	72	4.4/3.2	75	—	DT450T721-75
Giben	500	72	5.0/3.5	75	—	DT500T721-75B
Giben	550	72	5.0/3.5	100	—	DT550T721-100B
Giben Junior	305	60	4.4/3.2	75	—	DT305T601-75
Giben Trend	355	54	4.4/3.2	75	—	DT355T541-75
Giben Trend	355	72	4.4/3.2	75	—	DT355T721-75
Giben Trend	400	60	4.4/3.2	75	4/15/105	DT400T601-75
Holz-Her®	220	64	3.0/2.2	30	2/7/42	DT220T641
Holzma	355	72	4.4/3.2	60	2/14/100	DT355T721-60
	380	60	4.4/3.2	60	4/9/100, 2/14/100	DT380T601-60
	420	72	4.4/3.2	60	—	DT420T721-60
	420	72	4.8/3.5	60	—	DT420T721-60A
	450	72	4.4/3.2	60	—	DT450T721-60
	500	60	4.8/3.5	60	—	DT500T601-60A
	500	72	4.8/3.5	60	2/11/115	DT500T721-60A
	500	72	5.0/3.5	60	—	DT500T721-60B
	600	72	5.8/4.0	60	2/19/120, 2/11/115	DT600T721-60
	—	—	—	—	—	—
Mayer	355	54	4.4/3.0	30	—	DT355T541-30
	355	72	4.4/3.0	30	—	DT355T721-30
	400	72	4.4/3.2	30	—	DT400T721-30
New Sigma 115	400	72	4.4/3.2	80	—	DT400T721-80
New Sigma 90	355	54	4.4/3.2	30	—	DT355T541-30
Panhans	305	48	4.4/3.2	30	—	DT305T481-30
	355	54	4.4/3.2	30	—	DT355T541-30
	355	72	4.4/3.0	30	—	DT355T721-30

## Scorer for Panel Sizing

ØD mm	Teeth Count	Fits Main Saw Kerf mm	Bore mm	*P.H.	Tool No.
180	30	4.4/5.4	20	—	DT180T30-20
200	36	4.4/5.4	65	4/9/110	DT200T36-65
160	36	4.4/5.4	55	3/7/66	DT160T36-55
200	36	4.8/5.8	65	2/9/100	DT200T36-65A
200	36	4.8/5.8	65	2/9/100	DT200T36-65A
160	36	4.4/5.4	55	3/7/66	DT160T36-55
125	24	4.4/5.4	45	—	DT125T24-45
125	24	4.4/5.4	45	—	DT125T24-45
125	24	4.4/5.4	45	—	DT125T24-45
125	24	4.4/5.4	45	—	DT125T24-45
180	30	4.4/5.4	45	—	DT180T30-45
200	36	4.4/5.4	65	4/9/110	DT200T36-65
200	36	4.4/5.4	45	—	DT200T36-45
200	36	4.8/5.8	45	—	DT200T36-45A
200	36	4.4/5.4	45	—	DT200T36-45
200	36	4.8/5.8	45	—	DT200T36-45A
200	36	4.8/5.8	45	—	DT200T36-45A
200	36	4.8/5.8	45	—	DT200T36-45A
200	36	5.8/6.8	45	—	DT200T36-45B
160	36	4.4/5.4	55	3/7/66	DT160T36-55
180	30	4.4/5.4	30	—	DT180T30-30
180	30	4.4/5.4	30	—	DT180T30-30
180	30	4.4/5.4	30	—	DT180T30-30

Industrial Quality • Carbide Tipped  
**Saw Blades**

\* P.H. denotes pin-hole configuration, if applicable. Example: 2/10/60 = 2 @ 10mm dia. on 60mm circle.

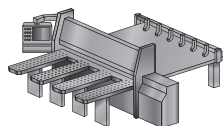
**Warning:** Before use, read saw blade safety guidelines on pages 266-268.





## DYNAMIC PANEL SAWING

TCG (Triple Chip Grind) • Extended Life



### Manufacturing Technology:



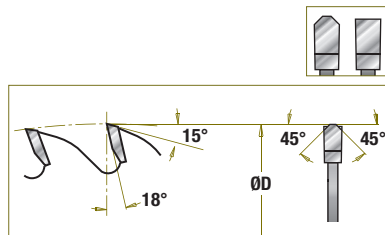
Balanced  
G 6.3



Dynamic  
Straightness



Pressure



### Main Saw for Panel Sizing Laminated Boards

Machine Style	ØD mm	Teeth Count	Kerf/Plate mm	Bore mm	*P.H.	Tool No.
Prismatic No.1	400	72	4.4/3.2	75	4/15/105	DT400T721-75
Prismatic No.2	430	96	4.4/3.2	75	4/15/105	DT430T961-75
Prismatic No.2	430	96	4.4/3.2	50	3/15/80	DT430T961-50
Prismatic No.3	470	96	4.4/3.2	75	4/15/105	DT470T961-75
Prismatic No.3	500	72	4.4/3.2	75	—	DT500T721-75
Prismatic No.3	500	72	4.8/3.5	75	—	DT500T721-75A
Prismatic No.3	550	72	5.0/3.5	100	—	DT550T721-100B
Schelling	350	72	4.4/3.2	30	—	DT350T721-30
	355	72	4.4/3.2	30	—	DT355T721-30
	370	72	4.4/3.2	30	2/10/60	DT370T721-30
	400	60	4.4/3.2	30	—	DT400T601-30
	400	72	4.4/3.2	30	—	DT400T721-30
	450	72	4.4/3.2	30	2/12/94	DT450T721-30
	460	72	4.4/3.2	30	2/12/94	DT460T721-30
	480	80	4.4/3.2	30	—	DT480T801-30
	550	72	5.0/3.5	40	—	DT550T721-40
Selco	355	72	4.4/3.2	80	4/9/100	DT355T721-80
					2/14/110, 2/7/110	
	400	72	4.4/3.2	80	4/19/120, 2/9/130	DT400T721-80
	400	72	4.4/3.2	80	2/9/130	DT400T721-2PH
	430	72	4.4/3.2	80	4/19/120, 2/9/130	DT430T721-80
	450	72	4.4/3.2	80	4/19/120, 2/9/130	DT450T721-80
	450	72	4.8/3.5	80	4/19/120, 2/9/130	DT450T721-80A
Sigma65K	305	72	4.4/3.2	80	4/9/100	DT305T721-80
					2/14/110, 2/7/110	
Sigma65K	380	72	4.4/3.5	80	4/9/120, 2/9/130	DT380T721-80
Sigma90	355	72	4.4/3.0	30	—	DT355T721-30
Various	305	60	4.4/3.2	30	—	DT305T601-30
Various	380	72	4.4/3.2	75	—	DT380T721-75
Various	380	72	4.8/3.5	60	—	DT380T721-60A
Various	430	72	4.4/3.2	30	—	DT430T721-30
Various	450	72	4.8/3.5	80	—	DT450T721-80A
Various	480	72	4.8/3.5	80	4/19/120	DT480T721-80A
Various	550	72	5.0/3.5	40	—	DT550T721-40

### Scorer for Panel Sizing

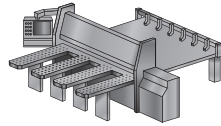
ØD mm	Teeth Count	Fits Main Saw Kerf	Bore mm	*P.H.	Tool No.
160	36	4.4/5.4	45	3/17/170	DT160T36-45
215	42	4.4/5.4	50	3/15/80	DT215T42-50
215	42	4.4/5.4	50	3/15/80	DT215T42-50
125	24	4.4/5.4	45	—	DT125T24-45
125	24	4.8/5.8	45	—	DT125T24-45A
180	30	5.0/6.0	55	—	DT180T30-55
200	36	4.4/5.4	20	—	DT200T36-20
200	36	4.4/5.4	20	—	DT200T36-20
200	36	4.4/5.4	20	—	DT200T36-20
200	36	4.4/5.4	20	—	DT200T36-20
200	36	4.4/5.4	20	—	DT200T36-20
200	36	4.4/5.4	20	—	DT200T36-20
200	36	4.4/5.4	20	—	DT200T36-20
200	36	5.0/6.0	20	—	DT200T36-20A
200	36	4.4/5.4	65	4/9/110	DT200T36-65
200	36	4.4/5.4	65	4/9/110	DT200T36-65
200	36	4.4/5.4	65	4/9/110	DT200T36-65
200	36	4.4/5.4	65	4/9/110	DT200T36-65
200	36	4.8/5.8	65	4/9/110	DT200T36-65A
160	36	4.4/5.4	55	3/7/66	DT160T36-55
160	36	4.4/5.4	55	3/7/66	DT160T36-55

\* P.H. denotes pin-hole configuration, if applicable. Example: 2/10/60 = 2 @ 10mm dia. on 60mm circle.

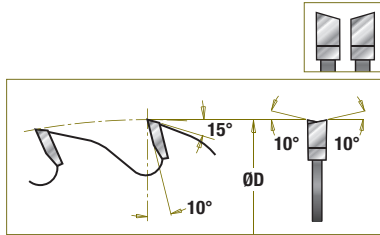
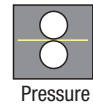
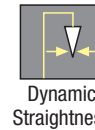
⚠ Warning: Before use, read saw blade safety guidelines on pages 266-268.

## DYNAMIC PANEL SAWING

ATB (Alternate Top Bevel) • Extended Life

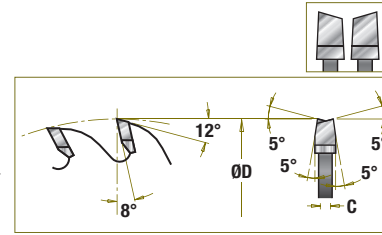
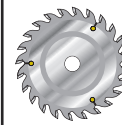


### Manufacturing Technology:



### Main Saw for Panel Sizing Laminated Boards

Machine Style	ØD mm	Teeth Count	Kerf/Plate mm	Bore mm	*P.H.	Tool No.
Gabbiani	355	72	4.4/3.0	80	4/9/100 & 2/7/110	DT355T720-80
	400	72	4.4/3.2	80	4/9/100	DT400T720-80
					2/7/110 & 2/14/110	
Giben	355	72	4.4/3.0	75	—	DT355T720-75
	400	60	4.4/3.2	75	—	DT400T600-75
	400	72	4.4/3.2	75	4/15/115	DT400T720-75
Giben Trend	355	54	4.4/3.0	75	—	DT355T540-75
Holzma	400	72	4.4/3.2	60	—	DT400T720-60
Mayer	305	48	4.4/3.0	30	—	DT305T480-30
Panhans	305	60	4.4/3.0	30	—	DT305T600-30
	355	54	4.4/3.0	30	—	DT355T540-30
	355	72	4.4/3.0	30	2/10/60	DT355T720-30
	450	72	4.4/3.2	30	2/10/60	DT450T720-30
Schelling	400	60	4.4/3.2	30	—	DT400T600-30
Various	430	72	4.4/3.2	30	—	DT430T720-30



### Scorer for Panel Sizing

ØD mm	Teeth Count	Fits Main Saw Kerf	Bore mm	*P.H.	Tool No.
160	36	4.4/5.4	55	3/7/66	DT160T36-55
160	36	4.4/5.4	55	3/7/66	DT160T36-55
125	24	4.4/5.4	45	—	DT125T24-45
125	24	4.4/5.4	45	—	DT125T24-45
125	24	4.4/5.4	45	—	DT125T24-45
200	36	4.4/5.4	45	—	DT200T36-45
125	24	4.4/5.4	20	—	DT125T24
125	24	4.4/5.4	20	—	DT125T24
125	24	4.4/5.4	20	—	DT125T24
125	24	4.4/5.4	20	—	DT125T24
200	36	4.4/5.4	20	—	DT200T36-20

\* P.H. denotes pin-hole configuration, if applicable. Example: 2/10/60 = 2 @ 10mm dia. on 60mm circle.

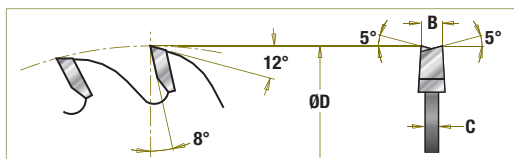
**Warning:** Before use, read saw blade safety guidelines on pages 266-268.




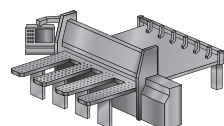
## DITEC™ CONICAL TYPE SCORING SAW

125mm to 300mm

8° Hook Conical ATB Grind



Used on panel saws with separate scoring units for chip-free cuts on both sides of the material. With conical type scoring blades, the kerf width changes with depth of penetration. Used in combination with our industrial saw blades '7' series only (#714721, etc.). Also used in combination with the new DITEC™ series panel saw main blades on pages 251 & 252. Kerf range should match the main blade.



Panel Sizing/Scoring


Machine Style	ØD mm	Teeth Count	'B' Kerf mm	'C' Plate mm	Bore	*P.H.	Tool No.
Giben	125	24	4.4 to 5.4	3.2	45mm	—	DT125T24-45
	125	24	4.8 to 5.8	3.2	45mm	—	DT125T24-45A
	180	30	5.2 to 6.2	3.5	55mm	—	DT180T30-55
	300	48	4.4 to 5.4	3.2	50mm	3/15/80	DT300T48-50
Giben Prismatic	160	36	4.4 to 5.4	3.2	45mm	3/15/70	DT160T36-45
	215	42	4.4 to 5.4	3.2	50mm	3/15/80	DT215T42-50
Holzma	175	28	4.4 to 5.4	3.2	45mm	—	DT175T28-45
	175	28	4.8 to 5.8	3.2	45mm	—	DT175T28-45A
	180	30	4.4 to 5.4	3.2	45mm	—	DT180T30-45
	200	36	4.4 to 5.4	3.2	45mm	—	DT200T36-45
	200	36	4.8 to 5.8	3.5	45mm	—	DT200T36-45A
Martin	125	24	4.4 to 5.4	3.2	22mm	—	DT125T24-22
Mayer	150	24	4.4 to 5.4	3.2	30mm	—	DT150T24-30
Panhans	180	30	4.4 to 5.4	3.2	30mm	—	DT180T30-30
	200	36	4.4 to 5.4	3.2	30mm	—	DT200T36-30
Schelling	150	24	4.4 to 5.4	3.2	20mm	—	DT150T24-20
	180	30	4.4 to 5.4	3.2	20mm	—	DT180T30-20
	200	36	4.4 to 5.4	3.2	20mm	—	DT200T36-20
	200	36	5.0 to 6.0	3.5	20mm	—	DT200T36-20A
	300	48	4.4 to 5.4	3.2	30mm	—	DT300T48-30
SCMI®	150	24	4.4 to 5.4	3.2	1-1/4"	—	DT150T24-32
Selco	200	36	4.4 to 5.4	3.5	65mm	2/8/110 & 2/10/110	DT200T36-65
Various	125	24	4.4 to 5.4	2.8	20mm	—	DT125T24
	150	36	4.4 to 5.4	2.8	20mm	—	DT150T36
	160	36	4.4 to 5.4	3.5	55mm	—	DT160T36-55
	180	30	4.8 to 5.8	3.5	45mm	—	DT180T30-45A
	200	36	5.8 to 6.6	3.5	45mm	—	DT200T36-45B
	200	36	4.8 to 5.8	3.5	65mm	—	DT200T36-65A

**Note:** Please specify if your application requires 22mm, 30mm, 45mm bore, etc. Due to many different scoring machine sizes (particularly arbor sizes), it is advisable to measure both the scoring and main blades that are presently on your machine (diameter, bore, kerf, etc.).

BUSHINGS & STABILIZERS available, see page 261.

RE-BORING Services, see page 262.

# SUPER FINE CHIP-FREE DADO CUTS



VENEERED PLYWOOD  
(Along & Across the Grain)

HARDWOOD

MELAMINE/  
LAMINATE

## PRESTIGE™ SUPER FINE DADO SETS

*With Six 4-Wing Chippers*

1/4" to 29/32" • ATB Grind

**Packed In A Handy Black Molded Carrying Case**

Our Prestige™ Dado Set cuts perfectly smooth edges, flat-bottom cuts and grooves both along and across the grain that are free of splinters or rough edges. This dado set is part of the renowned "Prestige™" line of superior performance blades.


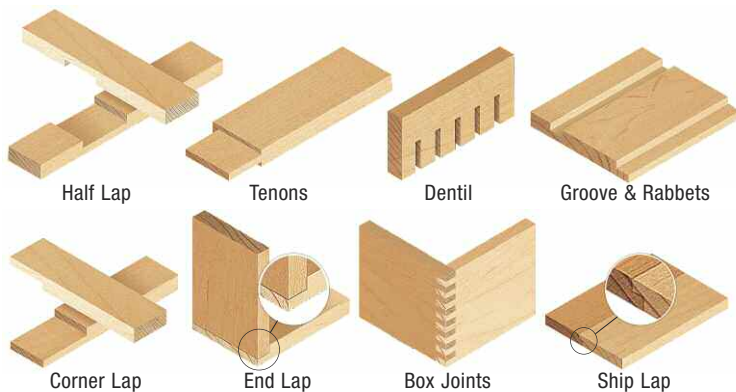


Like all of the blades in our Prestige™ lineup, this *super-smooth* cutting Prestige™ dado set features the latest in cutting tool technology including massive tool-steel plates and precision ground D-10 carbide teeth. The 8" diameter, 24-tooth outside plates are hollow ground for proper clearance and feature ATB grind geometry with every sixth tooth flat ground for efficient chip removal. Each tooth body also features anti-kickback design to help prevent overfeeding.

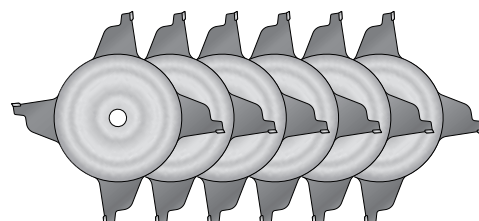
Set accommodates today's undersized plywoods.

Each of the six interior chippers features four teeth and the standard width capacity is 1/4" through 29/32". Adjustments can be easily made in 1/32" increments and even finer adjustments, as small as .002", can be made by using the supplied shim set. A 46-tooth dado set (see page 256) is also available for use with plywood and melamine.

**A stacking dado set is an ideal tool for cutting dados, grooves and tenons for strong mortise-and-tenon joinery.**



2 Outside 8" x 24T Blades



6 Carbide Tipped Four-Wing Chippers



Set Includes Shim Set  
for Fine Adjustments



Set Accommodates  
Undersized Plywood

ØD	Hook Angle	*Teeth	Chippers	Grind	Kerf Range	Bore	Tool No.
8	-10°	24	1/8(x4), 3/32(x1), 1/16(x1)	ATB	1/4 to 29/32	5/8	658060
8	-10°	24	1/8(x4), 3/32(x1), 1/16(x1)	ATB	1/4 to 29/32	1	658060-1

\* Teeth refers to the number of teeth for each outside saw blade.

**Note:** Always use the outside blades. Never attempt to use the chippers without the outside blades.

**Warning:** Before use, read saw blade safety guidelines on pages 266-268.







## DADO SETS

6" to 12"

### 1/4" to 13/16" Groove ATB and FT Grind

Dado's (cross-grain cuts) and grooves (cuts with the grain) are cut efficiently on the table saw with a dado stack set. Unlike a "wobbler," a stack set produces a flat-bottom cut with chip-free edges. Amana Tool® makes dado stack sets for every machine and every type of woodworking material. The standard width capacity ranges from 1/8" to 13/16". Additional chippers may be purchased separately to expand the capacity beyond 13/16". The standard set, regardless of diameter or tooth count, consists of two outside saw blades and four inside chippers. The outside blades feature hollow-ground plates for proper clearance, and alternate top bevel (ATB) grind with every sixth tooth flat ground (FT). See charts below for additional components. For plywood and melamine, the sets with 46-tooth outside blades are recommended.



Rated excellent by:

**AMERICAN  
WOODWORKER**

*Fine  
Woodworking*

ØD	Hook Angle	*Teeth	Grind	Kerf Range	Bore	Plastic Molded Case	Tool No.
6	+15°	18	ATB/FT	1/4 to 13/16	5/8	Yes	<b>656030</b>
8	-5°	24	ATB/FT	1/4 to 13/16	5/8	Yes	<b>658030</b>
8	-5°	24	ATB/FT	1/4 to 13/16	1	Yes	<b>658030-1</b>
8	+15°	24	ATB/FT	1/4 to 13/16	5/8	Yes	<b>658030-AK ▼</b>
8	-5°	46	ATB/FT	1/4 to 13/16	5/8	Yes	<b>658040 †</b>
8	-5°	46	ATB/FT	1/4 to 13/16	1	Yes	<b>658040-1 †</b>
10	+15°	24	ATB/FT	1/4 to 13/16	5/8	No	<b>651030</b>
10	+15°	24	ATB/FT	1/4 to 13/16	1	No	<b>651030-1</b>
12	+15°	24	ATB/FT	1/4 to 13/16	1	No	<b>651230</b>

† 8" x 46T set for super smooth cuts in cabinet grade plywoods and melamine.

▼ 'Anti-Kickback' design.

\* Teeth refers to the number of teeth for each outside saw blade.

### Dado Combinations

Max. Width of Groove	Number of Chippers required		
	1/16	1/8	1/4
13/16	1	2	1
1-1/16	1	2	2
1-9/16	1	2	4
2-1/16	1	2	6
3-1/16	1	2	10
4-1/16	1	2	14



Handheld reusable plastic molded case & shim set included in all 6" & 8" diameter dado sets

## DADO SHIM SETS

The perfect accessory for any dado set. Each set includes 14 color-coded plastic shims in various thicknesses for precise adjustment of your dado set. Especially useful when cutting plywood and other materials that are slightly under or oversized.

Bore	Tool No.
5/8	DSS-100
1	DSS-101
30mm	DSS-102 <b>NEW</b>
1-1/4	DSS-103 <b>NEW</b>

Each set includes the following:

Quantity Shims	Thickness		Color	ØD
	Inch	mm		
5	0.002	0.05mm	Gold	60mm
1	0.005	0.15mm	Violet/Orange	60mm
4	0.010	0.25mm	Clear	60mm
4	0.020	0.50mm	White	60mm



14 Piece Shim Set

## INDIVIDUAL DADO SET COMPONENTS: DADO CHIPPERS

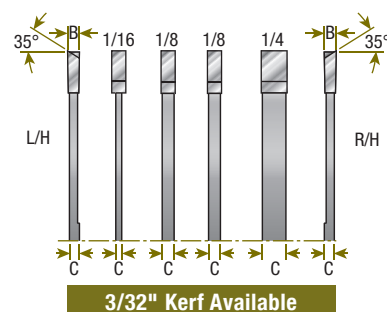
6" to 12"

Flat Top (FT) Grind • Two Teeth Per Chipper

Amana Tool® has a full range of replacement parts for our dado sets, including chippers and outside blades. This allows you to replace damaged cutters and to expand the range of a standard set. These parts are manufactured to the same exacting standards as the full sets.

ØD	Bore	Order Number Chipper Thickness:			
		'B' 1/16	'B' 1/8	'B' 1/4	'B' 3/32
6	5/8	651660	651860	651460	—
8	5/8	651680	651880	651480	651280
8	5/8	▼651680-AK	▼651880-AK	▼651480-AK	—
8	1	651680-1	651880-1	651480-1	—
10	5/8	651610	651810	651410	—
10	1	651610-1	651810-1	651410-1	—
12	1	651612	651812	651412	—

▼ 8" 'Anti-Kickback' chippers.



3/32" Kerf Available

## DADO OUTSIDE BLADES

6" to 12"

ATB Grind

ØD	Bore	Teeth	Kerf	Order No. L/H	Order No. R/H
6	5/8	18	.126	656010	656010-R
8	5/8	24	.126	658010	658010-R
8	5/8	24	.126	▼658010-AK	▼658010-AK-R
8	1	24	.126	658010-1	658010-1-R
8	5/8	46	.126	658020	658020-R
8	1	46	.126	658020-1	658020-1-R
10	5/8	24	.126	651010	651010-R
10	1	24	.126	651010-1	651010-1-R
12	1	24	.126	651210	651210-R

▼ 8" 'Anti-kickback' outside blades.

**Note:** Specify left or right hand blades. Although each outside saw blade is sold separately, it is recommended to buy one set of both blades so the O.D. matches. See illustration at right for description.

## GROOVERS **NEW**

8" to 10"

### Flat Top (FT) Grind • 12° Hook Angle

These blades are designed to cut 1/4" grooves in solid wood and plywood on table saws and sliding table saws.



ØD		Teeth	'B' Kerf		'C' Plate		Max RPM	Bore	Tool No.
Inches	mm		Inches	mm	Inches	mm			
8	200	24	.250	6.35	.180	4.57	9,000	5/8	<b>61365</b>
10	250	24	.250	6.35	.180	4.57	7,600	5/8	<b>61368</b>

## PLATE JOINTER

### 100mm Diameter

This plate jointer blade is designed with anti-kickback "fingers" that limit chip thickness to provide a safer cut without loss of cutting speed or quality. The blade fits most brands and models of plate jointers, including Lamello, Virutex, Freud, Kaiser, Elu, and DeWalt and other makes of plate-jointer machines. Packaged in a re-usable protective foam sleeve.



ØD	Teeth	Kerf	Bore	Tool No.
100mm	6	4mm	22mm	<b>LAM400T6</b>

## SPECIAL 'FACE-FRAME' PLATE JOINTER

### 3-1/16"

Cut blind right-angle biscuit joints in stock as narrow as 1-3/4" with this smaller diameter blade that fits most biscuit jointers, including Lamello, Virutex, Freud, Kaiser, and DeWalt. A simple depth adjustment on your machine allows the use of this blade.




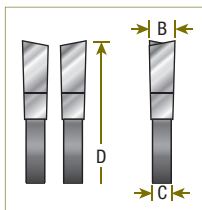
ØD	Description	Teeth	Kerf	Bore	Tool No.
3-1/16	Standard 'Face-Frame'	4	3mm	22mm	<b>LAM300T4 †</b>

†LAM300T4 (22mm bore) will fit Lamello, Virutex, Freud, Kaiser, Elu, DeWalt and others.

## GENERAL PURPOSE

4-3/8" & 5-1/2"

Alternate Top Bevel (ATB) Grind • Positive Hook



This carbide-tipped trim-saw blade is the ideal upgrade (or replacement blade) for Porter-Cable, Makita, and other brands of portable trim saws. The alternate top bevel grind ensures high-quality crosscuts in solid wood and sizing cuts in plywood.

ØD	Teeth	'B' Kerf	'C' Plate	Bore	Tool No.
4-3/8	30	.072	.052	20mm**	RM-438
5-1/2	30	.072	.052	5/8 ***	RM-550

\*\* RM-438 fits Porter-Cable and Makita portable trim saws.  
Comes with adapter bushing for 3/8" arbor.

\*\*\*RM-550 fits Makita 5-1/2" saw and others.  
Comes with two adapter bushings, one for 5/8" arbor and one for 10mm arbor.

Replacement bushing for RM-438: #BU-120 (20mm x 3/8).

Replacement bushing for RM-550: #BU-110 (5/8 x 1/2), #BU-125 (5/8 x 10mm).

BUSHINGS & STABILIZERS available, see page 261.


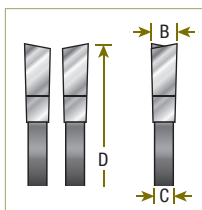


Combination  
Rip/Crosscut

## GENERAL PURPOSE

7-1/4"

Alternate Top Bevel (ATB) Grind • Positive Hook



Here is the mainstay cutter in the construction trades and home improvement realm. Get fast, clean, burn-free cuts in framing and pressure-treated stock and in plywood and other construction-grade sheet goods. Use in any brand or model of circular saw.

ØD	Teeth	'B' Kerf	'C' Plate	Bore	Tool No.
7-1/4	24	.120	.078	*5/8 Universal	GP-420

\* All blades marked with '\*\*' have a universal bore with 5/8" diameter arbor hole and diamond knock-out. All other blades are as noted.




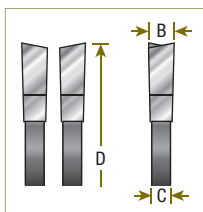
Combination  
Rip/Crosscut



## FINE-CUTTING

6-1/2" to 8-1/2"

Alternate Top Bevel (ATB) Grind • Positive Hook



For crosscutting and mitering with portable circular saws and small sliding compound miter saws, choose this blade. High tooth counts and alternate top bevel grinds produce smooth, crisp cuts. Blade #250-60 is intended for use in small SCM saws and has a 5° negative hook.

ØD	Teeth	'B' Kerf	'C' Plate	Bore	Tool No.
6-1/2	40	.120	.078	*5/8 Universal	<b>FC-500</b>
7-1/4	40	.120	.078	*5/8 Universal	<b>FC-520</b>
8-1/2	60	.120	.083	5/8 only	<b>250-60 †</b>

† 5° negative hook blade for Hitachi compound miter saw.

\* All blades marked with "\*" have a universal bore with 5/8" diameter arbor hole and diamond knock-out. All other blades are as noted.


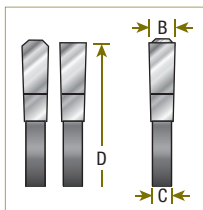


Soft/Hardwood  
Crosscut

## PLYWOOD & PLASTIC CUTTING

7-1/4"

Triple Chip (TC) Grind • Positive Hook



This blade produces quality cuts when sizing plywood & other sheet goods with a portable circular saw. The blade can also be used for cutting plastics.

ØD	Teeth	'B' Kerf	'C' Plate	Bore	Tool No.
7-1/4	40	.120	.078	*5/8 Universal	<b>PC-620</b>

\* All blades marked with "\*" have a universal bore with 5/8" diameter arbor hole and diamond knock-out. All other blades are as noted.


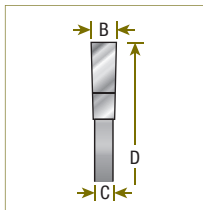


Acrylic & Non-Melt Plastic

## NAIL-CUTTING & DEMOLITION

7-1/4"

Flat Top (FT) Grind • 5° Negative Hook



This blade is designed especially for renovation and demolition work, where contact with nails, screws, and similar debris has to be expected. The blade is configured – low tooth count and flat-top grind – for ripping. A negative hook angle and strong shoulder design to help prevent the blade's carbide tips of breaking off upon impact against a hidden nail.

ØD	Teeth	'B' Kerf	'C' Plate	Bore	Tool No.
7-1/4	14	.120	.078	5/8	<b>NC-820</b>

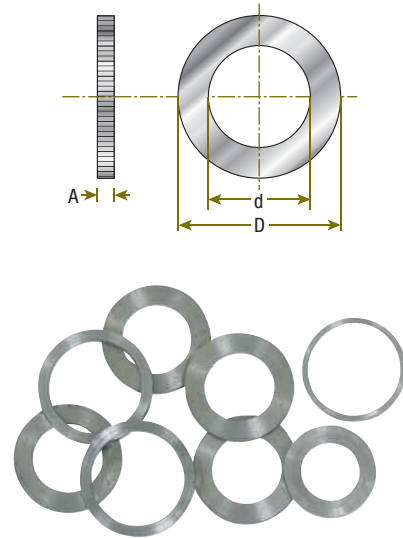


Demolition  
Emergency

## SAW BLADE BORE REDUCTION BUSHINGS

ØD	Ød	A	Tool No.
5/8	10mm	.053	BU-125
5/8	1/2	.060	BU-110
3/4	5/8	.062	BU-150
20mm	3/8	.060	BU-120
22mm	3/4	.062	BU-130
22mm	20mm	.070	BU-140
1	5/8	.086	BU-100
1	7/8	.097	BU-225
1	7/8	.110	BU-250
1	3/4	.075	BU-200
1	20mm	.097	BU-122
1-1/8	1	.086	BU-300
1-1/4	1	.086	BU-400
1-1/4	1-1/8	.075	BU-500
1-1/4	30mm	.086	BU-450
30mm	5/8	.070	BU-515
30mm	3/4	.070	BU-520
30mm	25mm	.070	BU-530
30mm	1	.070	BU-525

**Note:** Most saw blade bushings have serrations on the outside diameter edge to provide a better grip & fit.

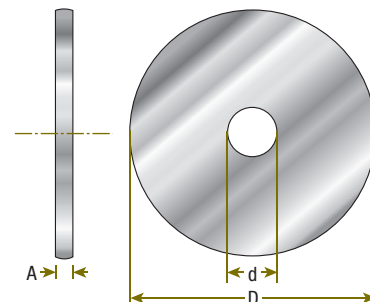
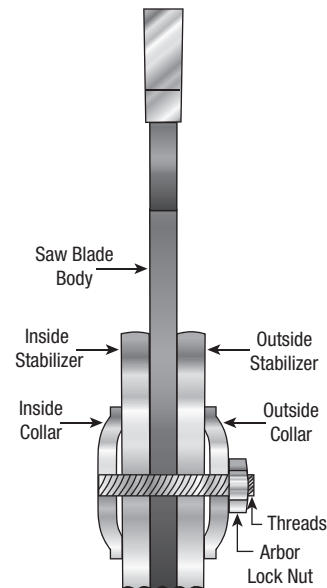


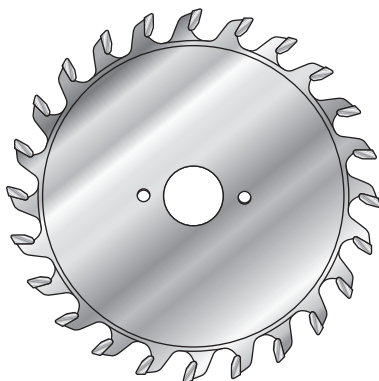
## SAW BLADE STABILIZER / STIFFENER

The purpose of blade stabilizers is to increase the overall stiffness of the saw blade, thus reducing vibration. Reduction in vibration improves cut quality and dampens noise. Stabilizers are particularly beneficial when used with thin-kerf blades. Amana Tool® stabilizers are made from the steel used for our Industrial Series saw blades. The steel is ground (not stamped), and it is extremely flat on both sides to reduce run-out and vibration. Please note that depth of cut will be reduced slightly and interference between the stabilizers and the table insert may occur. You may use one or two stabilizers, depending on the application and arbor length.

Each order number consists of one pair.

ØD	Ød	B	Use With Saw Blade Diameter(s)	Tool No.
4	5/8	.098 (x2)	8 to 12	STF-4





## RE-BORING SERVICE

Most Amana Tool® saw blades, scoring saws and dado sets can be re-bored to fit special size arbors.

**Example:** If you needed a 12" x 40 tooth TCG blade (#612401) re-bored to 30mm (Bore-2), order as follows:

Quantity	Description	Item No.
1 Each	12" x 40T TCG	612401
1 Each	Re-Bore Above #612401 To 30mm	Bore-2

**Note:** For special boring requests (pin-holes, keyways, etc.) please see next page for a detailed drawing to show bore specifications and arrangement.

### Example:

**Blade:** #612401

**Main Bore:** 30mm diameter

**Pin-holes (2):** 10mm diameter each

**Pin-hole location:** 30mm from center of main bore to center of each pin-hole (60mm circle).

**Delivery:** Please allow 7-10 working days to process your order.

**Guarantee:** Blades carry the same Amana Tool® quality guarantee. However, blades are not returnable once re-bored except for defects in material or workmanship.

Bore Range	Item No.
3/4" to 1-3/8"	Bore
1-1/2" to 3-1/2"	Bore-1
20mm to 35mm	Bore-2
36mm to 75mm	Bore-3
	Bore Keyway
	Bore Pin-Hole
3/4" to 30mm	Bore - Dado

Larger sizes available on request.

### Important Note:

Due to the many different size scoring saw arbors on the market, please order carefully. **For example:** If you were to assume that the arbor hole needed was **1-3/16" (1.187")** and it was actually **30mm (1.181")**, the difference of only **.006"** (6/1000th of one inch) is enough that the blade would not fit onto the arbor properly. (1-3/16" is too large to fit on 30mm arbors and will have excessive vibration and run-out and will not run concentrically.) Conversely, if the arbor hole is **too small**, you could do damage to the arbor, blade and tensioning if you attempt to **force** the blade onto the arbor.

# DIAGRAM FOR RE-BORING OF SAW BLADES

Amana Tool® Saw Blade Part # \_\_\_\_\_

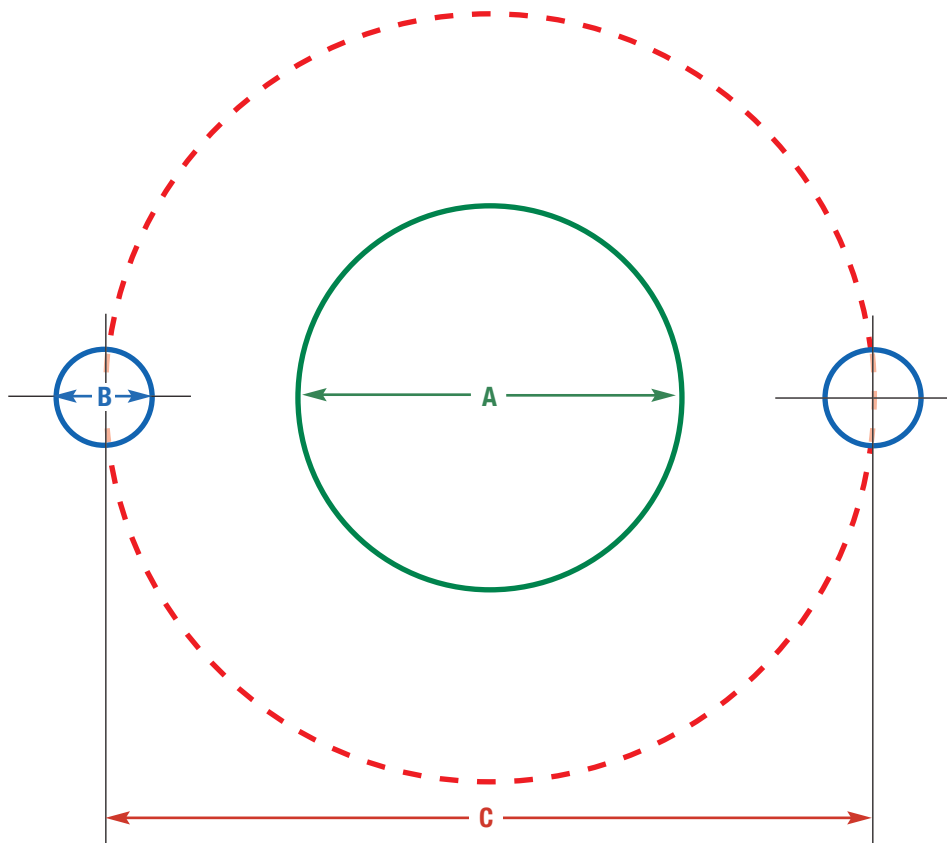
**A** - Bore Diameter \_\_\_\_\_

**B** - Pin-Hole Diameter \_\_\_\_\_

Number Of Pinholes \_\_\_\_\_

**C** - Bolt Circle Diameter \_\_\_\_\_

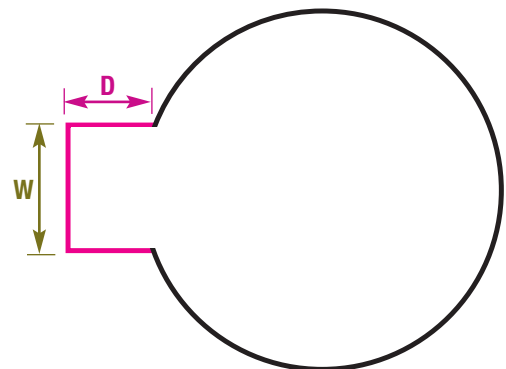
(Pin-hole Center To Pin-hole Center)



Number Of Keyways \_\_\_\_\_

**D** = Depth = \_\_\_\_\_

**W** = Width = \_\_\_\_\_





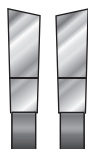
## GENERAL INFORMATION

### 1. TOOTH CONFIGURATIONS




#### Flat Top (FT)

Used on saw blades for cutting soft and hardwood along the grain (ripping).




#### Alternate Top Bevel (ATB)

Alternate right top bevel and left top bevel. Used on saw blades for general purpose and crosscutting natural wood & veneered plywood.




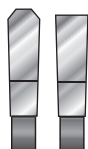
#### Alternate Top Bevel Modified (H-ATB)

Higher top bevel grind and longer tooth than our standard alternate top bevel. Used on 'MB' and 'MSB' Series blades and are specifically designed for cutting melamine chip-free on table saws without the aid of scoring units.




#### Combination Tooth (4 + 1)

Groups of four alternate top bevel and one flat ground tooth, divided by large gullets in the saw plate. Used on combination blades for general purpose wood applications.



#### Triple Chip (TCG)


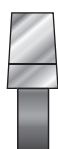
Alternate flat raker tooth and higher trapeze tooth divides the chips to achieve cuts in hard materials, MDF, OSB and plastics. Also used on blades for cutting non-ferrous materials.



#### California Triple Chip (C-TCG)

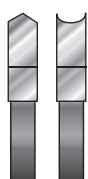
For use in miter saws in picture frame shops, window and door manufacturers or anywhere that miter machines are used.

Produces burr-free cuts in non-ferrous materials as well as splinter-free cuts in wood and wood-based products.



#### Cone Form (Conical)

Used on conical tooth scoring blades.



#### Hollow Ground (HG)


Hollow face grind is used for cutting melamine and other difficult to machine materials. Generally used on vertical panel saws (Striebig, etc.).

## GENERAL INFORMATION

### 2. TOOTH ANGLES

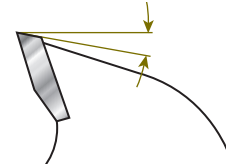
#### Hook (Rake) Angle 6° to 22°

Soft materials or rip blades require an angle of about 18° to 22° hard materials about 6°. Saw blades for cutting aluminum and melamine have a negative hook angle.



#### Top Clearance Angle 12° to 15°

This angle changes according to the hardness of material; 12° for hard and 15° for softer materials.

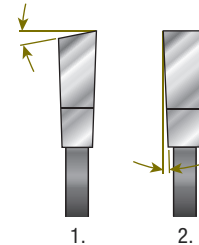


#### 1. Top Bevel Angle 8° to 12°

Normally 10°, enabling gradual penetration into material.

#### 2. Radial Side angle 1° to 2°

Allows clearance along the sides of the tooth.



### 3. GENERAL

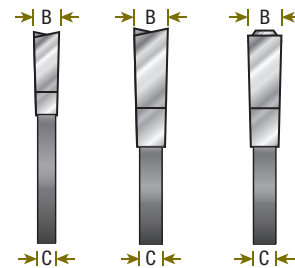
#### Kerf ('B')

Refers to the largest width of the saw tooth and is represented in decimals and/or millimeters.

#### Plate ('C')

Refers to the thickness of the steel saw body, on to which the carbide teeth are brazed. This dimension is represented in decimals and/or millimeters.

**Note:** Most industrial series saw plates are laser cut.

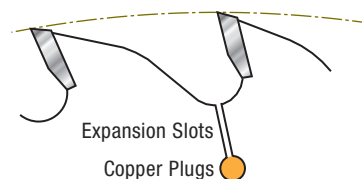


#### Expansion Slots

Allows the saw body to expand and contract under load and heat and to prevent twisting or warpage.

#### Copper Plugs

Reduces the turbulent noise created by the saw blade while it is being operated.



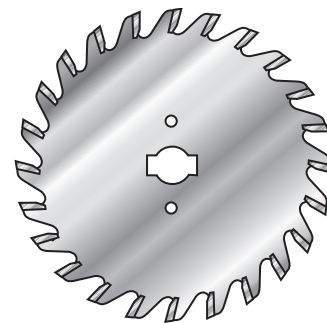
#### Bore, Pin-Holes, Keyways

Refers to the diameter of the arbor hole, pin-holes, keyways, etc. and is represented in fractions or millimeters.

**Note:** P.H. denotes pin-hole configuration, if applicable.

Example: 2/10/60 = 2 @ 10mm dia. on 60mm circle.

**Note:** A special re-boring service and bushings are available for non-standard sizes. Please see page 263.



# Safety Guidelines for saw blades



1. Always refer to your power tool owner's manual.



2. Always wear eye and ear protection during operation of power tools.



3. Disconnect the power tool from the power source before changing the saw blade.



4. Never cut stock freehand. Always use the fence or miter gauge to support the workpiece.




5. Keep your hands out of path of the saw blade.



6. Always feed the stock against the direction of the power tool rotation.

## SAFETY GUIDELINES *For Saw Blades*



- 7.** Do not use a blade that is cracked or broken, has a chipped or missing tooth, or has been dropped or damaged.



- 9.** Make certain that the arbor nut is secure before starting the saw.



- 11.** Do not attempt to cut screws, nails, staples, concrete or other foreign materials. Use saw blade only for which it was intended.



- 13.** Use a splitter or riving knife to prevent kickback.




- 8.** When mounting the saw blade, saw teeth must face the direction of power tool rotation.



- 10.** Never exceed maximum RPM of the saw blade. Each blade may differ, please see blade stencil.



- 12.** Never make adjustments to the saw while the blade is spinning.



- 14.** Before starting the saw, adjust the saw blade height 1/8" above the workpiece.





## SAFETY GUIDELINES *For Saw Blades*



**15.** Always use the guard that came with the saw.



**16.** Use a push stick to distance your hands from the blade when ripping narrow stock.



**17.** Allow saw to reach maximum RPM before starting the cut.



**18.** Make certain the workpiece is supported before starting the saw.



**19.** Never use fence(A) and the guide(B) at the same time. Do not force the blade into the cut. Use a feed rate that does not bog down the saw.



**20.** Use roller stands to support the large workpiece.



**21.** Have your saw blade professionally sharpened and inspected.



**22.** Keep the saw blade sharp and clean.

INDUSTRIAL • CARBIDE TIPPED • 3-WING

# SHAPER CUTTERS







Grooving



Profiling



Jointing



Door Making

Industrial Quality • Carbide Tipped • 3-Wing  
**Shaper Cutters**



## CARBIDE-TIPPED SHAPER CUTTERS



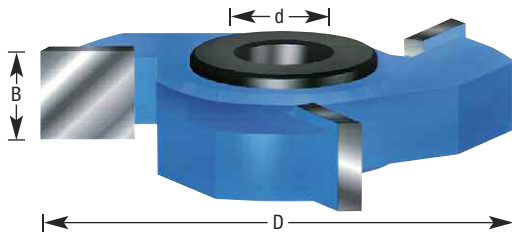
Over 250 different cutters for all your shaping needs. Extra-thick carbide tips offer many resharpenings and longer tool life. RPM rating: 12,000 and under.

Cutters are furnished with either 1/2," 3/4" or 1-1/4" bore.

Cutters with 3/4" bore include 2 reduction bushings (1/2" x 3/4") which will reduce the bore to 1/2."

Cutters with 1-1/4" bore include 2 reduction bushings (1" x 1-1/4") which will reduce the bore to 1"

### STRAIGHT EDGE




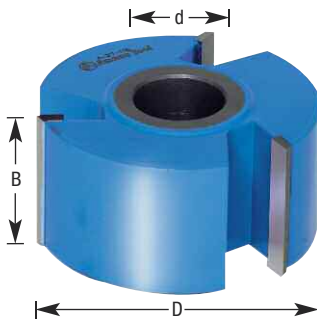


ØD	B	Ød	Tool No.
1-7/8	1/4	1/2 & 3/4	SC672
2	1/4	1/2	SC612
2-1/2	1/4	1 & 1-1/4	SC674
2-5/8	1/4	1/2 & 3/4	918 †
2-3/4	1/4	1/2 & 3/4	SC671
2-7/8	1/4	1/2 & 3/4	SC611
2-7/8	1/4	1 & 1-1/4	SC613
3-1/8	1/4	1/2 & 3/4	917 ††
3-3/8	1/4	1 & 1-1/4	SC673
3-9/16	1/4	1 & 1-1/4	SC615
2-5/8	3/8	1/2 & 3/4	953 †
2	1/2	1/2	SC614
2-1/2	1/2	1/2 & 3/4	948
2-5/8	1/2	1/2 & 3/4	954
2-5/8	3/4	1/2 & 3/4	912
2	1	1/2	SC610
2-5/8	1	1/2 & 3/4	955
2-5/8	1-1/2	1/2 & 3/4	956
2-5/8	2	1/2 & 3/4	SC632

† Due to size, furnished with only one 1/2" x 3/4" bushing.

†† Cabinet set replacement cutter, no bushing is furnished.

### HEAVY-DUTY STRAIGHT EDGE



ØD	B	Ød	Tool No.
4	1/4	1-1/4	A-27-100
4	3/8	1-1/4	A-27-102
4	1/2	1-1/4	A-27-104
4	3/4	1-1/4	A-27-106
4	1	1-1/4	A-27-108
4	1-1/4	1-1/4	A-27-110
4	1-3/4	1-1/4	A-27-114
4	2	1-1/4	A-27-116

For rub collars & bushings. See pages 332-333.

3D renderings & tool illustrations **not** shown at actual size.  
Wood profiles shown at actual size. Visit our website for additional 1:1 profiles.

# PRESTIGE™ MIGHTY ADJUSTABLE SUPER-FINE DADO/GROOVER SET NEW

*For Shapers • Accommodates Undersized Plywood*

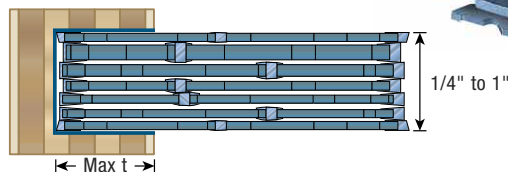

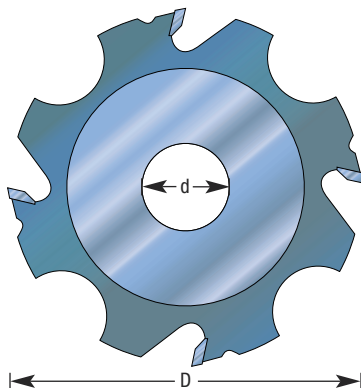
**4 Wing • ATB & FT Grind • 1/4" to 1"**

Our Prestige™ Dado Set cuts perfectly smooth edges, flat-bottom cuts and grooves both along and across the grain that are free of splinters or rough edges. This set consists of seven cutters made of a hard wearing steel tool body complete with four tungsten carbide tips. Ideal for producing different dado cuts, slots and rabbeting in softwood, hardwood and man-made boards on a shaper machine. Width can be adjusted as required using included shim set.



ØD	Hook Angle	Teeth	ATB Angle	Grind	Kerf Range	Ød	Groovers	RPM	Tool No.
4	-10°	4	15°	ATB	1/4 to 1	3/4	1/16, (2)1/8, 3/16, 1/4	6,100-10,500	61370 *

\* Includes shim set #67254.



## GROOVERS

**4 Wing • FT Grind**

ØD	Hook Angle	B	Teeth	Ød	Max t	RPM	Tool No.
4	15°	1/16	4	3/4	1-1/4	6,100-10,500	61372
4	15°	1/8	4	3/4	1-1/4	6,100-10,500	61374
4	15°	3/16	4	3/4	1-1/4	6,100-10,500	61376
4	15°	1/4	4	3/4	1-1/4	6,100-10,500	61378

## PRESTIGE™ MIGHTY DADO SHIM SET

The perfect accessory for the above dado/groover set. Each set includes 19 shims in various thicknesses for precise adjustments of your dado/groover set width. Especially useful when working with plywood and other materials that are slightly under or oversized.

**Each Shim Set #67254 includes the following:**

Quantity Shims	Color	Thickness		Ød	ØD
		Inch	mm		
5	Silver	0.002	0.05	3/4	2-1/4
6	Clear	0.010	0.25	3/4	2-1/4
8	White	0.020	0.50	3/4	2-1/4

Each Prestige™ Mighty Adjustable Dado/Groover Set Includes:

**Instruction Manual**

With Dado Configurations Including Set-Ups for Undersized Plywood




**Perfect for Crosscutting and Ripping These Materials:**



For rub collars & bushings. See pages 332-333.

3D renderings & tool illustrations **not** shown at actual size.

A stacking dado set is an ideal tool for cutting dados, grooves and tenons for strong mortise-and-tenon joinery.



Industrial Quality • Carbide Tipped  
**Shaper Cutters**







Grooving



Profiling

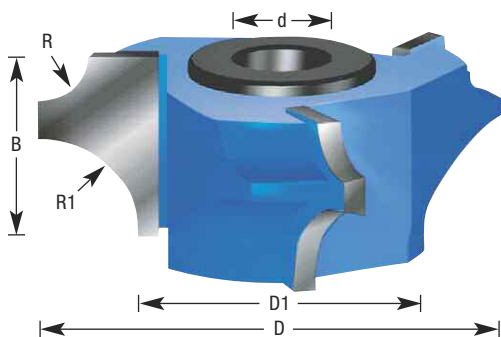


Jointing



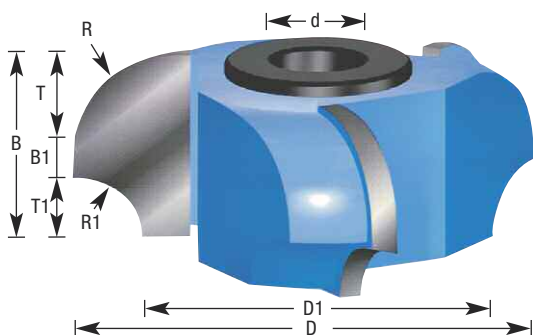
Door Making

## CORNER ROUND




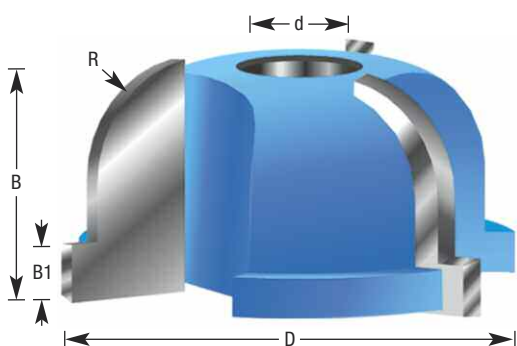
ØD	ØD1	B	R	R1	Ød	Rub Collar	Tool No.
2-5/8	1-5/8	15/16	1/4	1/2	1/2 & 3/4	C-005** C-011**	905
3-5/32	2-5/32	15/16	1/4	1/2	1 & 1-1/4	C-051***	SC680

## COVE & CORNER ROUND



ØD	ØD1	B	B1	T	T1	R	R1	Ød	Rub Collar	Tool No.
2-5/8	2	15/16	1/8	1/2	5/16	1/2	5/16	1/2 & 3/4	C-005**	950
2-3/4	1-3/4	1-3/8	3/8	1/2	1/2	1/2	1/2	1/2 & 3/4	C-006**	SC410
3	1-3/4	1-9/16	5/16	5/8	5/8	5/8	5/8	1/2 & 3/4	C-006**	SC412
3-1/4	1-3/4	1-7/8	3/8	3/4	3/4	3/4	3/4	1/2 & 3/4	C-006**	SC414
3-3/4	1-3/4	2-1/4	1/4	1	1	1	1	1/2 & 3/4	C-006**	SC416

## FLUTE & COVE



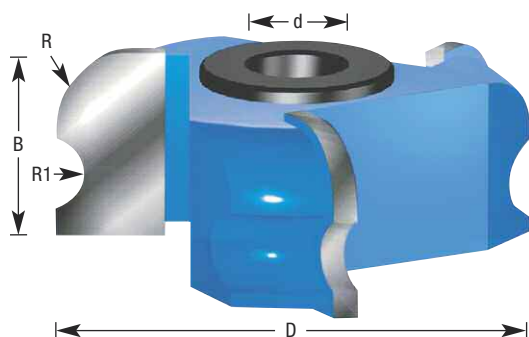
ØD	B	B1	R	Ød	Tool No.
2	1	1/4	1/2	1/2	SC600

For rub collars & bushings. See pages 332–333.

\*Rub collar for 1/2" arbor only! \*\*Rub collar for 3/4" arbor only! \*\*\*Rub collar for 1-1/4" arbor only!

3D renderings & tool illustrations **not** shown at actual size.  
Wood profiles shown at actual size. Visit our website for additional 1:1 profiles.

## 5/16" COVE & 3/8" BEAD



$\varnothing D$	B	R	R1	$\varnothing d$	Rub Collar	Tool No.
2-5/8	1	3/8	5/16	1/2 & 3/4	C-010**	951

Replacement 'T' bushing(s) #BU-550.



Grooving



Profiling



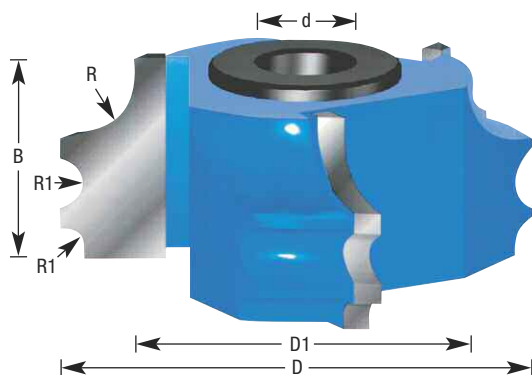
Jointing



Door Making

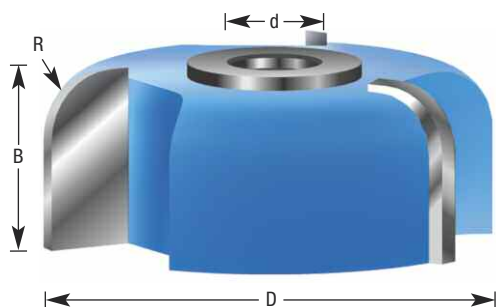
Door Making

## 1/8" TO 3/8" CORNER ROUND & 1/4" BEAD



$\varnothing D$	$\varnothing D1$	B	R	R1	$\varnothing d$	Rub Collar	Tool No.
2	1-1/4	1	3/8	1/8	1/2	C-002*	SC602
2-5/8	1-7/8	15/16	3/8	1/8	1/2 & 3/4	C-008**	952

## DROP LEAF COVE



$\varnothing D$	B	R	$\varnothing d$	Rub Collar	Tool No.
2-5/8	1	3/8	1/2 & 3/4	C-008**	SC634

For rub collars & bushings. See pages 332-333.

\*Rub collar for 1/2" arbor only! \*\*Rub collar for 3/4" arbor only! \*\*\*Rub collar for 1-1/4" arbor only!

3D renderings & tool illustrations **not** shown at actual size.

Wood profiles shown at actual size. Visit our website for additional 1:1 profiles.



Industrial Quality • Carbide Tipped • 3-Wing  
**Shaper Cutters**



Grooving



Profiling

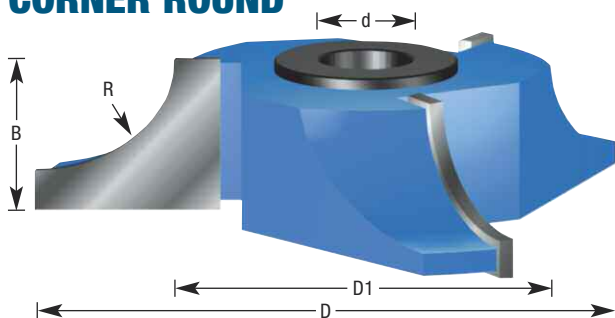


Jointing



Door Making

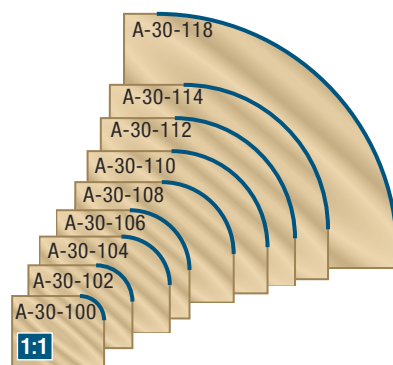
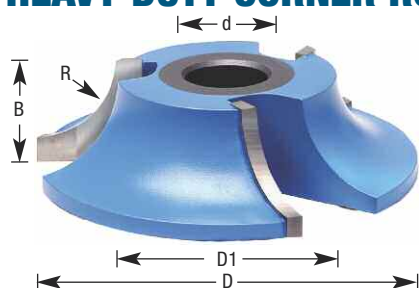
## CORNER ROUND



Description	ØD	ØD1	B	R	Ød	Rub Collar	Tool No.
Corner Round	3-5/8	2-1/8	1	3/4	1/2 & 3/4	C-011**	959
Drop Leaf-Bead	2-5/8	1-5/8	1	1/2	1/2 & 3/4	C-005**	SC636

Replacement 'T' bushing(s) #BU-550.


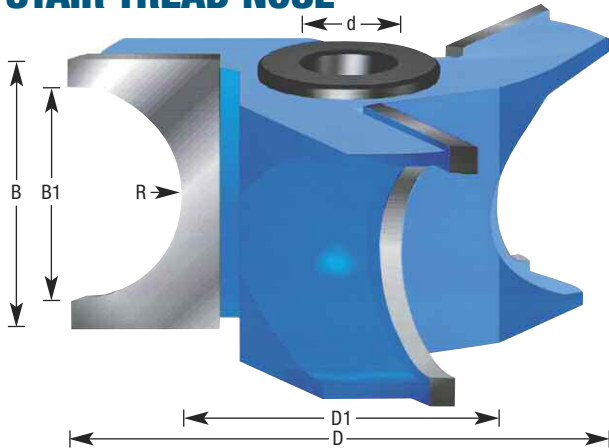
## HEAVY-DUTY CORNER ROUND



Counter-clockwise rotation: Wood face-down

ØD	ØD1	R	B	Ød	Rub Collar	Tool No.
4	3-3/4	1/8	3/8	1-1/4	C-038	A-30-100
4	3-5/8	3/16	7/16	1-1/4	C-037	A-30-102
4	3-1/2	1/4	1/2	1-1/4	C-035	A-30-104
4	3-3/8	5/16	9/16	1-1/4	C-034	A-30-106
4	3-1/4	3/8	5/8	1-1/4	C-033	A-30-108
4	3	1/2	3/4	1-1/4	C-032	A-30-110
4	2-3/4	5/8	7/8	1-1/4	C-031	A-30-112
4	2-1/2	3/4	1	1-1/4	C-017	A-30-114
4-1/2	2-1/2	1	1-1/4	1-1/4	C-017	A-30-116
4-1/2	2-1/2	1-1/4	1-1/2	1-1/4	C-017	A-30-118

## STAIR TREAD NOSE



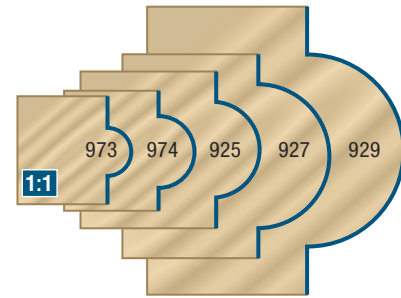
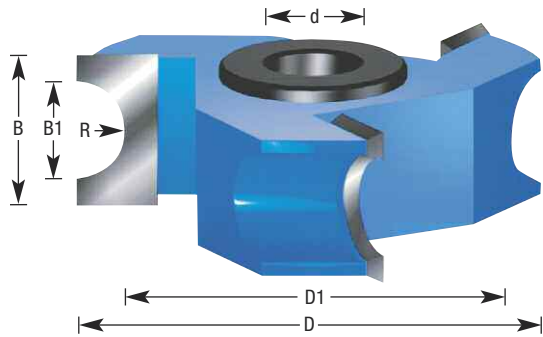
ØD	ØD1	B	B1	R	Ød	Rub Collar	Tool No.
3-3/8	1-7/8	1-1/2	1-1/8	9/16	1/2 & 3/4	C-008**	932

For rub collars & bushings. See pages 332-333.

\*Rub collar for 1/2" arbor only! \*\*Rub collar for 3/4" arbor only! \*\*\*Rub collar for 1-1/4" arbor only!

3D renderings & tool illustrations **not** shown at actual size.  
Wood profiles shown at actual size. Visit our website for additional 1:1 profiles.

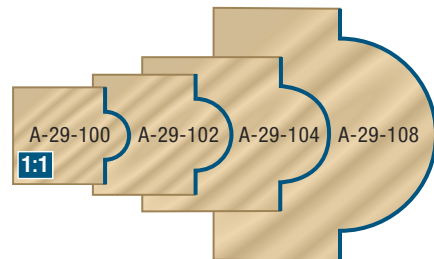

## BULL NOSE



Description	ØD	ØD1	B	B1	R	Ød	Rub Collar	Tool No.
1/4 Bead	2-5/8	2-3/8	9/16	1/4	1/8	1/2 & 3/4	C-015**	973 †
3/8 Bead	2-5/8	2-1/4	5/8	3/8	3/16	1/2 & 3/4	C-025**	974
1/2 Bead	2-5/8	2-1/8	13/16	1/2	1/4	1/2 & 3/4	C-011**	925
5/8 Bead	2-5/8	2	15/16	5/8	5/16	1/2 & 3/4	C-010**	923
3/4 Bead	2-5/8	1-7/8	1-1/16	3/4	3/8	1/2 & 3/4	C-008**	927
1 Bead	2-5/8	1-5/8	1-1/2	1	1/2	1/2 & 3/4	C-005**	929
1-1/4 Bead	3-9/16	2-5/16	1-5/8	1-1/4	5/8	1 & 1-1/4	C-040***	SC570
1-1/2 Bead	3-13/16	2-5/16	2	1-1/2	3/4	1 & 1-1/4	C-040***	SC572
2 Bead	4-5/16	2-5/16	2-1/2	2	1	1 & 1-1/4	C-040***	SC574

† Due to size, furnished with only one 1/2" x 3/4" bushing.

## HEAVY-DUTY BEAD (BULL NOSE)



ØD	ØD1	R	B	B1	Ød	Rub Collar	Tool No.
4	3-3/4	1/8	1/2	1/4	1-1/4	C-038	A-29-100
4	3-5/8	3/16	5/8	3/8	1-1/4	C-037	A-29-102
4	3-1/2	1/4	13/16	1/2	1-1/4	C-035	A-29-104
4	3-1/4	3/8	1-1/8	3/4	1-1/4	C-033	A-29-106
4	3	1/2	1-5/16	1	1-1/4	C-032	A-29-108

For rub collars & bushings. See pages 332-333.

\*Rub collar for 1/2" arbor only! \*\*Rub collar for 3/4" arbor only! \*\*\*Rub collar for 1-1/4" arbor only!

3D renderings & tool illustrations **not** shown at actual size.  
Wood profiles shown at actual size. Visit our website for additional 1:1 profiles.



Grooving



Profiling



Joining



Door Making

Industrial Quality • Carbide Tipped • 3-Wing  
**Shaper Cutters**





Grooving



Profiling

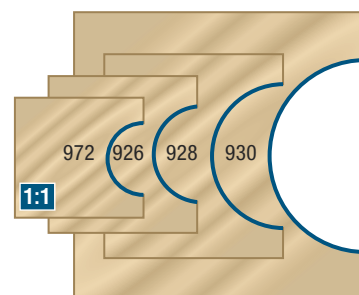
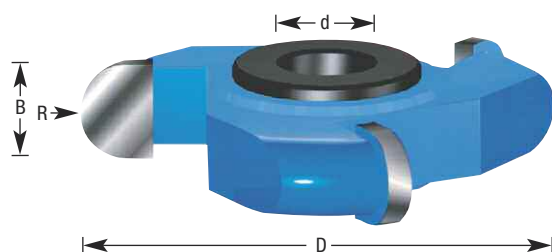


Jointing



Door Making

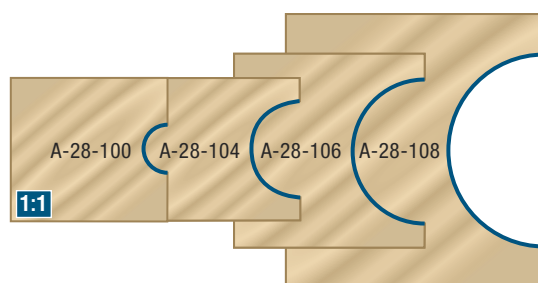
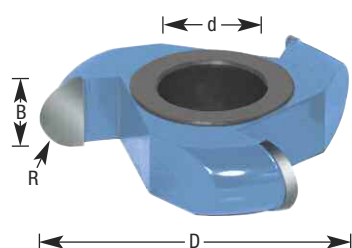
## FLUTE (CONVEX)



Description	ØD	B	R	Ød	Rub Collar	Tool No.
1/4 Flute	2-5/8	1/4	1/8	1/2 & 3/4	C-015**	971 †
3/8 Flute	2-5/8	3/8	3/16	1/2 & 3/4	C-025**	972 †
1/2 Flute	2-5/8	1/2	1/4	1/2 & 3/4	C-011**	926
3/4 Flute	2-5/8	3/4	3/8	1/2 & 3/4	C-008**	928
1 Flute	2-5/8	1	1/2	1/2 & 3/4	C-005**	930
1-1/4 Flute	3-1/4	1-1/4	5/8	1 & 1-1/4	C-050***	SC532
1-1/2 Flute	3-1/2	1-1/2	3/4	1 & 1-1/4	C-050***	SC534
2 Flute	4	2	1	1 & 1-1/4	C-050***	SC536

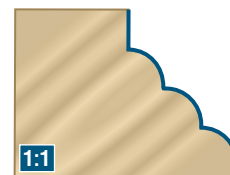
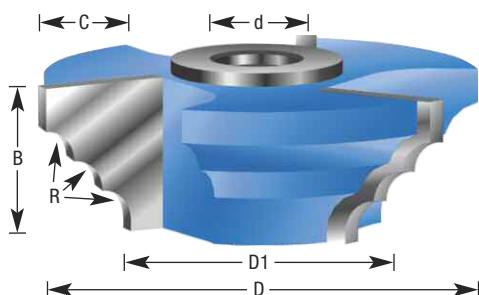
† Due to size, furnished with only one 1/2" x 3/4" bushing.

## HEAVY-DUTY FLUTE (CONVEX)



ØD	R	B	Ød	Rub Collar	Tool No.
4	1/8	1/4	1-1/4	C-038	A-28-100
4	1/4	1/2	1-1/4	C-035	A-28-104
4	3/8	3/4	1-1/4	C-033	A-28-106
4	1/2	1	1-1/4	C-032	A-28-108

## CORNER TRIPLE BEAD



ØD	ØD1	B	C	R	Ød	Rub Collar	Tool No.
2-5/8	1-1/2	7/8	9/16	3/16	1/2 & 3/4	C-043**	SC624


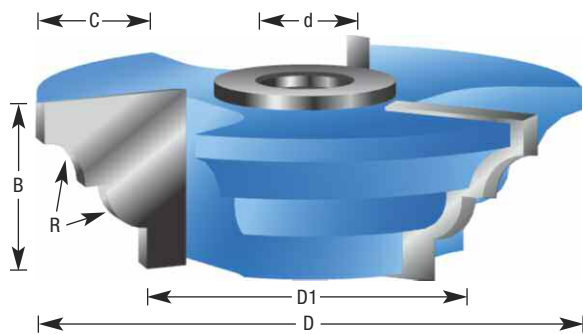
For rub collars & bushings. See pages 332-333.

\*Rub collar for 1/2" arbor only! \*\*Rub collar for 3/4" arbor only! \*\*\*Rub collar for 1-1/4" arbor only!

3D renderings & tool illustrations **not** shown at actual size.

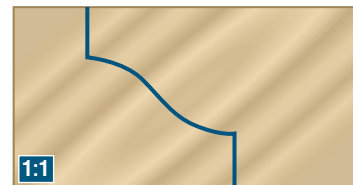
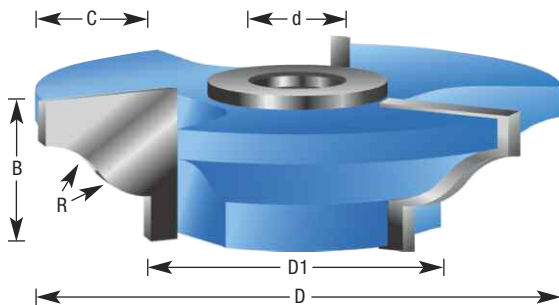
Wood profiles shown at actual size. Visit our website for additional 1:1 profiles.

## MATCHED/REVERSIBLE DETAIL BEAD & COVE




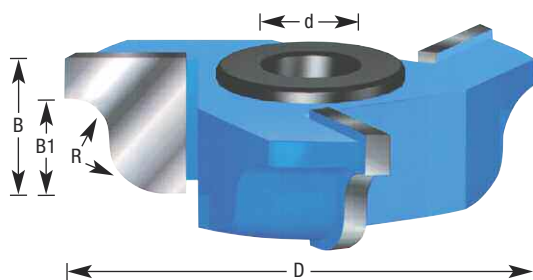
$\varnothing D$	$\varnothing D1$	B	C	R	$\varnothing d$	Rub Collar	Tool No.
3	1-3/4	15/16	5/8	1/4	1/2 & 3/4	C-006**	SC646

## MATCHED/REVERSIBLE CORNER BEAD



$\varnothing D$	$\varnothing D1$	B	C	R	$\varnothing d$	Rub Collar	Tool No.
3-3/8	1-7/8	15/16	3/4	1/2	1/2 & 3/4	C-008**	SC648

## MATCHED/REVERSIBLE OGEE



$\varnothing D$	B	B1	R	$\varnothing d$	Rub Collar	Tool No.
2-5/8	3/4	1/2	1/4	1/2 & 3/4	C-005**	906
3-1/8	3/4	1/2	1/4	1 & 1-1/4	C-051**	SC682

For rub collars & bushings. See pages 332-333.

\*Rub collar for 1/2" arbor only! \*\*Rub collar for 3/4" arbor only! \*\*\*Rub collar for 1-1/4" arbor only!

3D renderings & tool illustrations **not** shown at actual size.  
Wood profiles shown at actual size. Visit our website for additional 1:1 profiles.



Grooving



Profiling



Joining



Door Making

Industrial Quality • Carbide Tipped • 3-Wing  
**Shaper Cutters**



Grooving



Profiling

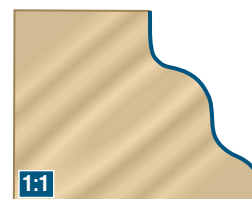
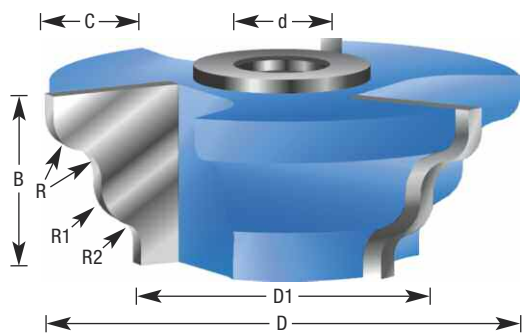


Jointing



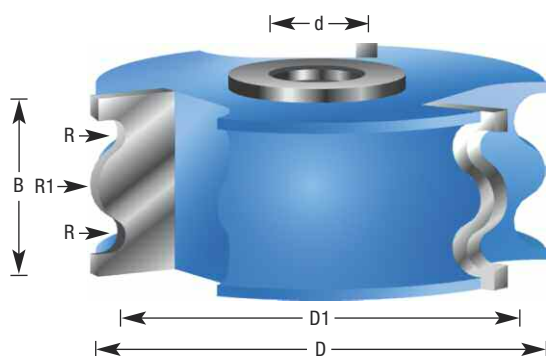
Door  
Making

## WAVE EDGE



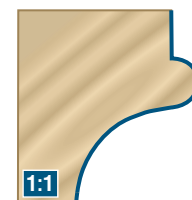
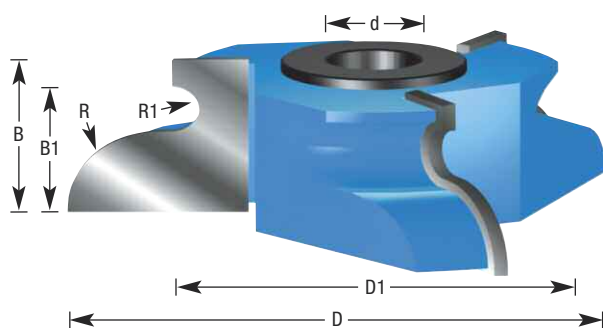
ØD	ØD1	B	C	R	R1	R2	Ød	Rub Collar	Tool No.
2-3/4	1-5/8	1	9/16	3/16	1/4	1/8	1/2 & 3/4	C-005**	SC626

## ROUNDED FLUTE



ØD	ØD1	B	R	R1	Ød	Rub Collar	Tool No.
2-5/8	2-5/16	1	3/32	7/32	1/2 & 3/4	C-013**	SC628

## OGEE & BEAD TABLE EDGE



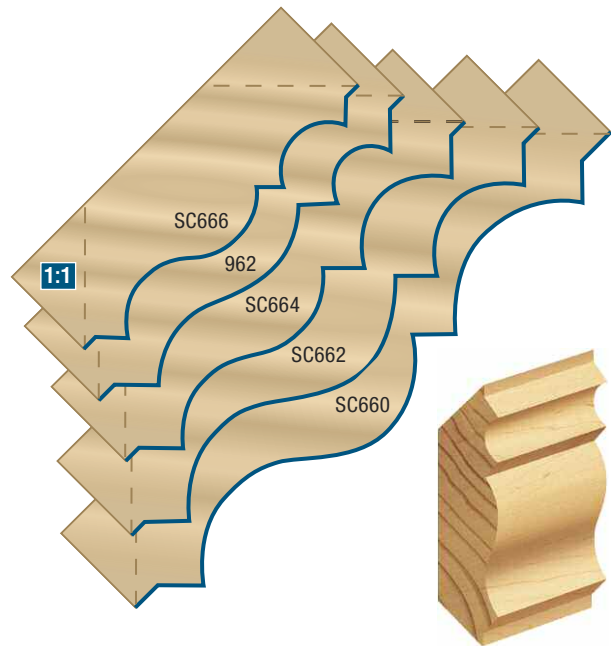
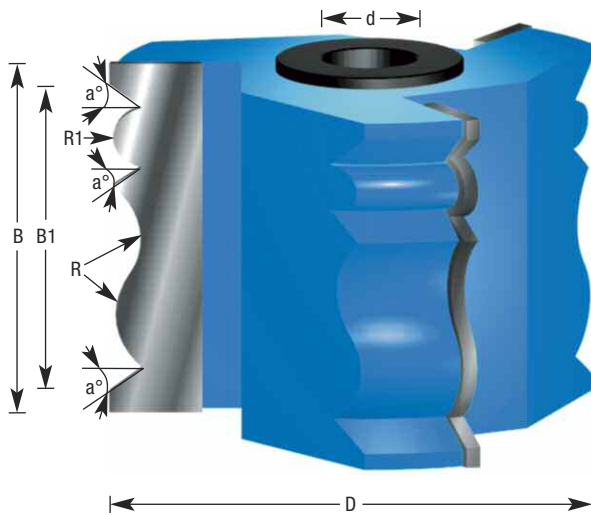
ØD	ØD1	B	B1	R	R1	Ød	Rub Collar	Tool No.
3-1/4	2-1/8	1	3/4	1/2	1/8	1/2 & 3/4	C-007**	958

For rub collars & bushings. See pages 332-333.

\*Rub collar for 1/2" arbor only! \*\*Rub collar for 3/4" arbor only! \*\*\*Rub collar for 1-1/4" arbor only!

3D renderings & tool illustrations **not** shown at actual size.  
Wood profiles shown at actual size. Visit our website for additional 1:1 profiles.

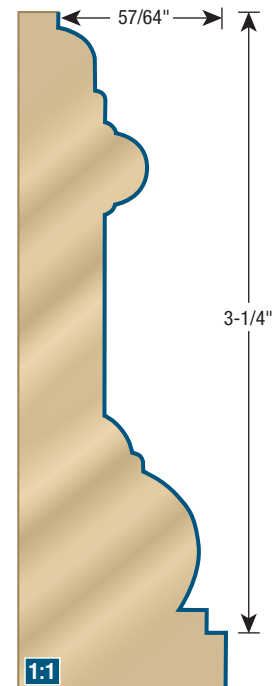
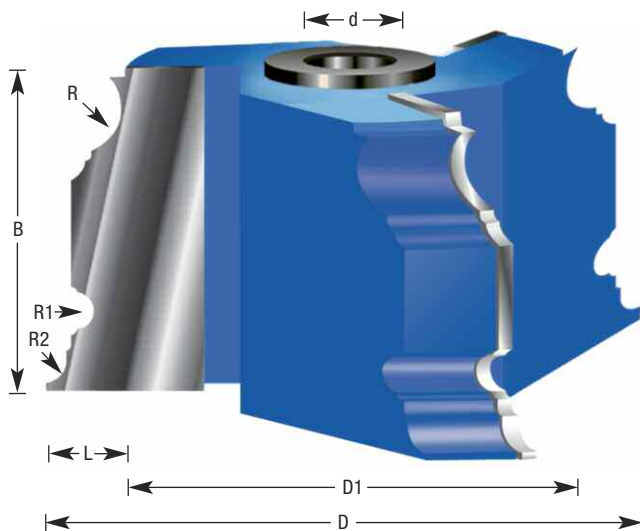
## CROWN MOLDING



ØD	B	B1	a°	R	R1	Ød	Rub Collar	Tool No.
2-3/4	2-1/4	2	45°	1/2	3/16	1/2 & 3/4	C-027**	962
3-1/2	2	1-3/4	45°	11/32	1/4	1	C-049***	SC666
3-1/2	2-1/2	2-1/4	45°	13/32	11/32	1 & 1-1/4	—	SC664
3-1/2	3	2-3/4	45°	17/32	11/32	1 & 1-1/4	—	SC662
3-1/2	3-1/2	3-1/4	45°	9/16	1/2	1 & 1-1/4	—	SC660

## BASE MOLDING NEW

3 Wing



ØD	ØD1	B	R	R1	R2	L	Ød	Rub Collar	Tool No.
4-9/64	2-23/64	3-5/16	29/64	3/16	7/32	7/8	1 & 1-1/4	C-040***	SC668

For rub collars & bushings. See pages 332–333.

\*Rub collar for 1/2" arbor only! \*\*Rub collar for 3/4" arbor only! \*\*\*Rub collar for 1-1/4" arbor only!

3D renderings & tool illustrations **not** shown at actual size.  
Wood profiles shown at actual size. Visit our website for additional 1:1 profiles.



Industrial Quality • Carbide Tipped • 3-Wing  
**Shaper Cutters**





Grooving



Profiling


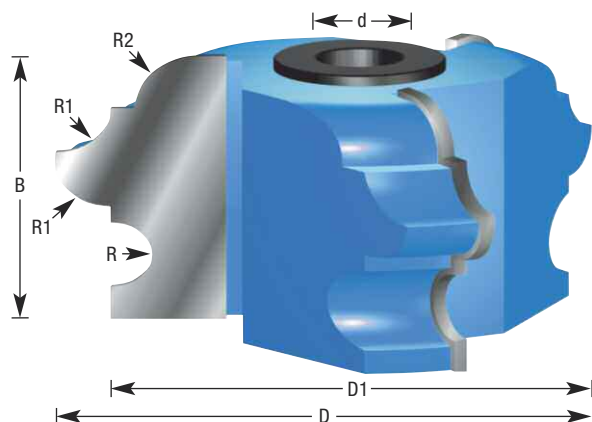


Jointing




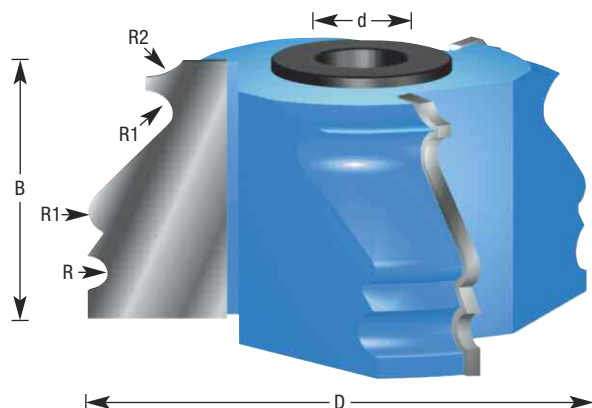
Door Making

## MULTI-FORM



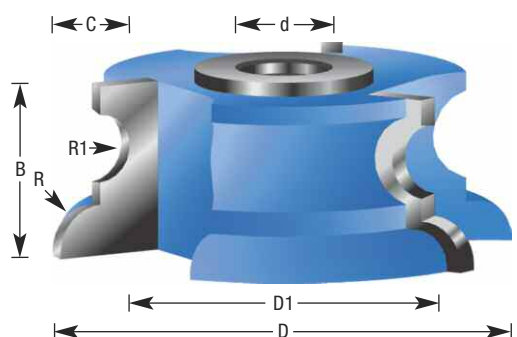
ØD	ØD1	B	R	R1	R2	Ød	Rub Collar	Tool No.
3-1/2	2-7/8	1-7/8	1/4	5/16	3/8	1/2 & 3/4	C-007**	965

## MOLDING



ØD	B	R	R1	R2	Ød	Rub Collar	Tool No.
3	1-3/4	1/8	5/32	1/4	1/2 & 3/4	C-010**	966

## MOLDING



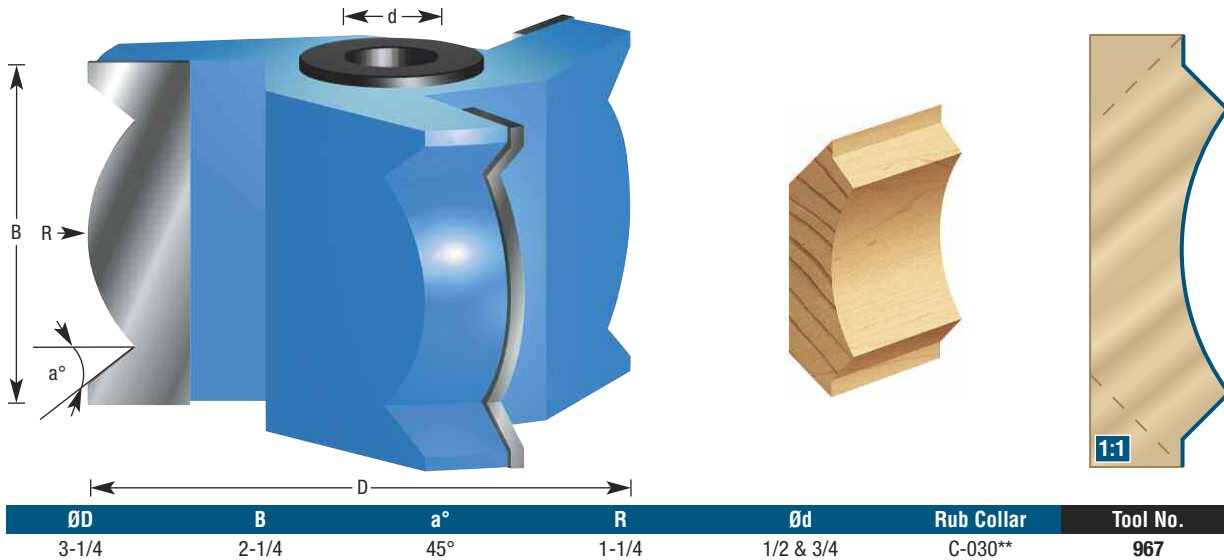
ØD	ØD1	B	C	R	R1	Ød	Rub Collar	Tool No.
2-5/8	1-3/4	15/16	7/16	1/4	3/16	1/2 & 3/4	C-006**	SC630

For rub collars & bushings. See pages 332-333.

\*Rub collar for 1/2" arbor only! \*\*Rub collar for 3/4" arbor only! \*\*\*Rub collar for 1-1/4" arbor only!

3D renderings & tool illustrations **not** shown at actual size.  
Wood profiles shown at actual size. Visit our website for additional 1:1 profiles.

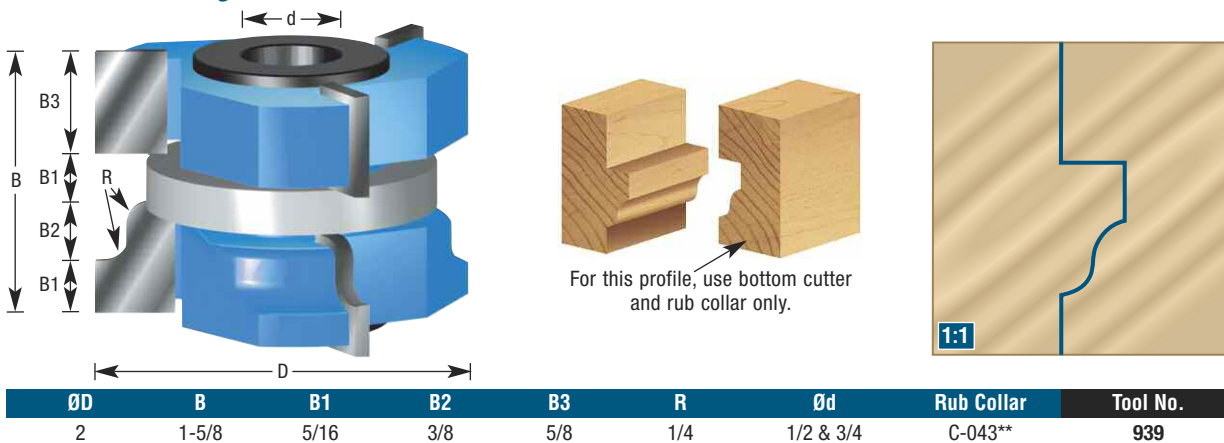
## CROWN MOLDING



Replacement 'T' bushing(s) #BU-550.

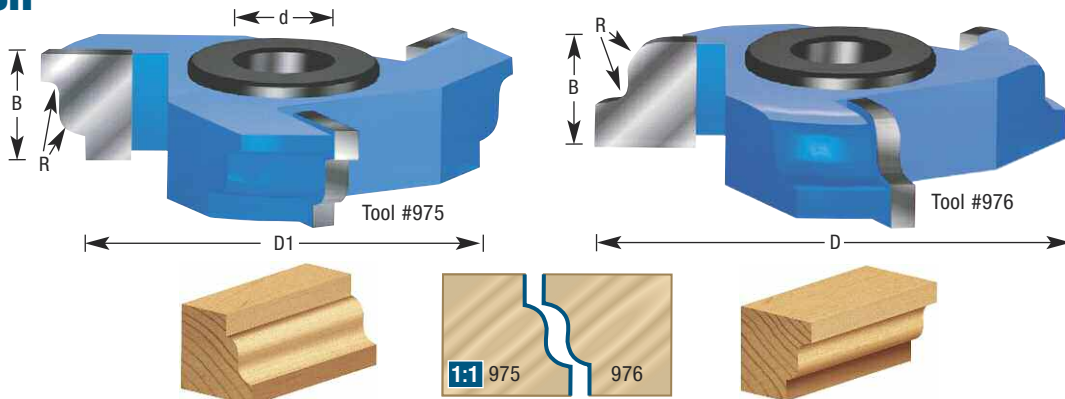
## WINDOW SASH

*With Ball Bearing Rub Collar*



For this profile, use bottom cutter and rub collar only.

## SASH



Description	ØD	ØD1	B	R	Ød	Rub Collar	Tool No.
Female Sash	2-5/8	2-1/8	5/8	1/8	1/2 & 3/4	C-024**	975
Male Sash	2-5/8	2-1/8	5/8	1/8	1/2 & 3/4	C-024**	976

For rub collars & bushings. See pages 332-333.

\*Rub collar for 1/2" arbor only! \*\*Rub collar for 3/4" arbor only! \*\*\*Rub collar for 1-1/4" arbor only!

3D renderings & tool illustrations **not** shown at actual size.  
Wood profiles shown at actual size. Visit our website for additional 1:1 profiles.



Industrial Quality • Carbide Tipped • 3-Wing  
**Shaper Cutters**



Grooving



Profiling




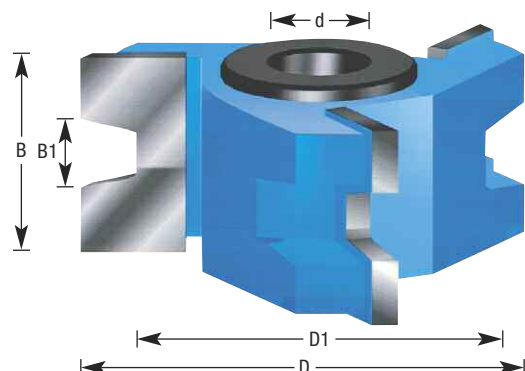
Joining




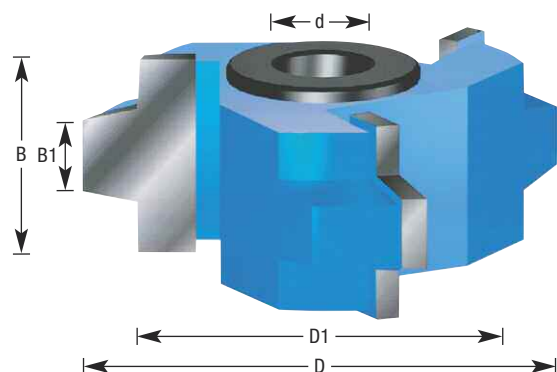
Door Making

## JOINERY

### Wedge Tongue & Groove



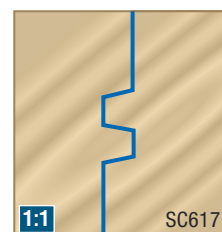
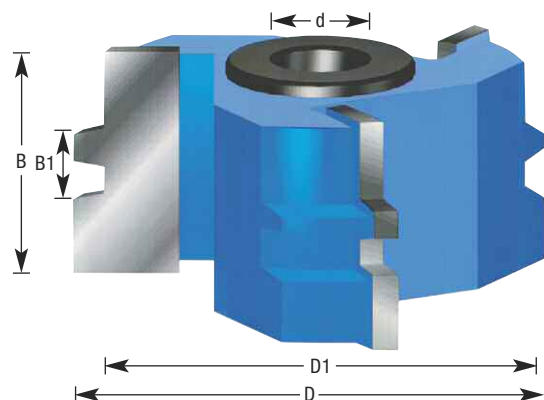
ØD	ØD1	B	B1	Ød	Rub Collar	Tool No.
2-5/8	2	15/16	11/32	1/2 & 3/4	C-010**	903



ØD	ØD1	B	B1	Ød	Rub Collar	Tool No.
2-5/8	2	15/16	11/32	1/2 & 3/4	C-010**	904

Replacement 'T' bushing(s) #BU-550.

## GLUE JOINT



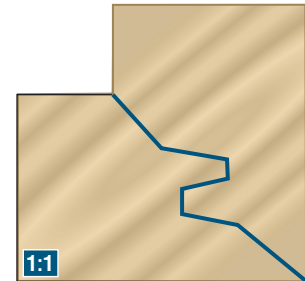

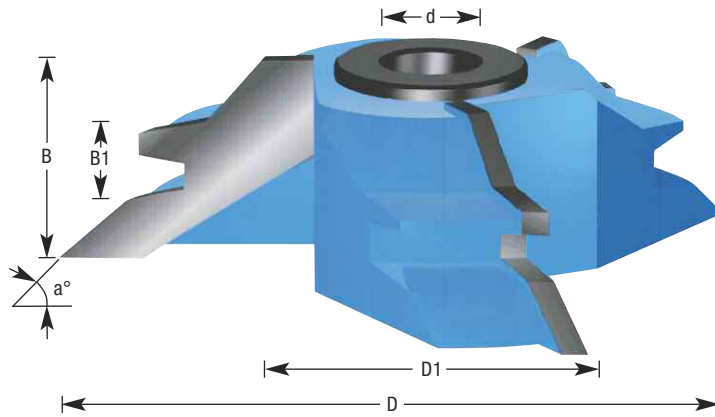
ØD	ØD1	B	B1	Ød	Rub Collar	Tool No.
2-5/8	2-1/4	1-3/16	3/8	1/2 & 3/4	C-026**	911
2-13/16	2-1/2	1-3/16	3/8	1 & 1-1/4	C-017**	SC617

For rub collars & bushings. See pages 332-333.

\*Rub collar for 1/2" arbor only! \*\*Rub collar for 3/4" arbor only! \*\*\*Rub collar for 1-1/4" arbor only!

3D renderings & tool illustrations **not** shown at actual size.  
Wood profiles shown at actual size. Visit our website for additional 1:1 profiles.

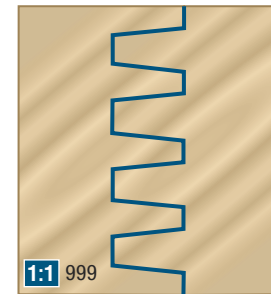
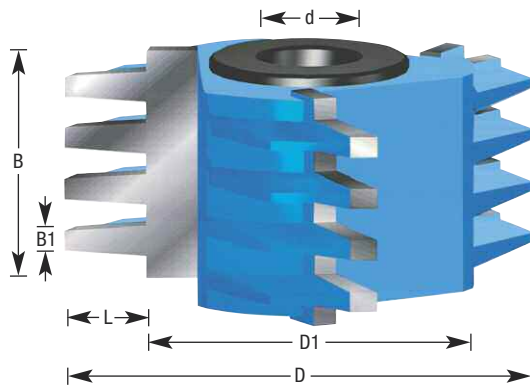
## LOCK MITER



ØD	ØD1	B	B1	a°	Ød	Rub Collar	Tool No.
3-3/4	2	1	3/8	45°	1/2 & 3/4	C-006**	998
4-17/32	2-31/64	1	3/8	45°	1 & 1-1/4	C-017***	SC619

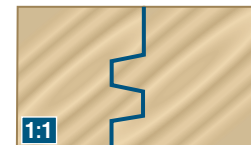
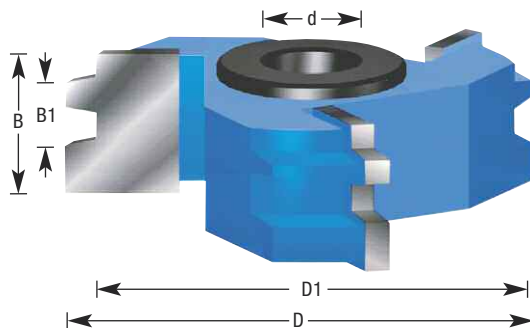
Replacement 'T' bushing(s) #BU-550.

## FINGER JOINT



ØD	ØD1	B	B1	L	Ød	Rub Collar	Tool No.
2-7/8	2-1/8	1-1/2	11/32	3/8	1/2 & 3/4	C-011**	999
3	2-1/4	1-1/2	13/64	3/8	1 & 1-1/4	—	SC300 <b>NEW</b>

## GLUE JOINT



ØD	ØD1	B	B1	Ød	Rub Collar	Tool No.
2-5/8	2-3/8	3/4	11/32	1/2 & 3/4	C-014**	933

For rub collars & bushings. See pages 332–333.

\*Rub collar for 1/2" arbor only! \*\*Rub collar for 3/4" arbor only! \*\*\*Rub collar for 1-1/4" arbor only!

3D renderings & tool illustrations **not** shown at actual size.  
Wood profiles shown at actual size. Visit our website for additional 1:1 profiles.







Grooving



Profiling




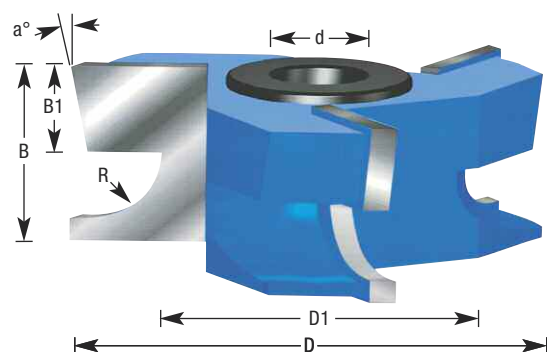
Jointing



Door Making


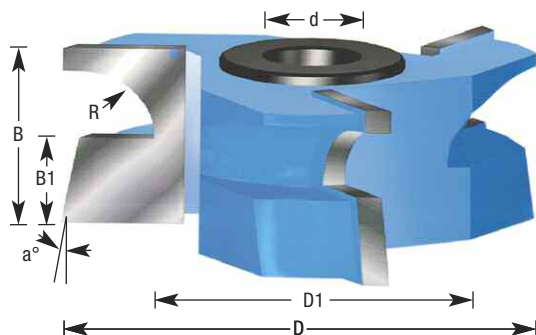
## DOOR LIP

Corner Round & Rabbet  
(counter-clockwise, rabbet up)



ØD	ØD1	B	B1	R	a°	Ød	Rub Collar	Tool No.
2-5/8	1-3/4	1-3/16	5/8	3/8	10°	1/2 & 3/4	C-006**	900

Corner Round & Taper Rabbet  
(counter-clockwise, rabbet down)



ØD	ØD1	B	B1	R	a°	Ød	Rub Collar	Tool No.
2-5/8	1-3/4	1-1/4	11/16	3/8	10°	1/2 & 3/4	C-006**	901

Replacement 'T' bushing(s) #BU-550.


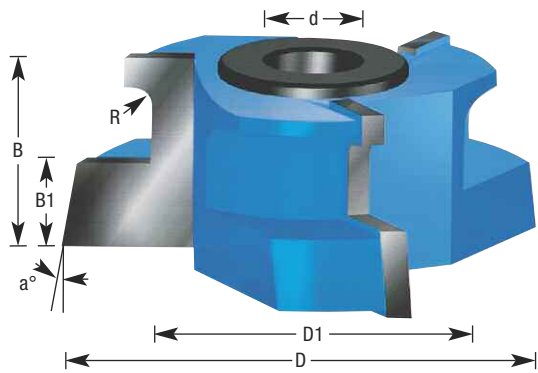
For rub collars & bushings. See pages 332-333.

\*Rub collar for 1/2" arbor only! \*\*Rub collar for 3/4" arbor only! \*\*\*Rub collar for 1-1/4" arbor only!

3D renderings & tool illustrations **not** shown at actual size.  
Wood profiles shown at actual size. Visit our website for additional 1:1 profiles.

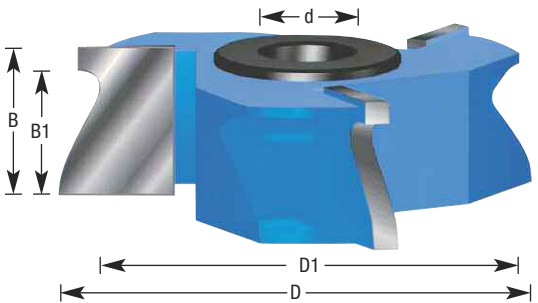
## DOOR LIP

Corner Round & Taper Rabbet  
(counter-clockwise, rabbet down)



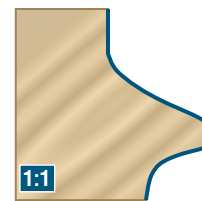
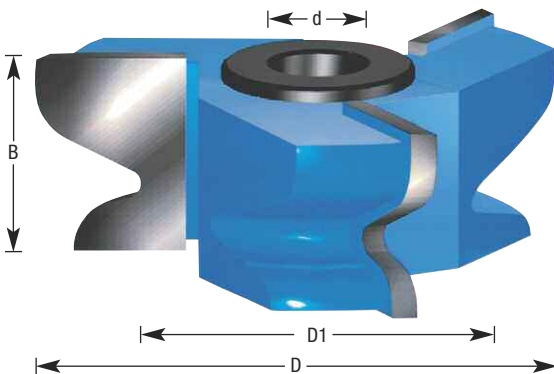
ØD	ØD1	B	B1	R	a°	Ød	Rub Collar	Tool No.
2-5/8	2	1	7/16	1/8	10°	1/2 & 3/4	C-006**	991

## Corner Round & Ogee



ØD	ØD1	B	B1	Ød	Rub Collar	Tool No.
2-5/8	2-1/4	1	13/16	1/2 & 3/4	C-023**	992

## Ogee & Cove



ØD	ØD1	B	Ød	Rub Collar	Tool No.
2-5/8	1-1/2	1	1/2 & 3/4	47806**	993

For rub collars & bushings. See pages 332-333.

\*Rub collar for 1/2" arbor only! \*\*Rub collar for 3/4" arbor only! \*\*\*Rub collar for 1-1/4" arbor only!

3D renderings & tool illustrations **not** shown at actual size.  
Wood profiles shown at actual size. Visit our website for additional 1:1 profiles.



Grooving



Profiling



Joining



Door Making

Industrial Quality • Carbide Tipped • 3-Wing  
**Shaper Cutters**



Grooving



Profiling




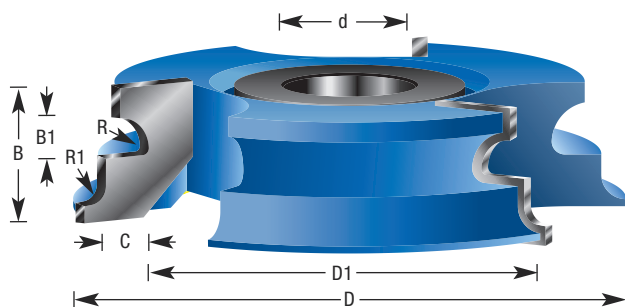
Jointing



Door Making

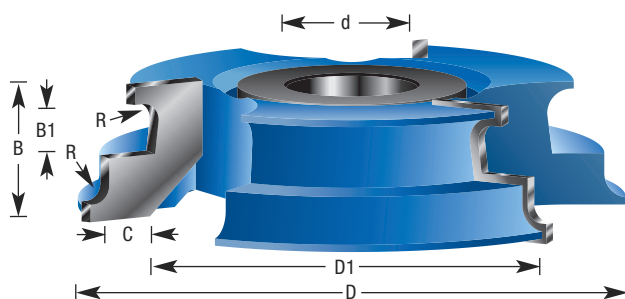
## DOOR LIP

Ogee & Cove



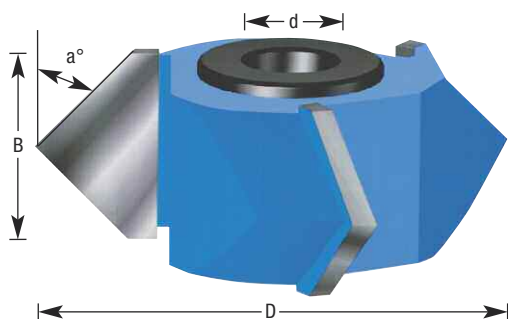
ØD	ØD1	B	B1	C	R	R1	Ød	Rub Collar	Tool No.
4-5/16	3-1/8	1-1/32	9/32	3/8	1/4	1/8	1 & 1-1/4	C-049***	SC462

Ogee & Cove



ØD	ØD1	B	B1	C	R	Ød	Tool No.
4-5/16	3-1/8	1-1/32	3/8	13/32	1/8	1 & 1-1/4	SC464

## 90° 'V' GROOVE



ØD	B	a°	Ød	Rub Collar	Tool No.
2-5/8	15/16	45°	1/2 & 3/4	47810**	957

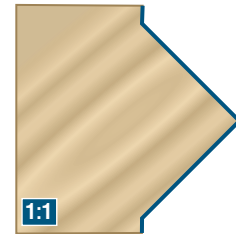
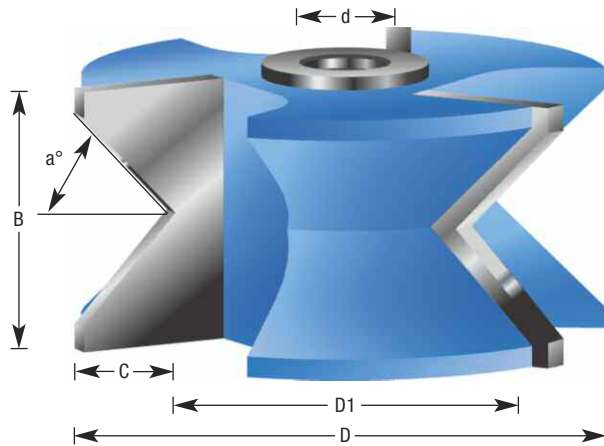
For rub collars & bushings. See pages 332-333.

\*Rub collar for 1/2" arbor only! \*\*Rub collar for 3/4" arbor only! \*\*\*Rub collar for 1-1/4" arbor only!

3D renderings & tool illustrations **not** shown at actual size.  
Wood profiles shown at actual size. Visit our website for additional 1:1 profiles.

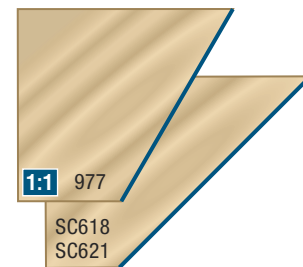
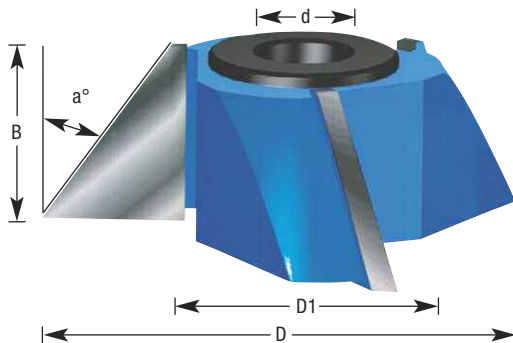
## BEVEL

### 90° Double Bevel



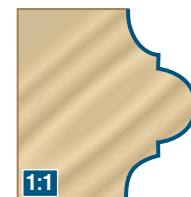
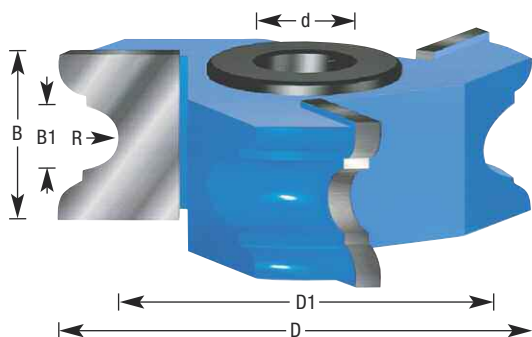
ØD	ØD1	B	a°	C	Ød	Rub Collar	Tool No.
2-5/8	1-11/16	1-3/16	45°	1/2	1/2 & 3/4	C-005**	SC638

## BEVEL



Description	ØD	ØD1	B	a°	Ød	Rub Collar	Tool No.
30° Bevel	2-5/8	1-3/8	1	30°	1/2 & 3/4	C-044**	977
45° Bevel	3-1/2	1-1/2	1	45°	1/2 & 3/4	C-011**	SC618
45° Bevel	4	2	1	45°	1 & 1-1/4	C-050***	SC621 <b>NEW</b>

## CLASSICAL



ØD	ØD1	B	B1	R	Ød	Rub Collar	Tool No.
2-5/8	2	1	3/8	3/16	1/2 & 3/4	C-004**	964

For rub collars & bushings. See pages 332-333.

\*Rub collar for 1/2" arbor only! \*\*Rub collar for 3/4" arbor only! \*\*\*Rub collar for 1-1/4" arbor only!

3D renderings & tool illustrations **not** shown at actual size.  
Wood profiles shown at actual size. Visit our website for additional 1:1 profiles.



Door Making

Industrial Quality • Carbide Tipped • 3-Wing  
**Shaper Cutters**





Grooving



Profiling

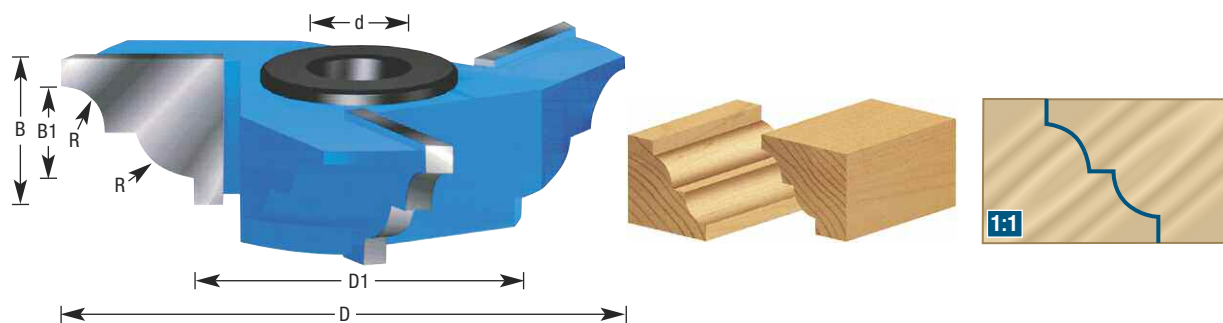


Joining



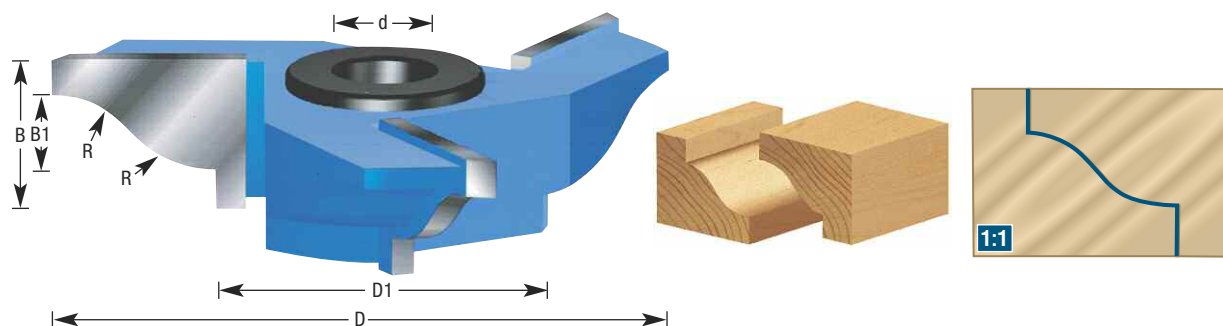
Door Making

## REVERSIBLE/MATCHED COVE & BEAD



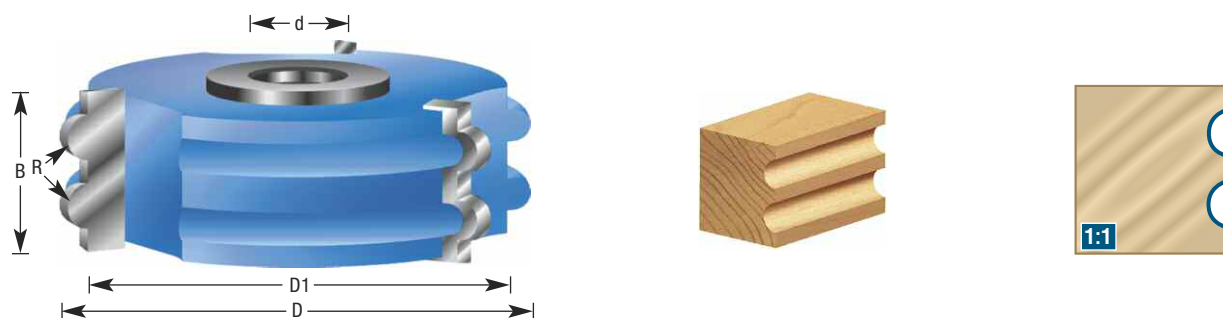
ØD	ØD1	B	B1	R	Ød	Rub Collar	Tool No.
3	1-3/4	3/4	1/2	15/64	1/2 & 3/4	C-006**	968

## REVERSIBLE/MATCHED OGEE



ØD	ØD1	B	B1	R	Ød	Rub Collar	Tool No.
3-1/4	1-3/4	7/8	3/8	1/2	1/2 & 3/4	C-006**	969

## DOUBLE FLUTE COVE



ØD	ØD1	B	R	Ød	Rub Collar	Tool No.
2-5/8	2-3/8	7/8	1/8	1/2 & 3/4	C-015**	SC620


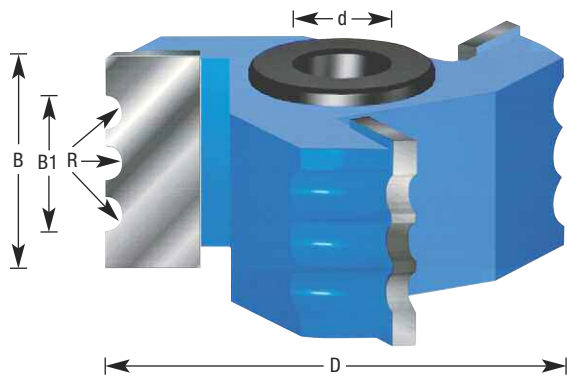
Replacement 'T' bushing(s) #BU-550.

For rub collars & bushings. See pages 332-333.

\*Rub collar for 1/2" arbor only! \*\*Rub collar for 3/4" arbor only! \*\*\*Rub collar for 1-1/4" arbor only!

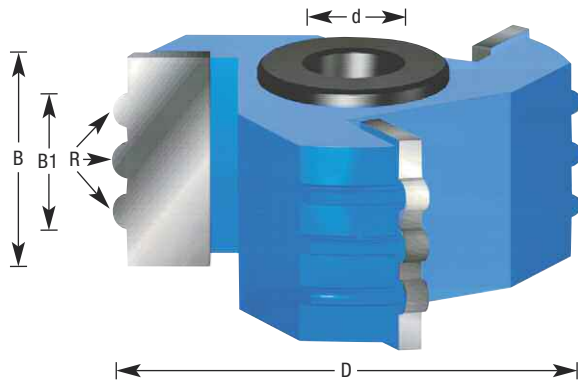
3D renderings & tool illustrations **not** shown at actual size.  
Wood profiles shown at actual size. Visit our website for additional 1:1 profiles.

## TRIPLE BEAD



ØD	B	B1	R	Ød	Rub Collar	Tool No.
2-5/8	1	5/8	5/64	1/2 & 3/4	C-015**, C-028**	960

## TRIPLE FLUTING



ØD	B	B1	R	Ød	Rub Collar	Tool No.
2-5/8	1	5/8	5/64	1/2 & 3/4	C-015**, C-028**	961

For rub collars & bushings. See pages 332–333.

\*Rub collar for 1/2" arbor only! \*\*Rub collar for 3/4" arbor only! \*\*\*Rub collar for 1-1/4" arbor only!

3D renderings & tool illustrations **not** shown at actual size.  
Wood profiles shown at actual size. Visit our website for additional 1:1 profiles.



Grooving



Profiling



Joining



Door Making

Industrial Quality • Carbide Tipped • 3-Wing  
**Shaper Cutters**




Grooving



Profiling



Joining



Door Making



## WAINSCOT/PANELING BY *Lonnie Bird*

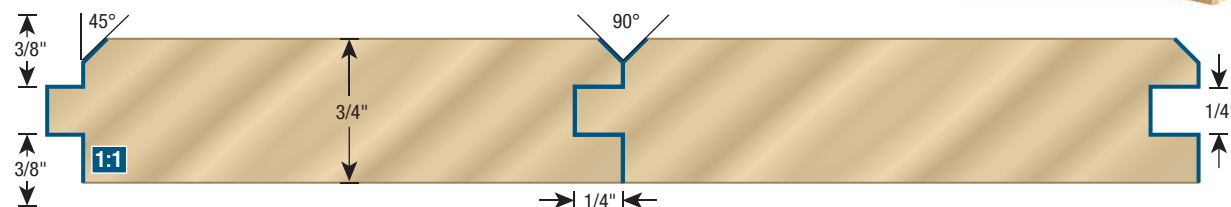

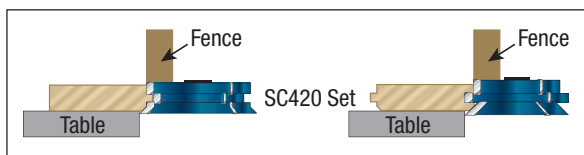
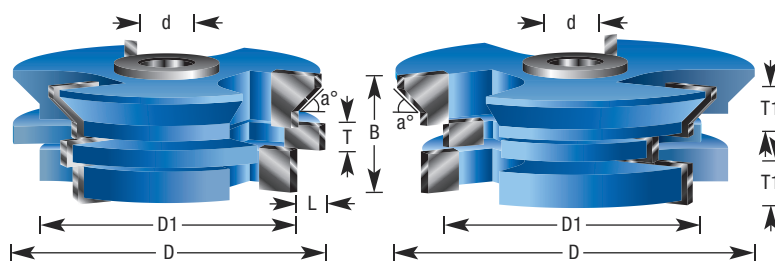
For 3/4" Material



Wainscot and paneling are a great way to add visual interest to walls. Paneling is used to cover an entire wall while wainscot stops at the chair rail. Amana Tool® offers three styles of profiles to choose from.

The first, wainscot with a 'V', provides a simple forty-five degree 'V' profile along the edges of the stock. The other two sets create a 5/16" diameter bead along the edges of the stock. All three sets are designed for 3/4" thick stock and create an interlocking 1/4" tongue-and-groove joint for ease of assembly.

### Wainscot With 'V' Cutters



ØD	ØD1	B	a°	T	T1	L	Ød	Rub Collar	Tool No.
3-1/2	3	1	45°	1/4	3/8	1/4	1/2 & 3/4	C-016**	SC420 (SET)

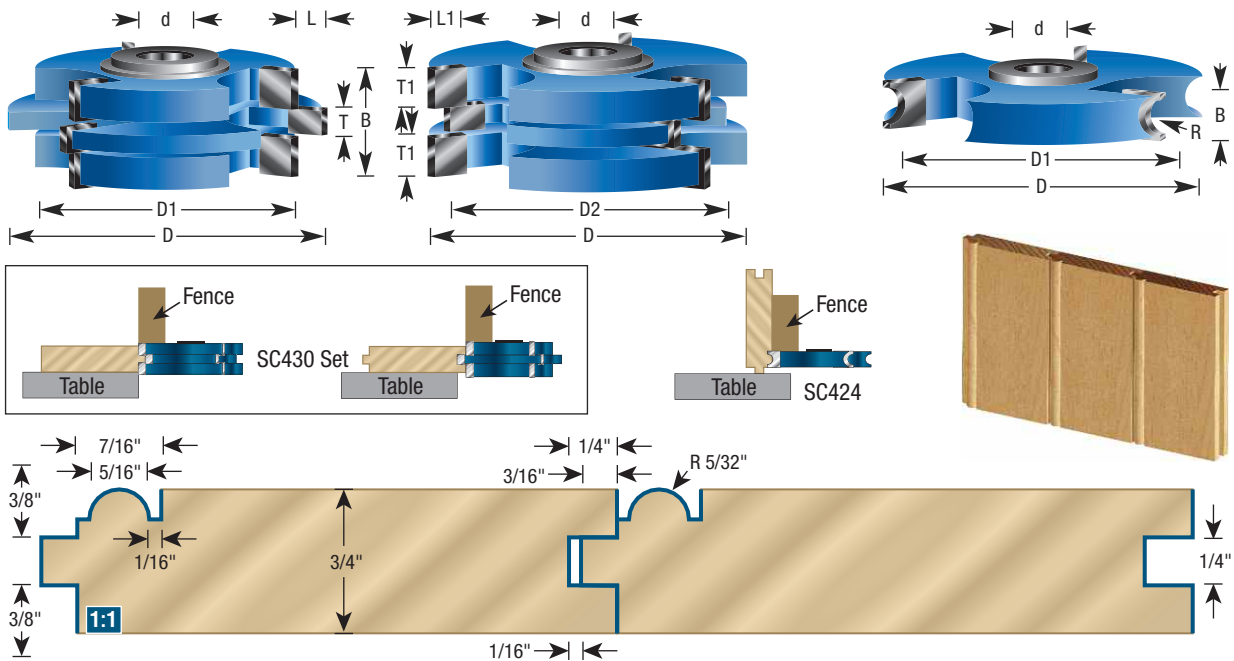
For rub collars & bushings. See pages 332-333.

\*Rub collar for 1/2" arbor only! \*\*Rub collar for 3/4" arbor only! \*\*\*Rub collar for 1-1/4" arbor only!

3D renderings & tool illustrations **not** shown at actual size.

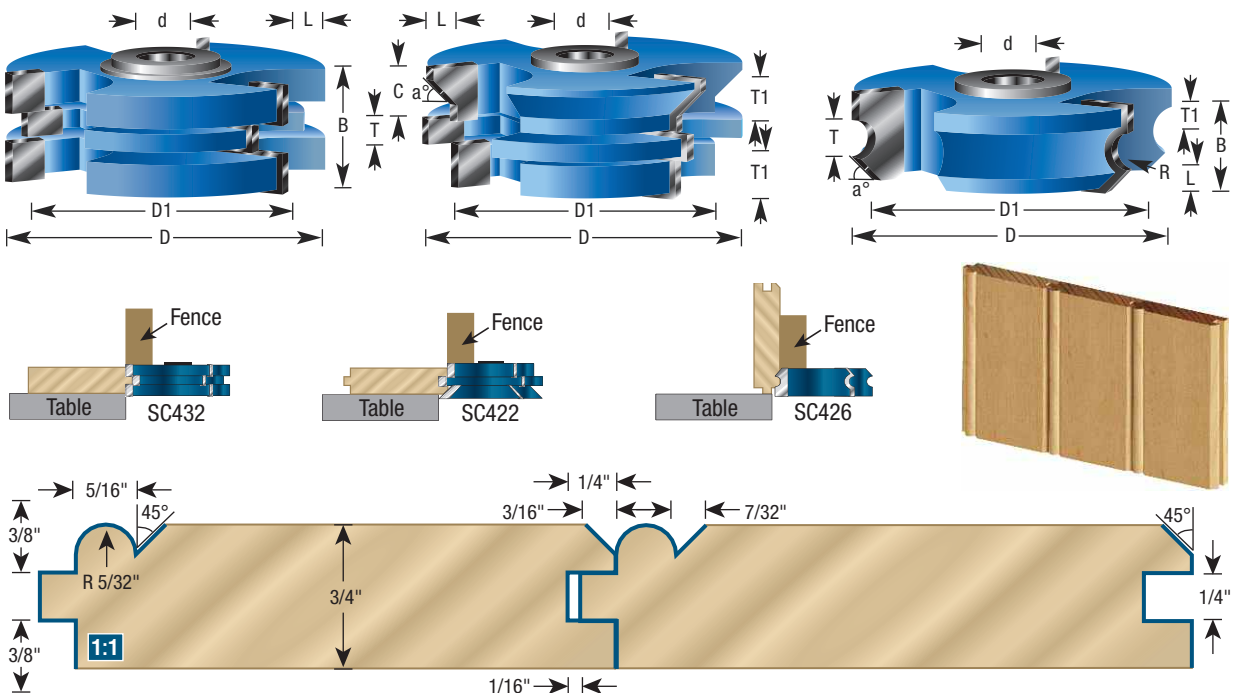
Wood profiles shown at actual size. Visit our website for additional 1:1 profiles.

## Wainscot With Bead Cutters



ØD	ØD1	ØD2	B	T	T1	R	L	L1	Ød	Rub Collar	Tool No.
3	2-1/2	2-5/8	1	1/4	3/8	—	1/4	3/16	1/2 & 3/4	47822**	SC430 (SET)
3	2-11/16	—	7/16	1/16	5/16	5/32	—	—	1/2 & 3/4	C-019**	SC424

## Wainscot With 'V' & Bead Cutters



ØD	ØD1	B	a°	T	T1	R	L	Ød	Rub Collar	Tool No.
3	2-5/8	1	—	1/4	3/8	—	3/16	1/2 & 3/4	47822**	SC432
3	2-1/2	1	45°	3/8	1/4	—	1/4	1/2 & 3/4	C-017**	SC422
2-13/16	2-3/8	25/32	45°	5/16	1/4	5/32	7/32	1/2 & 3/4	C-017**	SC426

For rub collars & bushings. See pages 332–333.

\*Rub collar for 1/2" arbor only! \*\*Rub collar for 3/4" arbor only! \*\*\*Rub collar for 1-1/4" arbor only!

3D renderings & tool illustrations **not** shown at actual size.  
Wood profiles shown at actual size. Visit our website for additional 1:1 profiles.







Grooving



Profiling



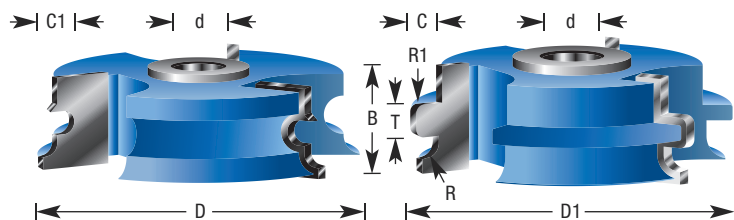
Joining



Door Making

## FLOORING SET WITH NAIL SLOT FOR 5/8" TO 3/4" MATERIAL

Build your own wood floors with this matched shaper cutter set, which ensures perfectly aligned tongue and groove flooring strips. The unique rounded edge created by these cutters makes flooring fast and easy to install, while the nail slot helps prevent splitting.

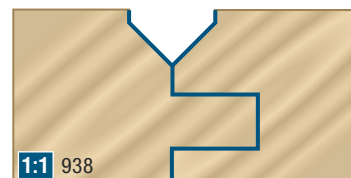
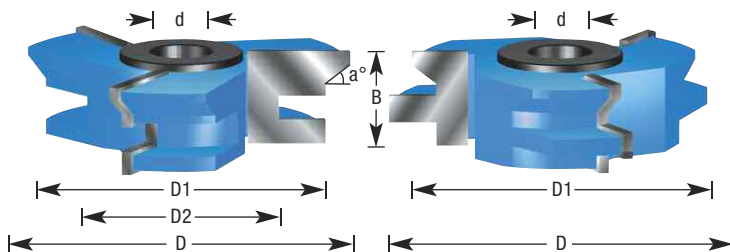


ØD	ØD1	B	C	C1	T	R	R1	Ød	Rub Collar	Tool No.
3-1/4	2-25/32	7/8	1/4	11/32	1/4	1/8	1/16	1/2 & 3/4	C-029, C-014**	SC450
3-1/4	2-13/16	7/8	1/4	11/32	1/4	1/8	1/16	1 & 1-1/4	C-042, C-040***	SC451 <b>NEW</b>

## 'V' PANELING 2-PIECE SETS

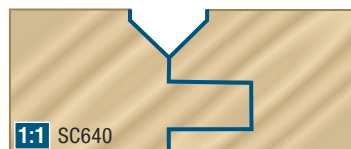
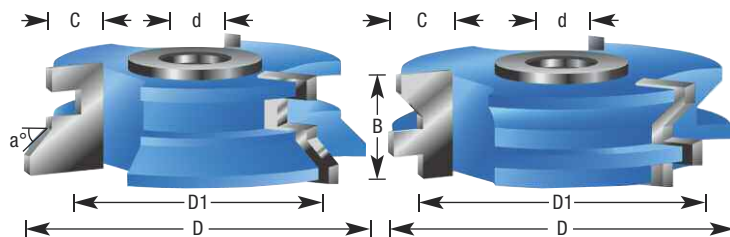
'V' paneling is a quick and easy way to add architectural detail to any room. These two-piece sets are perfectly matched so that you can shape precisely milled paneling strips in any wood species.

With 1/4"W x 3/8"D Tongue & Groove



ØD	ØD1	ØD2	B	a°	Ød	Rub Collar	Tool No.
2-5/8	2-1/4	1-1/2	29/32	45°	1/2 & 3/4	C-008**	938

## 1/2 'V' Paneling Cutter Set



ØD	ØD1	B	C	a°	Ød	Rub Collar	For Material	Tool No.
2-5/8	1-1/8	3/4	7/16	45°	1/2 & 3/4	C-006, C-011**	1/2	SC640
2-3/4	2	1	5/8	45°	1/2 & 3/4	C-010, C-043*	3/4	SC642

For rub collars & bushings. See pages 332-333.

\*Rub collar for 1/2" arbor only! \*\*Rub collar for 3/4" arbor only! \*\*\*Rub collar for 1-1/4" arbor only!

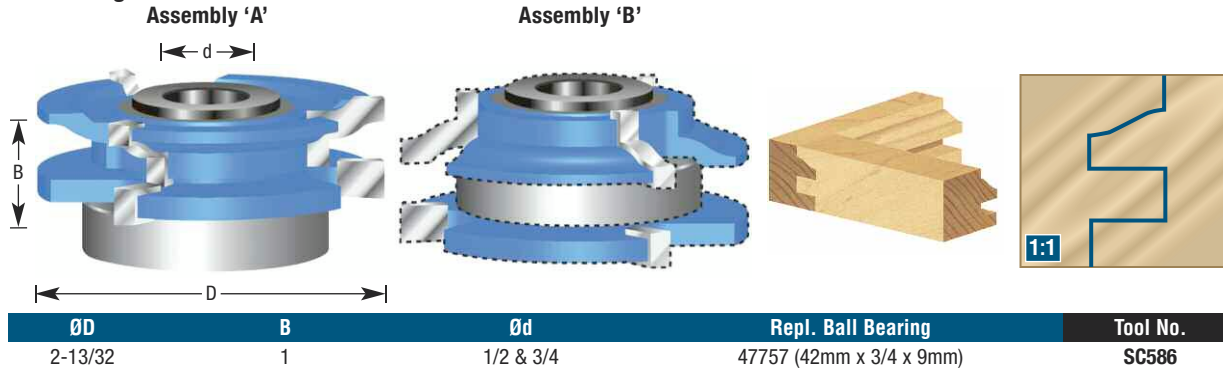
3D renderings & tool illustrations **not** shown at actual size.  
Wood profiles shown at actual size. Visit our website for additional 1:1 profiles.

# REVERSIBLE STILE & RAIL CABINET DOOR SETS <sup>NEW</sup>

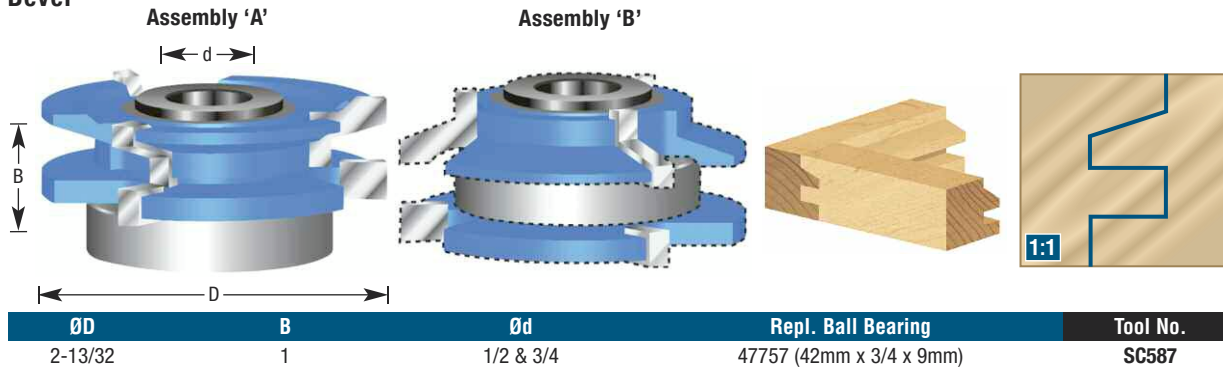
With Ball Bearing

FOR 3/4" TO 1" MATERIAL

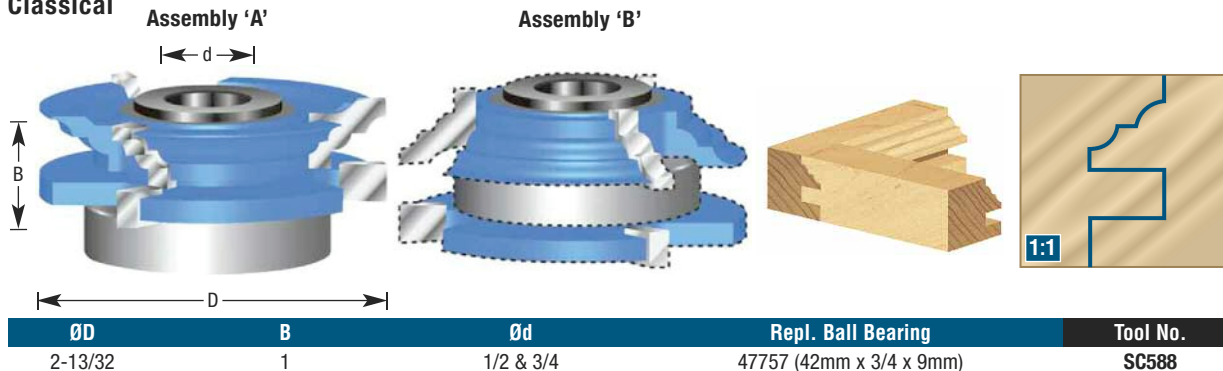
## Roman Ogee



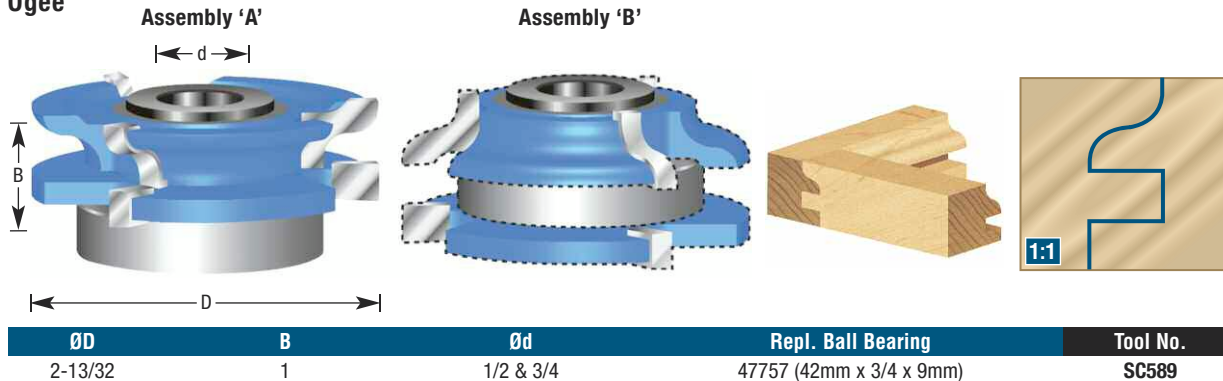
## Bevel



## Classical



## Ogee



For rub collars & bushings. See pages 332-333.

3D renderings & tool illustrations **not** shown at actual size.  
Wood profiles shown at actual size. Visit our website for additional 1:1 profiles.



Industrial Quality • Carbide Tipped • 3-Wing  
**Shaper Cutters**



Grooving



Profiling



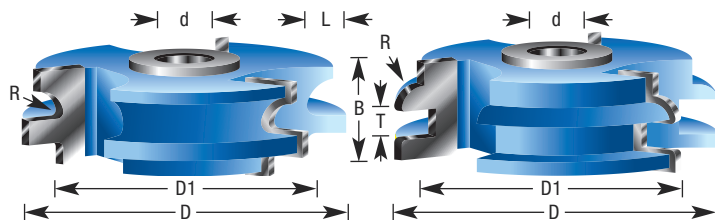
Jointing



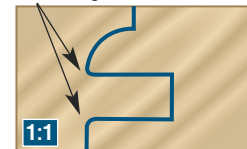
Door Making

## STILE & RAIL CABINET DOOR SETS FOR 5/8" TO 3/4" MATERIAL

Concave With Eased Edge



Eased edge corners

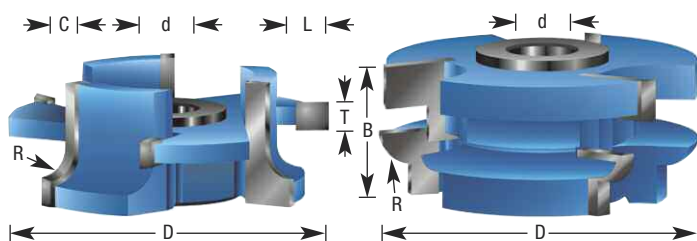


ØD	ØD1	B	T	L	R	Ød	Rub Collar	Tool No.
3	2-9/32	3/4	1/4	11/32	1/4	1/2 & 3/4	C-014**	SC441

## STILE & RAIL CABINET DOOR SETS FOR 3/4" TO 1" MATERIAL

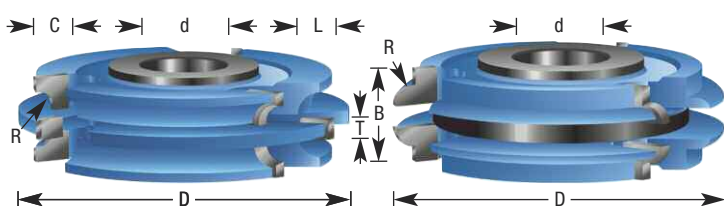
These Stile & Rail sets are great for making cabinet doors.

Concave



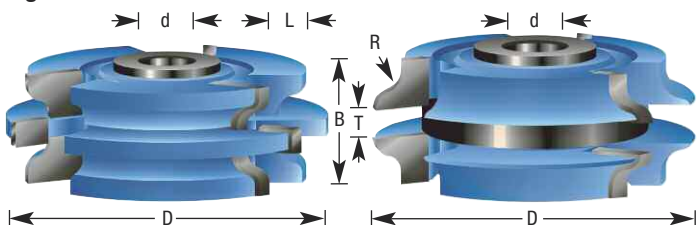
ØD	C	B	T	L	R	Ød	Rub Collar	Tool No.
2-11/16	1/4	1	1/4	7/16	1/4	1/2 & 3/4	C-009**	SC440
3-9/16	1/4	1	1/4	7/16	1/4	1 & 1-1/4	C-019, C-021***	SC540

Concave



ØD	C	B	T	L	R	Ød	Rub Collar	Tool No.
3-9/16	1/4	1	1/4	7/16	13/64	1 & 1-1/4	C-019, C-021***	SC550

Ogee



ØD	B	T	L	R	Ød	Rub Collar	Tool No.
2-11/16	1	1/4	7/16	1/8	1/2 & 3/4	C-007, C-012***	SC444

For rub collars & bushings. See pages 332-333.

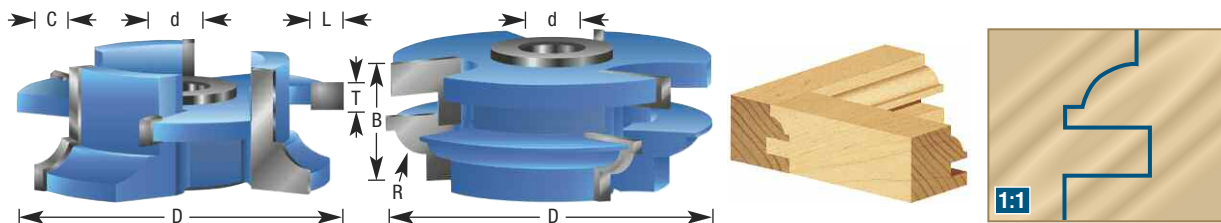
\*Rub collar for 1/2" arbor only! \*\*Rub collar for 3/4" arbor only! \*\*\*Rub collar for 1-1/4" arbor only!

3D renderings & tool illustrations **not** shown at actual size.

Wood profiles shown at actual size. Visit our website for additional 1:1 profiles.

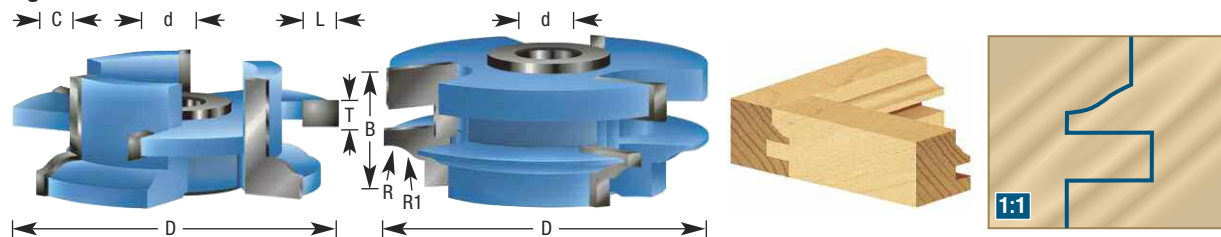
## STILE & RAIL CABINET DOOR SETS FOR 3/4" MATERIAL

### Bead



ØD	C	B	T	L	R	Ød	Rub Collar	Tool No.
2-11/16	3/8	1	1/4	7/16	9/32	1/2 & 3/4	C-007, C-010***	SC446
3-9/16	3/8	1	1/4	7/16	9/32	1 & 1-1/4	C-019, C-020***	SC546

### Ogee

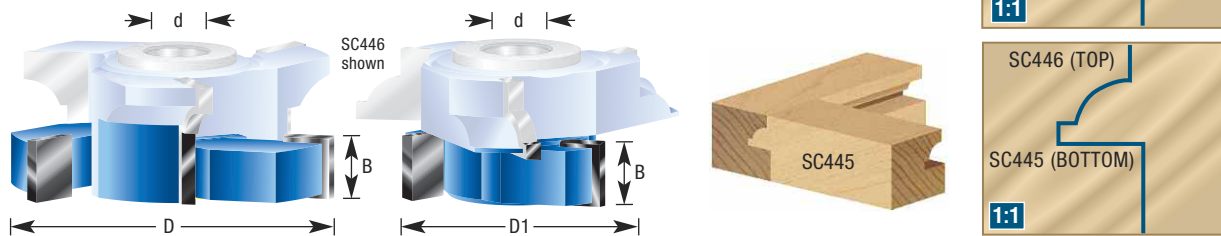


ØD	C	B	T	L	R	R1	Ød	Rub Collar	Tool No.
2-11/16	3/8	1	1/4	7/16	5/16	3/16	1/2 & 3/4	C-007, C-010***	SC442
3-9/16	3/8	15/16	1/4	7/16	1/4	3/16	1 & 1-1/4	C-019, C-020***	SC542

## GLASS DOOR & MULLION SET

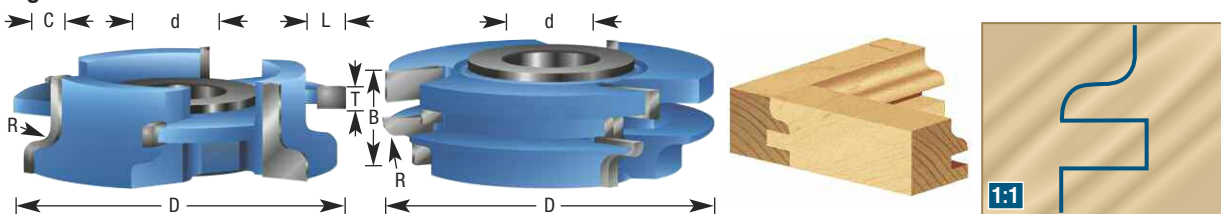
### For SC442 And SC446

Used in conjunction with cutter SC442 and SC446 to make rabbets for the back of doors for glass door panels or mullions. Glass must be secured in place with molding.



ØD	ØD1	B	Ød	Tool No.
2-7/8	1-13/16	1/2	3/4	SC445

### Ogee



ØD	C	B	T	L	R	Ød	Rub Collar	Tool No.
3-9/16	3/8	1	1/4	7/16	9/64	1 & 1-1/4	C-019, C-020***	SC548

For rub collars & bushings. See pages 332-333.

\*Rub collar for 1/2" arbor only! \*\*Rub collar for 3/4" arbor only! \*\*\*Rub collar for 1-1/4" arbor only!

3D renderings & tool illustrations **not** shown at actual size.  
Wood profiles shown at actual size. Visit our website for additional 1:1 profiles.







Grooving



Profiling



Joining



Door Making

# TONGUE & GROOVE CABINET DOORS WITH FLAT PANEL

- Cut precise grooves to accommodate undersized plywood
- Rattle-free fit
- Mission/Shaker style



**instile™**  
& RAIL SYSTEM

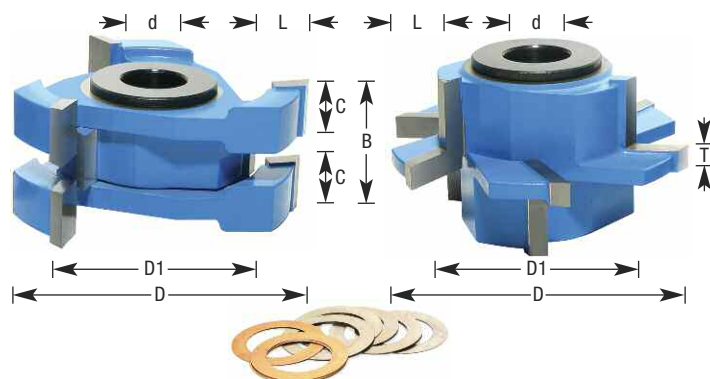
**MISSION & SHAKER STYLE**  
FLAT PANEL CABINET DOOR MAKING SET



## ADJUSTABLE TONGUE & GROOVE CABINET DOOR SETS 5/8" TO 1-1/4" MATERIAL

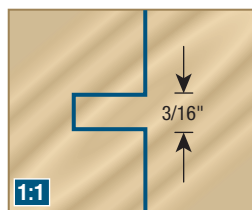
Shaker and Arts & Crafts

- Designed to cut precise grooves to provide undersized plywood veneered panels with a snug rattle-free fit.
- Adjust the panel groove width 3/16" to 9/32" for 1/4" plywood.
- 5.5mm for undersized 1/4" plywood and 5.9mm for oversized 1/4" veneered plywood.

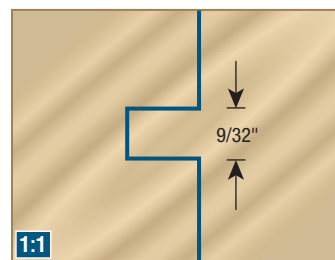


See Pages 130-132 for  
Instile & Rail System™  
Adjustable Tongue & Groove  
Router Bit Sets.

See Page 326 for  
Instile & Rail System™  
Adjustable Tongue & Groove  
Insert Carbide Shaper Cutter Set.



Minimum



Maximum

ØD	ØD1	B	C	T	L	Ød	Rub Collar	Tool No.
2-3/8	1-5/8	1 to 1-5/16	7/16	3/16 to 9/32	3/8	1/2 & 3/4	C-005**	SC555
2-59/64	2-5/32	1-1/16 to 1-21/64	7/16	3/16 to 9/32	3/8	1 & 1-1/4	C-051***	SC553 <b>NEW</b>

For rub collars & bushings. See pages 332-333.

\*Rub collar for 1/2" arbor only! \*\*Rub collar for 3/4" arbor only! \*\*\*Rub collar for 1-1/4" arbor only!

3D renderings & tool illustrations **not** shown at actual size.  
Wood profiles shown at actual size. Visit our website for additional 1:1 profiles.

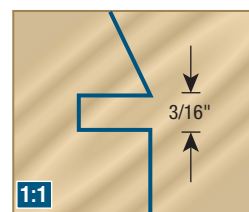
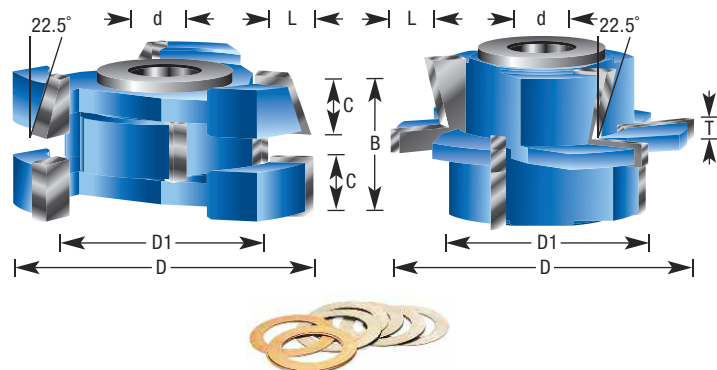
Industrial Quality • Carbide Tipped • 3-Wing  
**Shaper Cutters**

## ADJUSTABLE TONGUE & GROOVE CABINET DOOR SET

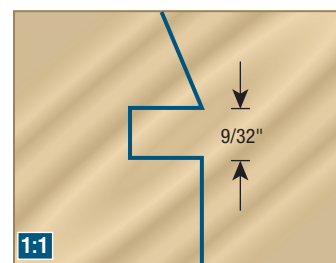
**5/8" TO 1-1/4" MATERIAL**

*Accommodates Undersized Plywood*

**Straight With 22.5° Bevel (Shaker)**



Minimum



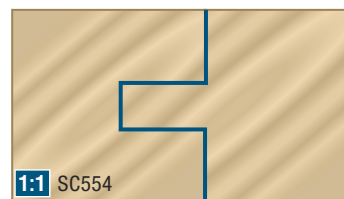
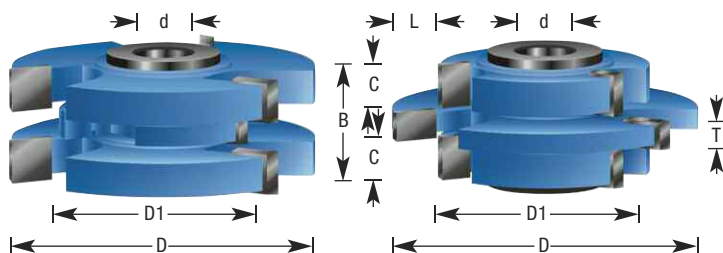
Maximum

ØD	ØD1	B	C	T	L	Ød	Rub Collar	Tool No.
2-3/8	1-5/8	1-1/16 to 1-21/64	7/16	3/16 to 9/32	3/8	1/2 & 3/4	C-005**	SC565

## TONGUE & GROOVE CABINET DOOR SETS

**5/8" TO 2-1/8" MATERIAL**

**Mission Style – Shaker And Arts & Crafts**



ØD	ØD1	B	C	T	L	Ød	Rub Collar	For Material	Tool No.
2-3/4	1-7/8	1	3/8	1/4	7/16	1/2 & 3/4	C-008**	5/8 to 1	SC554
3-3/8	2-1/2	1-1/8	7/16	1/4	7/16	1 & 1-1/4	C-017***	5/8 to 1-1/8	SC556
2-3/4	1-7/8	1-3/4	11/16	3/8	7/16	1/2 & 3/4	C-008**	3/4 to 1-3/4	SC558
3-1/4	2-3/8	1-3/4	11/16	3/8	7/16	1 & 1-1/4	C-041***	3/4 to 1-3/4	SC557
3-1/2	2-1/2	2-1/8	13/16	1/2	1/2	1 & 1-1/4	C-017***	1 to 2-1/8	SC559

For rub collars & bushings. See pages 332–333.

\*Rub collar for 1/2" arbor only! \*\*Rub collar for 3/4" arbor only! \*\*\*Rub collar for 1-1/4" arbor only!

3D renderings & tool illustrations **not** shown at actual size.

Wood profiles shown at actual size. Visit our website for additional 1:1 profiles.



Grooving



Profiling



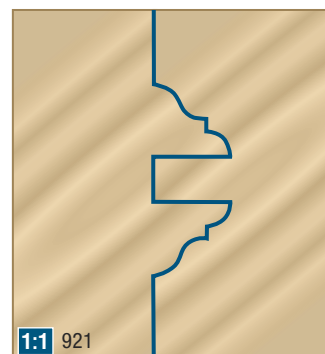
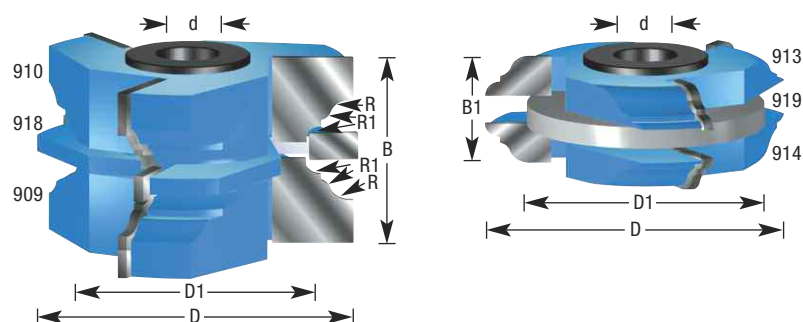
Joining



Door Making

## STILE & RAIL CABINET DOOR SETS FOR 1" TO 1-3/4" MATERIAL

Cabinet Molding Set With 1/4"W X 3/8"D Tongue & Groove



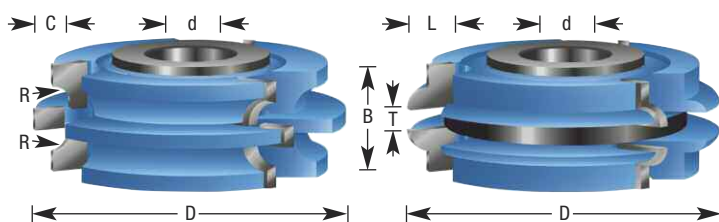

ØD	ØD1	B	B1	R	R1	Ød	Rub Collar	Tool No.
2-5/8	1-7/8	1-13/16	1	1/8	5/32	1/2 & 3/4	C-008**	921

### Includes:

Cabinet R.H. female	909
Cabinet L.H. female	910
Cabinet L.H. male	913
Cabinet R.H. male	914
1/4" Straight	918
Steel spacer	919
'T' bushing, 1/2" x 3/4" (4 pcs.)	BU-550
Sleeve bushing, 1/2" x 3/4" x 1/2" long	BU-900
Sleeve bushing, 1/2" x 3/4" x 1-1/8" long	BU-930

## STILE & RAIL CABINET DOOR SETS FOR 7/8" TO 1-3/16" MATERIAL

Concave



ØD	C	B	T	L	R	Ød	Rub Collar	Tool No.
2-7/8	1/4	1-3/16	1/4	7/16	15/64	1/2 & 3/4	C-009***	SC460
3-9/16	1/4	1-3/16	1/4	7/16	15/64	1 & 1-1/4	C-019***	SC560


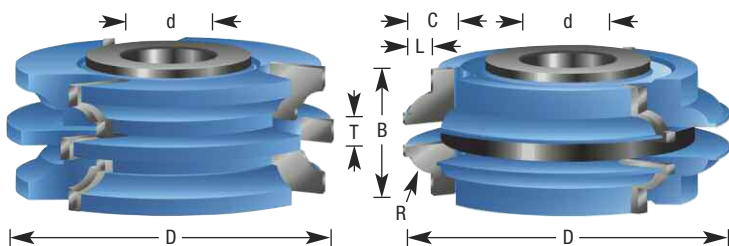
For rub collars & bushings. See pages 332-333.

\*Rub collar for 1/2" arbor only! \*\*Rub collar for 3/4" arbor only! \*\*\*Rub collar for 1-1/4" arbor only!

3D renderings & tool illustrations **not** shown at actual size.  
Wood profiles shown at actual size. Visit our website for additional 1:1 profiles.

## STILE & RAIL CABINET DOOR SET FOR 1" MATERIAL

Bead



ØD	C	B	T	L	R	Ød	Rub Collar	Tool No.
3-9/16	3/8	1-3/8	1/4	7/16	9/32	1 & 1-1/4	C-019***	SC562



Grooving



Profiling




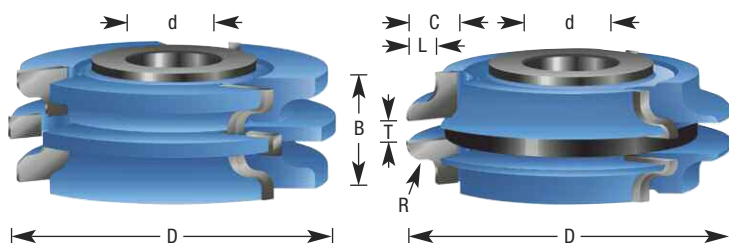
Jointing



Door Making

## STILE & RAIL CABINET DOOR SET FOR 1" MATERIAL

Ogee



ØD	C	B	T	L	R	Ød	Rub Collar	Tool No.
3-9/16	3/8	1-3/16	1/4	7/16	5/32	1 & 1-1/4	C-019***	SC564

For rub collars & bushings. See pages 332–333.

\*Rub collar for 1/2" arbor only! \*\*Rub collar for 3/4" arbor only! \*\*\*Rub collar for 1-1/4" arbor only!

3D renderings & tool illustrations **not** shown at actual size.

Wood profiles shown at actual size. Visit our website for additional 1:1 profiles.



Industrial Quality • Carbide Tipped • 3-Wing  
**Shaper Cutters**





Grooving



Profiling



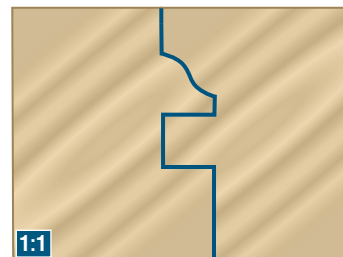
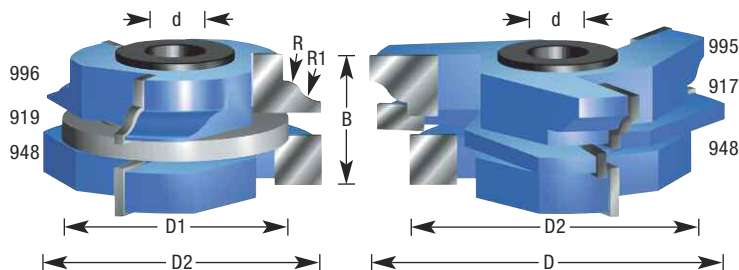
Joining



Door Making

## STILE & RAIL CABINET DOOR SETS FOR 1-5/16" MATERIAL

Ogee Stile & Rail Set With 1/4"W x 5/16"D Tongue & Groove



ØD	D1	D2	B	R	R1	Ød	Rub Collar	Tool No.
3-1/8	1-7/8	2-1/2	1-5/16	3/16	5/32	1/2 & 3/4	C-008, C-016**	994

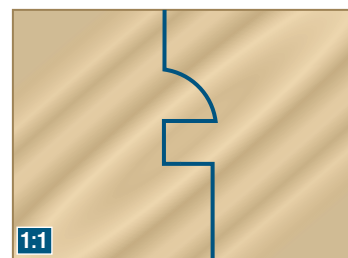
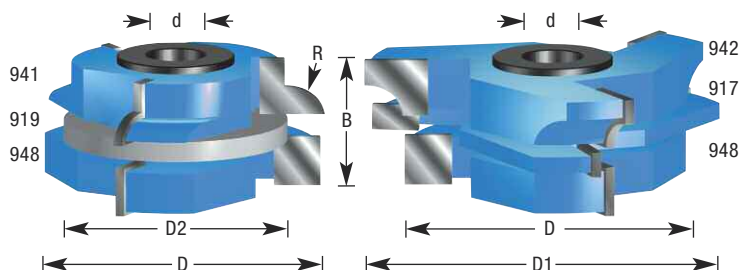
### Includes:

1/2" straight (2 pcs.)	948
1/4" straight	917
Steel spacer	919
Ogee stile	995
Rail for ogee stile	996
'T' bushing, 1/2" x 3/4" (4 pcs.)	BU-550
Sleeve bushing, 1/2" x 3/4" x 3/4" long (2 pcs.)	BU-910

## STILE & RAIL CABINET DOOR SET FOR 1-5/16" MATERIAL

Concave Stile & Rail Set

With 1/4"W x 5/16"D Tongue & Groove



ØD	D1	D2	B	R	Ød	Rub Collar	Tool No.
2-1/2	1-7/8	3-1/8	1-17/64	5/16	1/2 & 3/4	C-008**, C-016**	940

### Includes:

Concave stile	941
Rail for concave stile	942
1/2" straight (2 pcs.)	948
1/4" straight	917
Steel spacer	919
'T' bushing, 1/2" x 3/4" (4 pcs.)	BU-550
Sleeve bushing, 1/2" x 3/4" x 3/4" long (2 pcs.)	BU-910


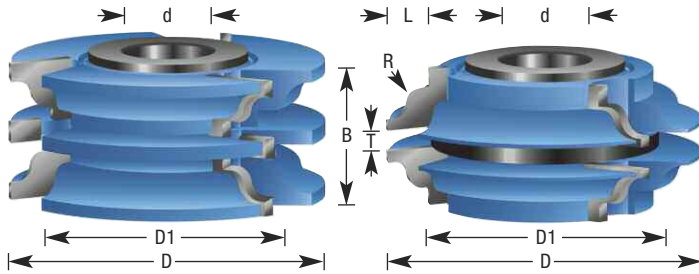
For rub collars & bushings. See pages 332-333.

\*Rub collar for 1/2" arbor only! \*\*Rub collar for 3/4" arbor only! \*\*\*Rub collar for 1-1/4" arbor only!

3D renderings & tool illustrations **not** shown at actual size.  
Wood profiles shown at actual size. Visit our website for additional 1:1 profiles.

## STILE & RAIL CABINET DOOR SETS FOR 1-3/8" MATERIAL

Ogee



ØD	B	D1	T	L	R	Ød	Rub Collar	Tool No.
3-9/16	1-1/2	—	1/4	9/16	3/16	1 & 1-1/4	C-017***	SC580
3-9/16	1-3/4	2-1/2	1/2	17/32	3/16	1 & 1-1/4	C-017***	SC581 <b>NEW</b>



Grooving



Profiling




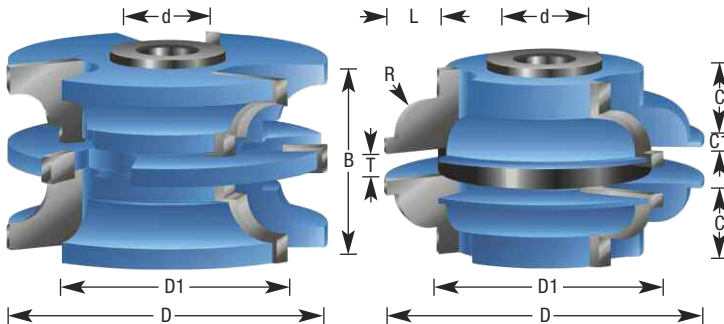
Jointing



Door Making

## STILE & RAIL CABINET DOOR SETS FOR 1-9/16" MATERIAL

Bead



ØD	D1	B	L	C	C1	R	Ød	T	Rub Collar	Tool No.
2-27/32	1-27/32	1-9/16	1/2	17/32	1/8	5/16	1/2 & 3/4	7/32	C-007**	SC582
3-9/16	2-9/16	1-9/16	1/2	17/32	1/8	5/16	1 & 1-1/4	7/32	C-018***	SC583

† For grill/mullion on passage doors with divided glass.

For rub collars & bushings. See pages 332–333.

\*Rub collar for 1/2" arbor only! \*\*Rub collar for 3/4" arbor only! \*\*\*Rub collar for 1-1/4" arbor only!

3D renderings & tool illustrations **not** shown at actual size.  
Wood profiles shown at actual size. Visit our website for additional 1:1 profiles.



Industrial Quality • Carbide Tipped • 3-Wing  
**Shaper Cutters**



Grooving



Profiling



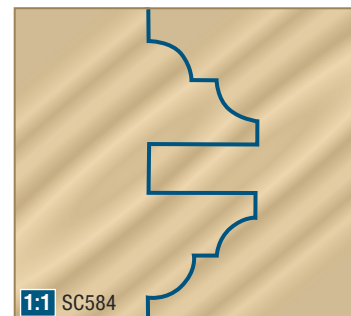
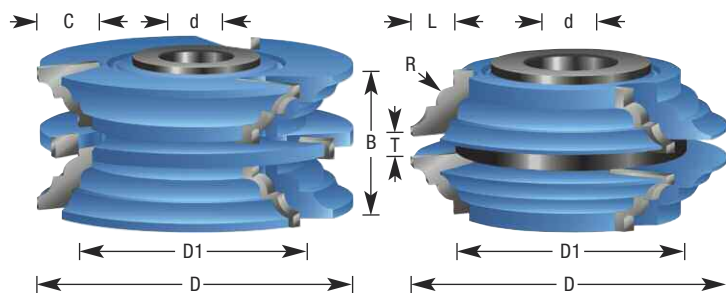
Joining



Door Making

## STILE & RAIL CABINET DOOR SETS FOR 1-3/8" MATERIAL

Bead & Cove



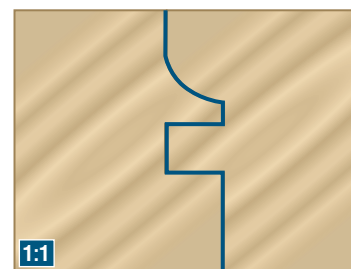
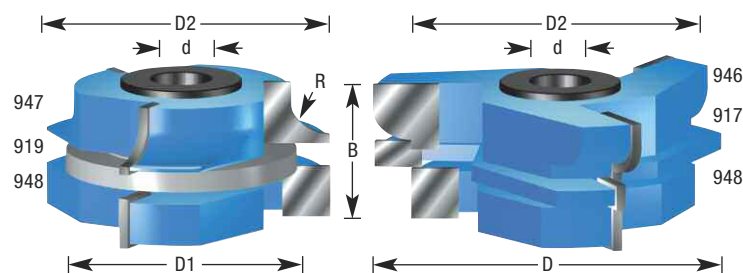
ØD	ØD1	C	B	T	L	R	Ød	Rub Collars	Tool No.
3-1/16	2-1/32	33/64	1-9/16	1/4	9/16	3/16	1/2 & 3/4	C-039**	SC585
3-9/16	—	7/8	1-5/8	1/4	9/16	13/64	1 & 1-1/4	C-018***	SC584

## STILE & RAIL CABINET DOOR SET FOR 1-3/8" MATERIAL

Convex Stile & Rail Set

With 1/4"W X 5/16"D Tongue & Groove

3-Wing



ØD	ØD1	ØD2	B	R	Ød	Rub Collars	Tool No.
3-1/8	1-7/8	2-1/2	1-23/64	5/16	1/2 & 3/4	C-008, C-016**	945

### Includes:

Convex stile	946
Rail for convex stile	947
1/2" straight (2 pcs.)	948
1/4" straight	917
Steel spacer	919
'T' bushing, 1/2" x 3/4" (4 pcs.)	BU-550
Sleeve bushing, 1/2" x 3/4" x 3/4" long (2 pcs.)	BU-910

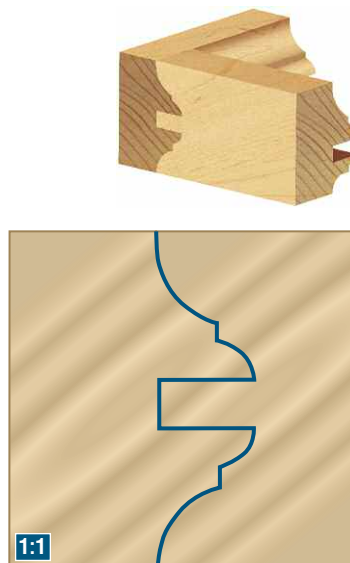
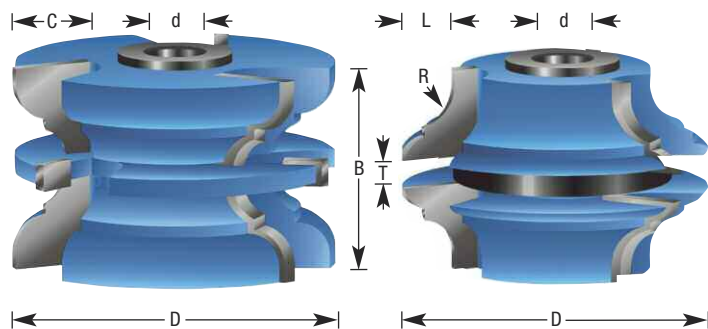
For rub collars & bushings. See pages 332–333.

\*Rub collar for 1/2" arbor only! \*\*Rub collar for 3/4" arbor only! \*\*\*Rub collar for 1-1/4" arbor only!

3D renderings & tool illustrations **not** shown at actual size.  
Wood profiles shown at actual size. Visit our website for additional 1:1 profiles.

## STILE & RAIL EXTERIOR DOOR SET FOR 1-3/4" MATERIAL

Bead & Cove

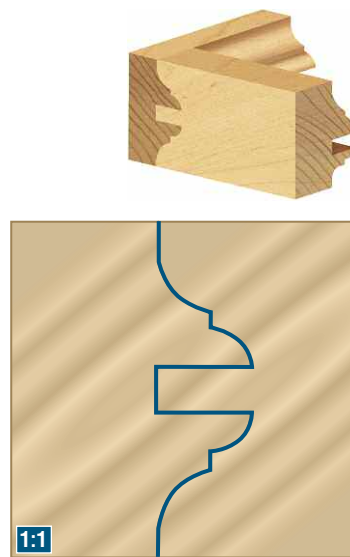
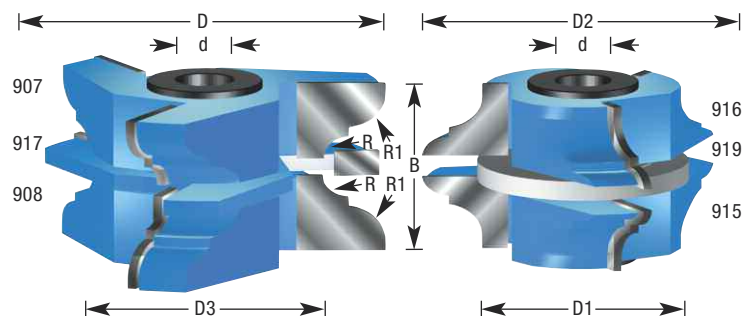


ØD	C	B	T	L	R	Ød	Rub Collar	Tool No.
2-7/8	1/2	1-3/4	1/4	1/2	21/64	1/2 & 3/4	C-008**	SC590

## STILE & RAIL EXTERIOR DOOR SETS FOR 1-3/4" MATERIAL

Cove & Bead Set

With 1/4"W x 17/32"D Tongue & Groove



ØD	ØD1	ØD2	ØD3	B	R	R1	Ød	Rub Collars	Tool No.
3-1/8	1-7/8	2-5/16	2-1/16	1-3/4	15/64	11/32	1/2 & 3/4	C-008, C-022**	922 †
3-5/8	2-3/8	3-7/16	3-9/16	1-3/4	11/32	1-5/64	1 & 1-1/4	—	924

† For replacement cutters, see references in above photo.

For rub collars & bushings. See pages 332–333.

\*Rub collar for 1/2" arbor only! \*\*Rub collar for 3/4" arbor only! \*\*\*Rub collar for 1-1/4" arbor only!

3D renderings & tool illustrations **not** shown at actual size.

Wood profiles shown at actual size. Visit our website for additional 1:1 profiles.



Industrial Quality • Carbide Tipped • 3-Wing  
**Shaper Cutters**





Grooving



Profiling



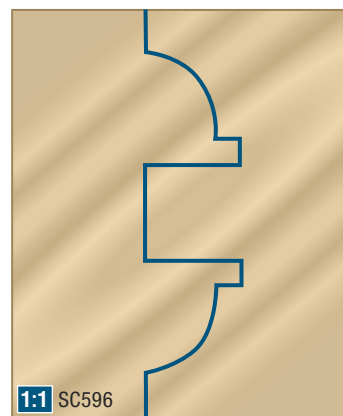

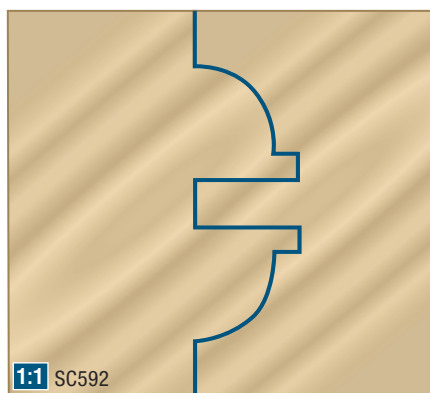
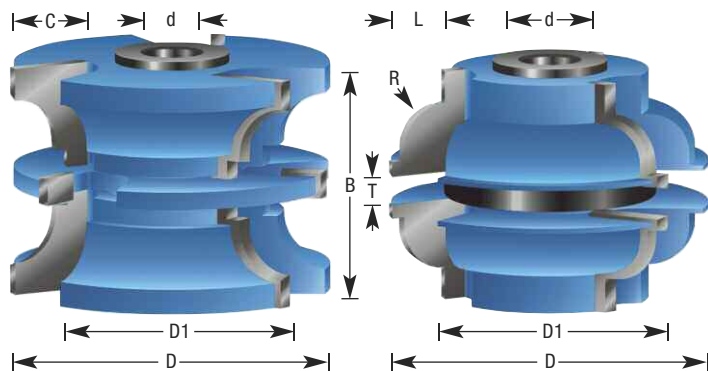
Joining



Door Making

## STILE & RAIL EXTERIOR DOOR SETS FOR 1-3/4" TO 2-1/8" MATERIAL

Bead



ØD	ØD1	C	B	T	L	R	Ød	Rub Collar	Tool No.
2-7/8	1-13/16	17/32	2	1/4	9/16	25/64	1/2 & 3/4	C-007**	SC592
3-11/32	2-5/16	33/64	1-31/32	1/4	9/16	25/64	1 & 1-1/4	C-040***	SC593
3-17/32	2-17/32	1/2	2-1/8	1/2	1/2	25/64	1 & 1-1/4	C-018***	SC596



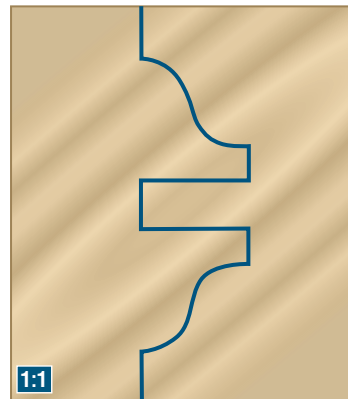
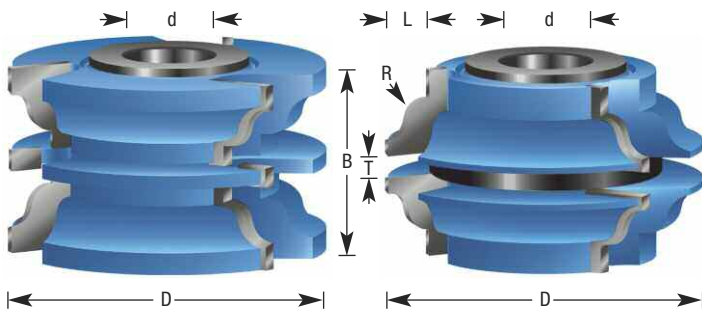
For rub collars & bushings. See pages 332-333.

\*Rub collar for 1/2" arbor only! \*\*Rub collar for 3/4" arbor only! \*\*\*Rub collar for 1-1/4" arbor only!

3D renderings & tool illustrations **not** shown at actual size.  
Wood profiles shown at actual size. Visit our website for additional 1:1 profiles.

## STILE & RAIL EXTERIOR DOOR SET FOR 2" MATERIAL

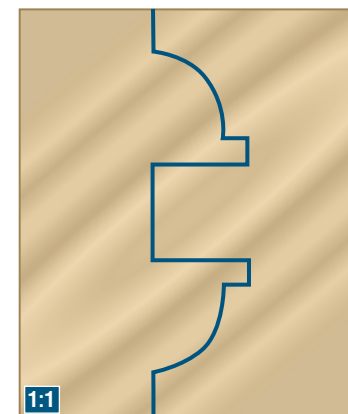
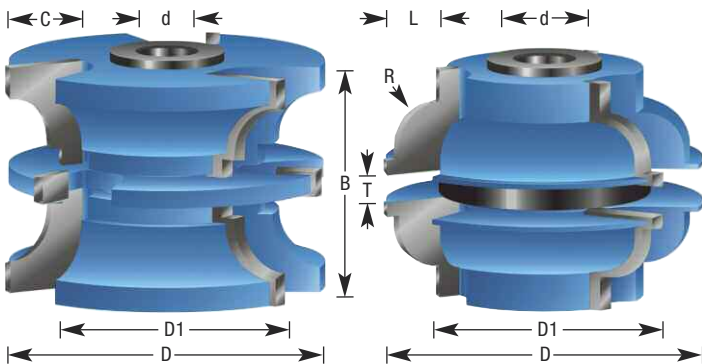
Ogee



ØD	B	T	L	R	Ød	Rub Collars	Tool No.
3-9/16	2-1/16	1/4	9/16	1/4	1 & 1-1/4	C-018***	SC594

## STILE & RAIL EXTERIOR DOOR SET FOR 2-1/8" MATERIAL

Bead



ØD	ØD1	C	B	T	L	R	Ød	Rub Collar	Tool No.
3-17/32	2-17/32	1/2	2-1/8	1/2	1/2	25/64	1 & 1-1/4	C-018***	SC596

For rub collars & bushings. See pages 332-333.

\*Rub collar for 1/2" arbor only! \*\*Rub collar for 3/4" arbor only! \*\*\*Rub collar for 1-1/4" arbor only!

3D renderings & tool illustrations **not** shown at actual size.  
Wood profiles shown at actual size. Visit our website for additional 1:1 profiles.



Industrial Quality • Carbide Tipped • 3-Wing  
**Shaper Cutters**



Grooving



Profiling



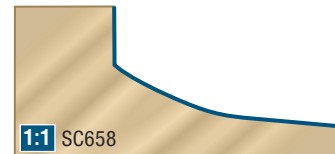
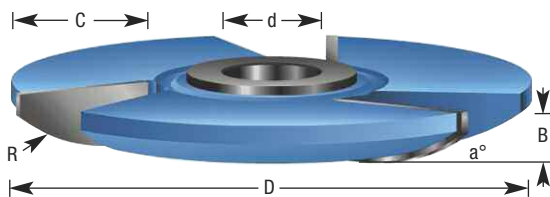
Jointing



Door  
Making


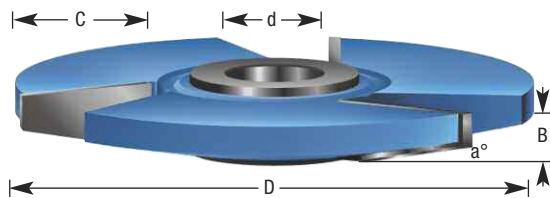
## RAISED PANEL FOR 5/8" MATERIAL

### Cove




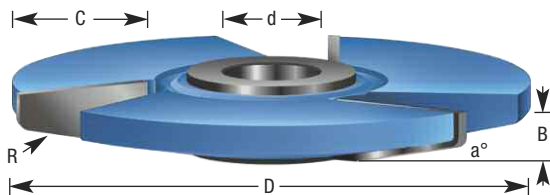
ØD	B	C	R	a°	Ød	Rub Collar	Tool No.
4-5/8	5/8	1-3/16	2-23/64	6°	1/2 & 3/4	C-005***	SC658
5-1/2	5/8	1-1/2	1-29/32	6°	1 & 1-1/4	C-017***	SC514

### Traditional



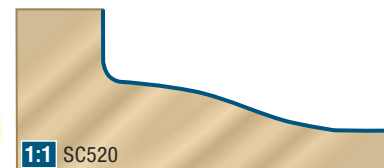
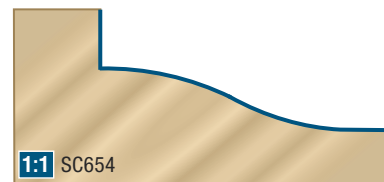
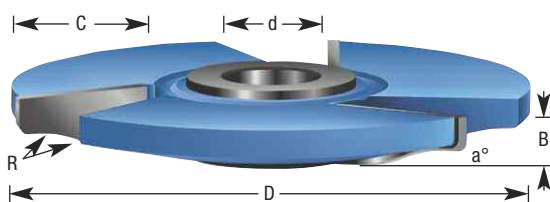
ØD	B	C	a°	Ød	Rub Collar	Tool No.
4-5/8	5/8	1-3/16	15°	1/2 & 3/4	C-005***	SC652
5-1/2	5/8	1-1/2	12°	1 & 1-1/4	C-017***	SC516

### Traditional



ØD	B	C	R	a°	Ød	Rub Collar	Tool No.
4-5/8	5/8	1-3/16	5/32	5°	1/2 & 3/4	C-005***	SC650
5-1/2	5/8	1-1/2	1/8	12°	1 & 1-1/4	C-017***	SC518

### Ogee



ØD	B	C	R	Ød	Rub Collar	Tool No.
4-5/8	5/8	1-3/16	1-1/2	1/2 & 3/4	C-005***	SC654
5-1/2	5/8	1-1/2	1-9/16	1 & 1-1/4	C-017***	SC520

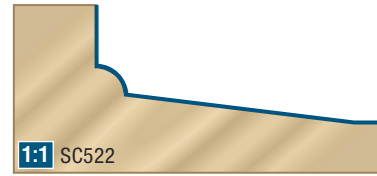
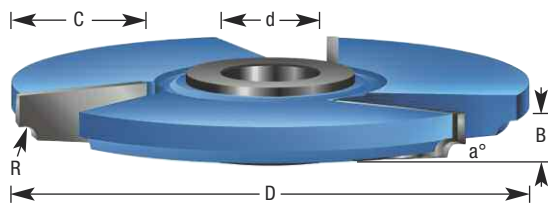
For rub collars & bushings. See pages 332–333.

\*Rub collar for 1/2" arbor only! \*\*Rub collar for 3/4" arbor only! \*\*\*Rub collar for 1-1/4" arbor only!

3D renderings & tool illustrations **not** shown at actual size.  
Wood profiles shown at actual size. Visit our website for additional 1:1 profiles.



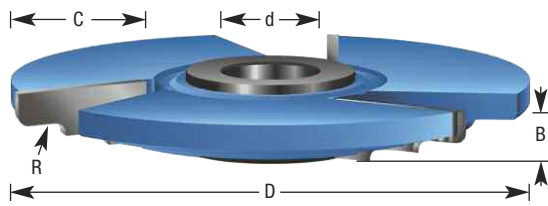
## RAISED PANEL FOR 5/8" MATERIAL

### Classical




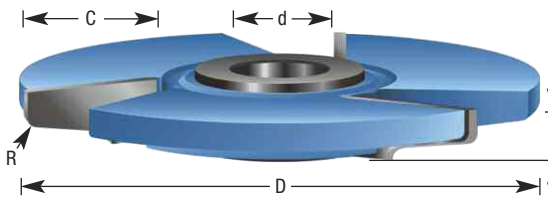
ØD	B	C	R	a°	Ød	Rub Collar	Tool No.
4-5/8	5/8	1-3/16	1/8	12°	1/2 & 3/4	C-005***	SC656
5-1/2	5/8	1-1/2	5/32	7°	1 & 1-1/4	C-017***	SC522

### Traditional




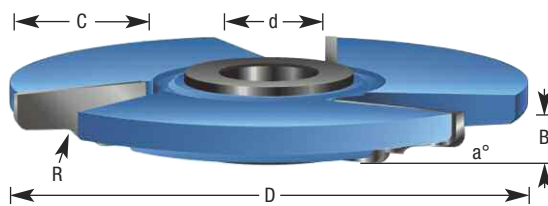
ØD	B	C	R	Ød	Rub Collar	Tool No.
5	5/8	1-1/2	1/8	1/2 & 3/4	C-010**	SC690
5-1/2	5/8	1-1/2	1/8	1 & 1-1/4	C-017***	SC524

### Traditional




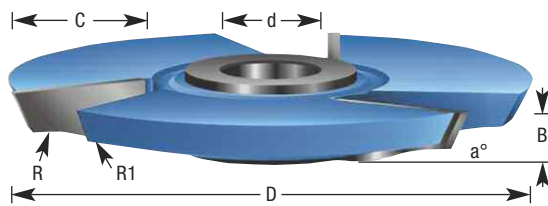
ØD	B	C	R	Ød	Rub Collar	Tool No.
5-1/2	5/8	1-1/2	9/64	1 & 1-1/4	C-017***	SC526

### Traditional



ØD	B	C	R	a°	Ød	Rub Collar	Tool No.
5	5/8	1-1/2	5/32	4°	1/2 & 3/4	C-010**	SC694
5-1/2	5/8	1-1/2	5/32	4°	1 & 1-1/4	C-017***	SC528

### Traditional



ØD	B	C	R	R1	a°	Ød	Rub Collar	Tool No.
5-1/2	5/8	1-1/2	1-5/16	1-15/16	28°	1 & 1-1/4	C-017***	SC530

For rub collars & bushings. See pages 332-333.

\*Rub collar for 1/2" arbor only! \*\*Rub collar for 3/4" arbor only! \*\*\*Rub collar for 1-1/4" arbor only!

3D renderings & tool illustrations **not** shown at actual size.  
Wood profiles shown at actual size. Visit our website for additional 1:1 profiles.







Grooving



Profiling



Jointing


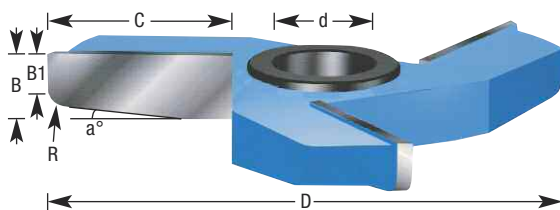


Door Making

## RAISED PANEL FOR 5/8" MATERIAL

Horizontal Panel Raising / Shear Face

Traditional




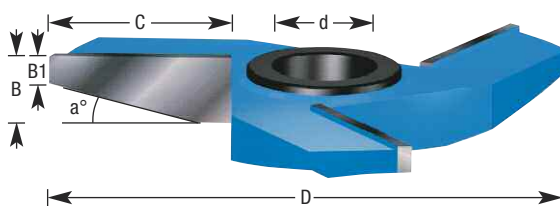
Counter-clockwise rotation: Wood face-up

ØD	B	B1	R	C	a°	Ød	Rub Collar	Tool No.
5-1/2	5/8	3/8	5/32	1-1/2	5°	1 & 1-1/4	C-017***	931

## RAISED PANEL FOR 5/8" MATERIAL

Horizontal Panel Raising / Shear Face

Traditional




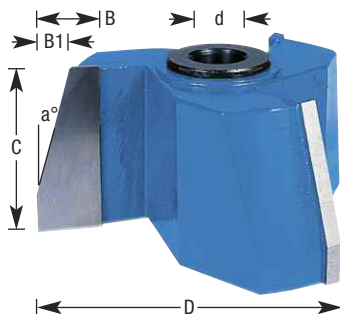
ØD	B	B1	C	a°	Ød	Rub Collar	Tool No.
4-5/8	5/8	5/16	1-1/2	15°	1/2 & 3/4	C-005**	SC401
5-1/2	5/8	5/16	1-1/2	15°	1 & 1-1/4	C-017***	984

NEW

## RAISED PANEL FOR 5/8" MATERIAL

Vertical Panel Raising / Shear Face

Traditional



ØD	B	B1	C	a°	Ød	Rub Collar	Tool No.
3-1/2	5/8	5/16	1-5/8	15°	1/2 & 3/4	47822**	984-VC

**Note:** Reveal (C) shown on all above tools reflects the total length of cut. Therefore, you must deduct 3/8" (usually) for allowing the panel to recess into the frame. Replacement 'T' bushings #BU-720 (2 required).

For rub collars & bushings. See pages 332-333.

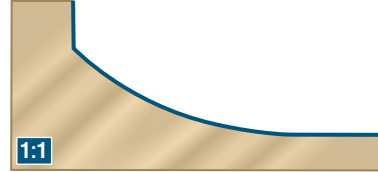
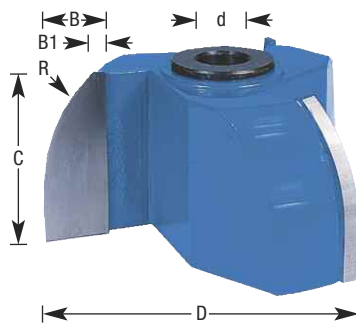
\*Rub collar for 1/2" arbor only! \*\*Rub collar for 3/4" arbor only! \*\*\*Rub collar for 1-1/4" arbor only!

3D renderings & tool illustrations **not** shown at actual size.  
Wood profiles shown at actual size. Visit our website for additional 1:1 profiles.

## RAISED PANEL FOR 5/8" MATERIAL

Vertical Panel Raising / Shear Face

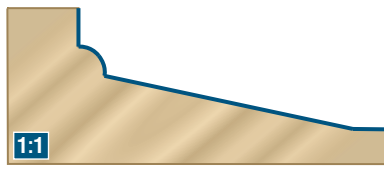
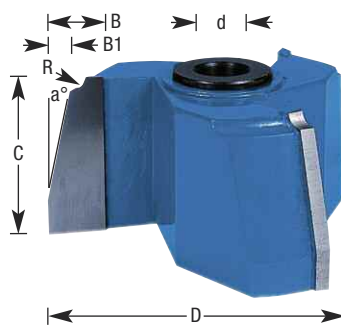
Cove



ØD	B	B1	R	C	Ød	Rub Collar	Tool No.
3-1/2	5/8	1/4	1-9/16	1-5/8	1/2 & 3/4	47822**	987-VC

## RAISED PANEL FOR 19/32" MATERIAL


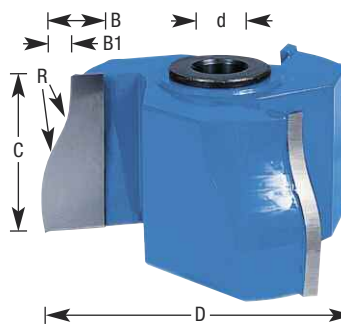
Classical



ØD	B	B1	R	C	a°	Ød	Rub Collar	Tool No.
3-1/2	19/32	3/16	1/8	1-5/8	12°	1/2 & 3/4	C-016**	986-VC

## RAISED PANEL FOR 21/32" MATERIAL

Ogee



ØD	B	B1	R	C	Ød	Rub Collar	Tool No.
3-1/2	21/32	9/32	3/4	1-5/8	1/2 & 3/4	C-016**	985-VC

**Note:** Reveal (C) shown on all above tools reflects the total length of cut. Therefore, you must deduct 3/8" (usually) for allowing the panel to recess into the frame. Replacement 'T' bushings #BU-720 (2 required).

For rub collars & bushings. See pages 332-333.

\*Rub collar for 1/2" arbor only! \*\*Rub collar for 3/4" arbor only! \*\*\*Rub collar for 1-1/4" arbor only!

3D renderings & tool illustrations **not** shown at actual size.  
Wood profiles shown at actual size. Visit our website for additional 1:1 profiles.



Grooving



Profiling



Joining



Door Making

Industrial Quality • Carbide Tipped • 3-Wing  
**Shaper Cutters**



Grooving



Profiling



Jointing

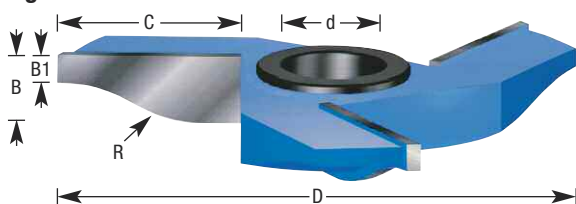


Door Making

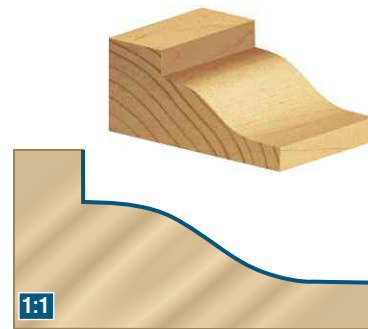
## RAISED PANEL FOR 11/16" MATERIAL

Horizontal Panel Raising / Shear Face

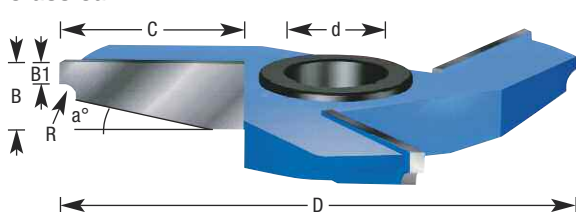
### Ogee



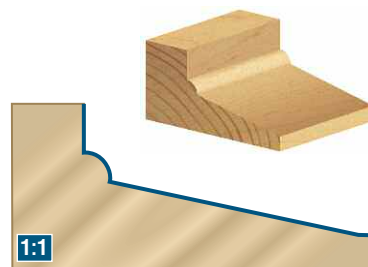
ØD	B	B1	R	C	Ød	Rub Collar	Tool No.
4-5/8	11/16	9/32	7/8	1-1/2	1/2 & 3/4	C-005**	SC403 <b>NEW</b>
5-1/2	11/16	9/32	3/4	1-1/2	1 & 1-1/4	C-017***	985



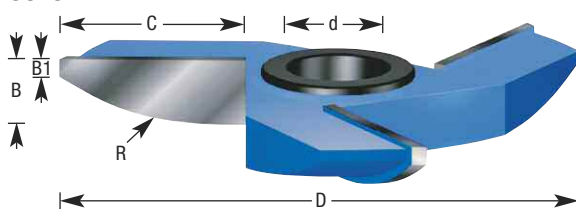
### Classical



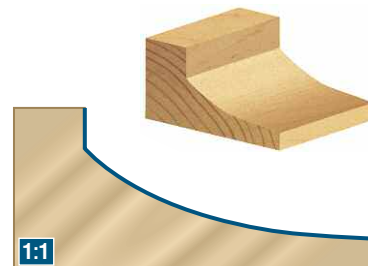
ØD	B	B1	R	C	a°	Ød	Rub Collar	Tool No.
4-5/8	11/16	11/32	1/8	1-1/2	12°	1/2 & 3/4	C-005**	SC405 <b>NEW</b>
5-1/2	11/16	11/32	1/8	1-1/2	12°	1 & 1-1/4	C-017***	986



### Cove

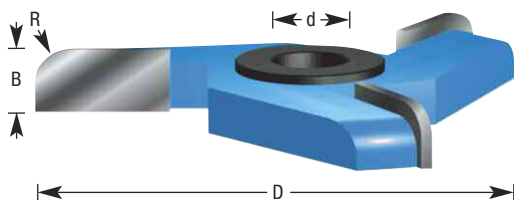


ØD	B	B1	R	C	Ød	Rub Collar	Tool No.
4-5/8	11/16	7/32	2-1/2	1-1/2	1/2 & 3/4	C-005**	SC407 <b>NEW</b>
5-1/2	11/16	7/32	1-9/16	1-1/2	1 & 1-1/4	C-017***	987

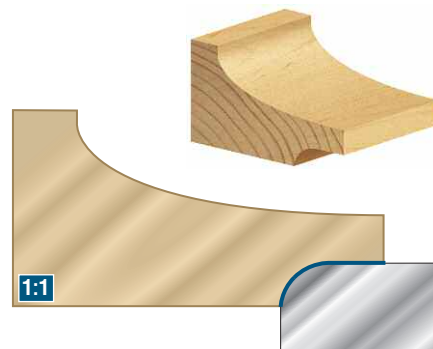


## RAISED PANEL BACK

With Ball Bearing Rub Collar



ØD	B	R	Ød	Rub Collar	Tool No.
3-1/2	1/2	1/4	1/2 & 3/4	C-006**	980
3-39/64	1/2	1/4	1 & 1-1/4	C-045***	989



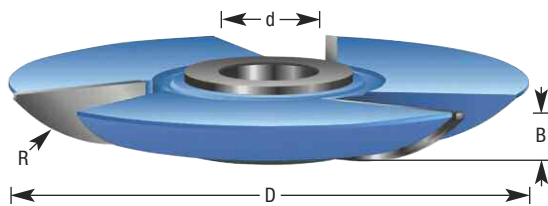
For rub collars & bushings. See pages 332-333.

\*Rub collar for 1/2" arbor only! \*\*Rub collar for 3/4" arbor only! \*\*\*Rub collar for 1-1/4" arbor only!

3D renderings & tool illustrations **not** shown at actual size.  
Wood profiles shown at actual size. Visit our website for additional 1:1 profiles.

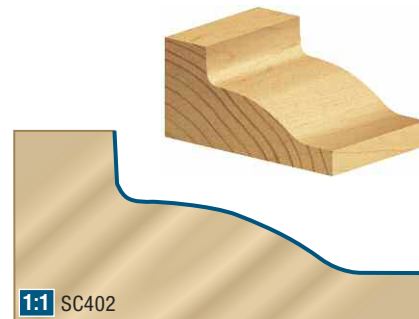
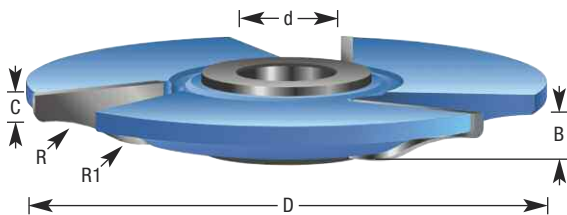
## RAISED PANEL FOR 3/4" MATERIAL

### Cove



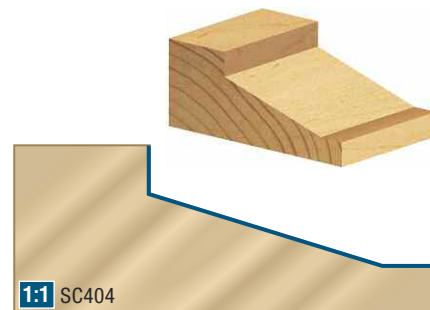
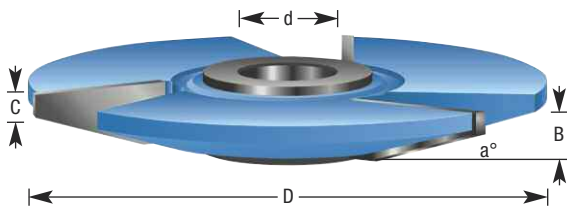
ØD	B	R	Ød	Rub Collar	Tool No.
4-15/16	11/16	1-57/64	1/2 & 3/4	C-004***	SC400
5-1/2	5/8	1-57/64	1 & 1-1/4	C-017***	SC500

### Ogee



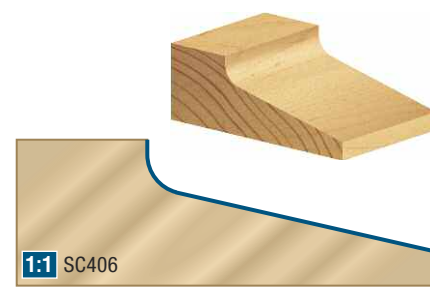
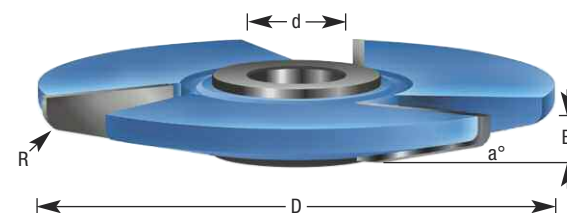
ØD	B	C	R	R1	Ød	Rub Collar	Tool No.
4-15/16	3/4	3/8	1-15/32	1/8	1/2 & 3/4	C-004***	SC402
5-1/2	5/8	5/16	1-15/32	1/8	1 & 1-1/4	C-017***	SC502

### Traditional



ØD	B	C	a°	Ød	Rub Collar	Tool No.
4-15/16	5/8	1/4	17°	1/2 & 3/4	C-004***	SC404
5-1/2	5/8	1/4	17°	1 & 1-1/4	C-017***	SC504

### Traditional



ØD	B	R	a°	Ød	Rub Collar	Tool No.
4-15/16	9/16	13/64	13°	1/2 & 3/4	C-004***	SC406
5-1/2	5/8	13/64	13°	1 & 1-1/4	C-017***	SC506

For rub collars & bushings. See pages 332-333.

\*Rub collar for 1/2" arbor only! \*\*Rub collar for 3/4" arbor only! \*\*\*Rub collar for 1-1/4" arbor only!

3D renderings & tool illustrations **not** shown at actual size.  
Wood profiles shown at actual size. Visit our website for additional 1:1 profiles.



Door Making

Industrial Quality • Carbide Tipped • 3-Wing  
**Shaper Cutters**





Grooving



Profiling




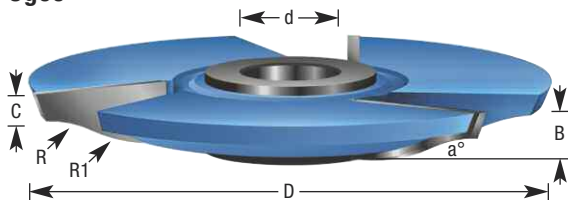
Jointing



Door Making

## RAISED PANEL FOR 3/4" MATERIAL



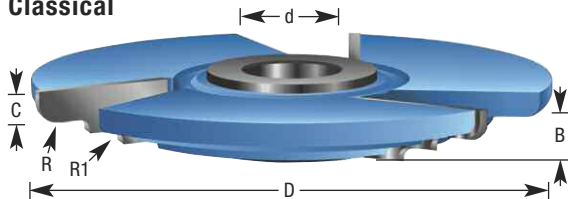
### Ogee



1:1 SC508

ØD	B	C	R	R1	a°	Ød	Rub Collar	Tool No.
4-15/16	11/16	3/8	1-31/32	1-3/8	23°	1/2 & 3/4	C-004***	SC408
5-1/2	5/8	5/16	1-31/32	1-31/32	23°	1 & 1-1/4	C-017***	SC508


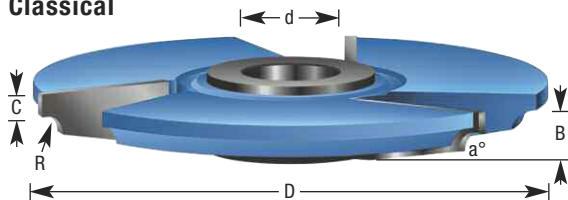
### Classical



1:1

ØD	B	C	R	R1	Ød	Rub Collar	Tool No.
5-1/2	5/8	3/8	13/64	1/8	1 & 1-1/4	C-017***	SC510


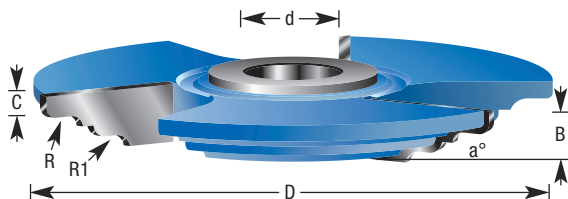
### Classical



1:1

ØD	B	C	R	a°	Ød	Rub Collar	Tool No.
5-1/2	5/8	1/4	13/64	10°	1 & 1-1/4	C-017***	SC512

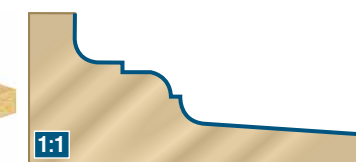
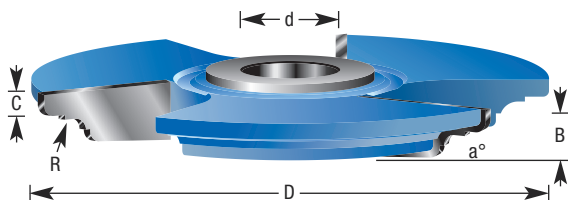
### Cove & Corner Round



1:1

ØD	B	C	R	R1	Ød	Rub Collar	Tool No.
5-1/2	5/8	1/4	1/8	5/32	1 & 1-1/4	C-017***	SC509

### Cove & Corner Round



1:1

ØD	B	C	R	a°	Ød	Rub Collar	Tool No.
5-1/2	5/8	1/4	1/8	4°	1 & 1-1/4	C-017***	SC511

For rub collars & bushings. See pages 332–333.

\*Rub collar for 1/2" arbor only! \*\*Rub collar for 3/4" arbor only! \*\*\*Rub collar for 1-1/4" arbor only!

3D renderings & tool illustrations **not** shown at actual size.  
Wood profiles shown at actual size. Visit our website for additional 1:1 profiles.

# INDUSTRIAL INSERT CARBIDE SHAPER CUTTERS







Grooving



Rabbeting



Planing



Profiling



Jointing



Door Making



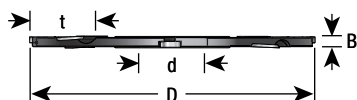
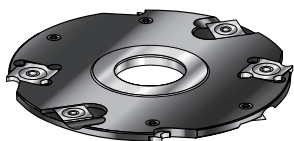
Lamello®



Profile Pro™



Accessories



## GROOVING

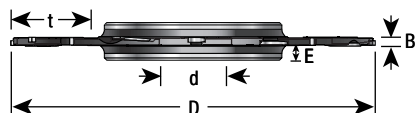
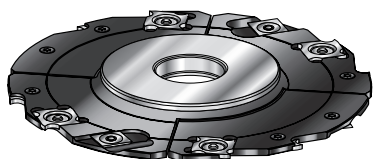
*With Scorer 4mm to 6mm*



Hard wearing steel body complete with tungsten carbide knives and scorer for improved finish. Suitable for producing grooves and slots in softwood, hardwood and man-made boards (with or without coating) on a spindle molder. Can be used with spacer rings for comb jointing.



ØD	B	Teeth	Ød	Max. t	RPM	Repl. T.C. Knife	Tool No.
125mm(5)	4mm(5/32)	4+4	1-1/4	35mm(1-3/8)	6,100-10,500	RCK-18 RCK-71	61451
125mm(5)	5mm(3/16)	4+4	1-1/4	35mm(1-3/8)	6,100-10,500	RCK-19 RCK-71	61453
125mm(5)	6mm(15/64)	4+4	1-1/4	35mm(1-3/8)	6,100-10,500	RCK-33 RCK-71	61454
125mm(5)	1/4	4+4	1-1/4	35mm(1-3/8)	6,100-10,500	RCK-33 RCK-71	61466
150mm(5-7/8)	4mm(5/32)	4+4	1-1/4	45mm(1-3/4)	5,200-8,900	RCK-18 RCK-71	61455
150mm(5-7/8)	5mm(3/16)	4+4	1-1/4	45mm(1-3/4)	5,200-8,900	RCK-19 RCK-71	61456
150mm(5-7/8)	6mm(15/64)	4+4	1-1/4	45mm(1-3/4)	5,200-8,900	RCK-33 RCK-71	61457
180mm(7-1/16)	4mm(5/32)	8+8	1-1/4	55mm(2-5/32)	4,200-7,200	RCK-18 RCK-71	61458
180mm(7-1/16)	5mm(3/16)	8+8	1-1/4	55mm(2-5/32)	4,200-7,200	RCK-19 RCK-71	61459
180mm(7-1/16)	6mm(15/64)	8+8	1-1/4	55mm(2-5/32)	4,200-7,200	RCK-33 RCK-71	61461



## ADJUSTABLE GROOVING

*With Scorer 4mm to 7.5mm*



Hard wearing steel body complete with tungsten carbide knives & scorer for improved finish. Suitable for producing various thickness grooves and slots in softwood, hardwood and man-made boards (with or without coating) on a spindle molder. Cutting width can be adjusted in 0.1mm increments by using supplied spacer rings.



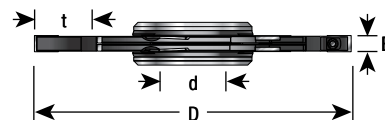
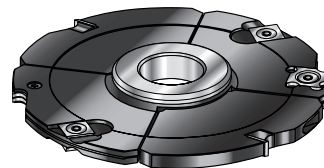
ØD	B	Teeth	E	Ød	Max. t	RPM	Repl. T.C. Knife	Tool No.
160mm(6-5/16)	4 to 7.5mm(5/32 to 19/64)	8+4	6.35(1/4)	1-1/4	30mm(1-3/16)	4,800-8,300	RCK-18 RCK-71	61350
180mm(7-1/16)	4 to 7.5mm(5/32 to 19/64)	8+4	6.35(1/4)	1-1/4	40mm(1-1/2)	4,300-7,500	RCK-18 RCK-71	61352

## 3 PART ADJUSTABLE GROOVING

*With Scorer 4mm to 15.5mm*



Hard wearing steel body complete with tungsten carbide knives and scorer for improved finish. Suitable for producing various thickness grooves and slots in softwood, hardwood and man-made boards (with or without coating) on a spindle molder. Cutting width can be adjusted in 0.1mm increments by using supplied spacer rings.



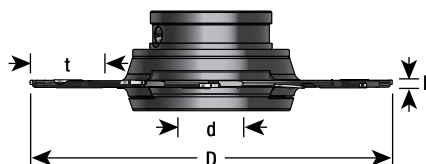
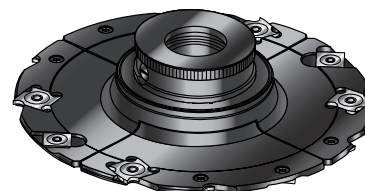
ØD	B	Teeth	Ød	Max. t	RPM	Repl. T.C. Knife			Tool No.
150mm(5-7/8)	4 to 15.5mm(5/32 to 5/8)	2+4+4	1-1/4	45mm(1-3/4)	5,500-8,500	AMA-17	RCK-18	RCK-71	61354

## ADJUSTABLE GROOVING

*With Scorer And Ring Nut*



Hard wearing steel body complete with tungsten carbide knives and scorer for improved finish. Suitable for producing various thickness grooves and slots in softwood, hardwood and man-made boards (with or without coating) on a spindle molder. Cutting width can be adjusted in 0.1mm increments by special threaded bushing and scale without removing the cutter from the spindle.



### With Scorer And Ring Nut 4mm to 7.5mm

ØD	B	Teeth	Ød	Max. t	RPM	Repl. T.C.Knife		Tool No.
130mm(5-1/8)	4 to 7.5mm(5/32 to 19/64)	8+4	1-1/4	20mm(7/8)	5,900-9,800	RCK-18	RCK-71	61330
160mm(6-5/16)	4 to 7.5mm(5/32 to 19/64)	8+4	1-1/4	30mm(1-3/16)	4,800-8,300	RCK-18	RCK-71	61345
180mm(7-1/16)	4 to 7.5mm(5/32 to 19/64)	8+4	1-1/4	40mm(1-1/2)	4,300-7,500	RCK-18	RCK-71	61346

### With Scorer And Ring Nut 8mm to 24mm

ØD	B	Teeth	Ød	Max. t	RPM	Repl. T.C.Knife		Tool No.
160mm(6-5/16)	8 to 15mm(5/16 to 19/32)	4+4	1-1/4	30mm(1-3/16)	4,800-8,300	AMA-17	RCK-70	61340
160mm(6-5/16)	12.5 to 24mm(1/2 to 15/16)	4+4	1-1/4	30mm(1-3/16)	4,800-8,300	AMA-19	RCK-70	61342
180mm(7-1/16)	8 to 15mm(5/16 to 19/32)	4+4	1-1/4	40mm(1-1/2)	4,300-7,500	AMA-17	RCK-70	61343





Grooving



Rabbeting



Planing



Profiling



Jointing



Door Making



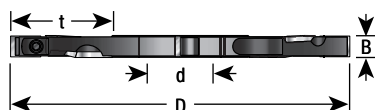
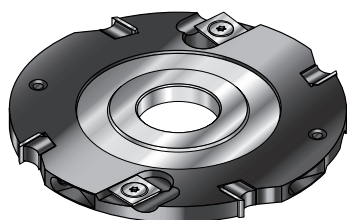
Lamello®



Profile Pro™



Accessories



## GROOVING

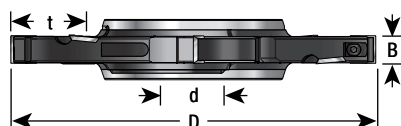
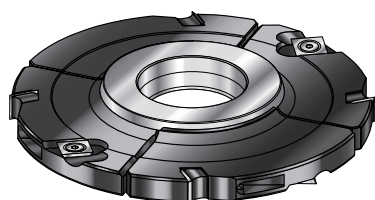
*With Scorer 8mm to 12mm*



Hard wearing steel body complete with tungsten carbide knives and scorer for improved finish. Suitable for producing grooves and slots in softwood, hardwood and man-made boards (with or without coating) on a spindle molder.



ØD	B	Teeth	Ød	Max. t	RPM	Repl. T.C.Knife		Tool No.
125mm(5)	8mm(5/16)	4+4	1-1/4	35mm(1-3/8)	6,100-10,500	AMA-17	RCK-70	<b>61411</b>
125mm(5)	10mm(13/32)	4+4	1-1/4	35mm(1-3/8)	6,100-10,500	AMA-18	RCK-70	<b>61412</b>
125mm(5)	12mm(15/32)	4+4	1-1/4	35mm(1-3/8)	6,100-10,500	AMA-19	RCK-70	<b>61413</b>
125mm(5)	1/2	4+4	1-1/4	35mm(1-3/8)	6,100-10,500	AMA-12	RCK-70	<b>61422</b>
150mm(5-7/8)	8mm(5/16)	4+4	1-1/4	45mm(1-3/4)	5,200-8,900	AMA-17	RCK-70	<b>61414</b>
150mm(5-7/8)	10mm(13/32)	4+4	1-1/4	45mm(1-3/4)	5,200-8,900	AMA-18	RCK-70	<b>61415</b>
180mm(7-1/16)	8mm(5/16)	4+8	1-1/4	55mm(2-5/32)	4,200-7,200	AMA-17	RCK-70	<b>61417</b>
180mm(7-1/16)	10mm(13/32)	4+8	1-1/4	55mm(2-5/32)	4,200-7,200	AMA-18	RCK-70	<b>61418</b>
180mm(7-1/16)	12mm(15/32)	4+8	1-1/4	55mm(2-5/32)	4,200-7,200	AMA-19	RCK-70	<b>61419</b>



## ADJUSTABLE GROOVING

*With Scorer 8mm to 24mm*



Hard wearing steel body complete with tungsten carbide knives and scorer for improved finish. Suitable for producing various thickness grooves and slots in softwood, hardwood and man-made boards (with or without coating) on a spindle molder. Cutting width can be adjusted in 0.1mm increments by using supplied spacer rings.

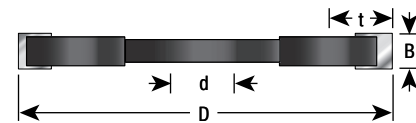
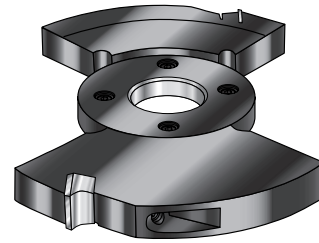


ØD	B	Teeth	Ød	Max. t	RPM	Repl. T.C.Knife		Tool No.
160mm(6-5/16)	8 to 15mm(5/16 to 19/32)	4+4	1-1/4	30mm(1-3/16)	4,800-8,300	AMA-17	RCK-70	<b>61360</b>
160mm(6-5/16)	12.5 to 24mm(1/2 to 15/16)	4+4	1-1/4	30mm(1-3/16)	4,800-8,300	AMA-19	RCK-70	<b>61362</b>
180mm(7-1/16)	8 to 15mm(5/16 to 19/32)	4+4	1-1/4	40mm(1-1/2)	4,300-7,500	AMA-17	RCK-70	<b>61364</b>
180mm(7-1/16)	12.5 to 24mm(1/2 to 15/16)	4+4	1-1/4	40mm(1-1/2)	4,300-7,500	AMA-19	RCK-70	<b>61366</b>

## INTERMEDIATE STACKABLE

7mm, 15mm and 20mm Kerfs

Expand the range of the shim-type adjustable groovers with these intermediate cutters. Works like a stackable dado set: sandwich one or more of the intermediate cutters between a pair of the groovers (model #'s 61350, 61352, 61360, 61362, 61364, 61366). Find the coarse groove width by stacking the appropriate selection of cutters on the shaper spindle, and fine-tune the width by shimming the outside groovers.

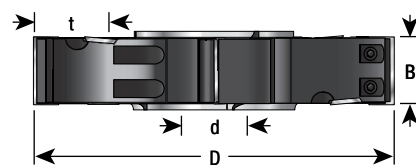
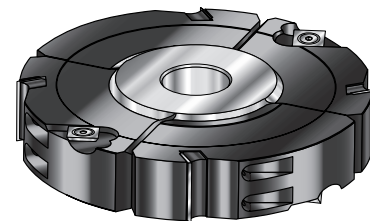


ØD	B	Teeth	Ød	Max. t	RPM	Repl. T.C.Knife	Tool No.
160mm(6-5/16)	7mm(9/32)	2	1-1/4	30mm(1-3/16)	4,800-8,300	AMA-17	61384
160mm(6-5/16)	15mm(19/32)	2	1-1/4	30mm(1-3/16)	4,800-8,300	ICK-15	61386
180mm(7-1/16)	20mm(25/32)	2	1-1/4	30mm(1-3/16)	4,300-7,500	ICK-20	61388

## ADJUSTABLE GROOVING AND RABBETING

With Scorer 20.6mm to 100mm

Hard wearing steel body complete with tungsten carbide knives & scorer for improved finish. Suitable for producing various thickness grooves and rabbets in softwood, hardwood and man-made boards (with or without coating) on a spindle molder. Cutting width can be adjusted in 0.1mm increments by using supplied spacer rings.



ØD	B	Teeth	Ød	Max. t	RPM	Repl. T.C.Knife	Tool No.
160mm(6-5/16)	20.6 to 40mm(13/16 to 19/16)	4+4	1-1/4	40mm(1-1/2)	4,800-8,000	ICK-20 RCK-70	61355
160mm(6-5/16)	30.6 to 60mm(1-7/32 to 2-3/8)	4+4	1-1/4	40mm(1-1/2)	4,800-8,000	RCK-30 RCK-70	61356
160mm(6-5/16)	50.6 to 100mm(2 to 3-15/16)	4+4	1-1/4	40mm(1-1/2)	4,800-8,000	ICK-50 RCK-70	61357
200mm(7-7/8)	20.6 to 40mm(13/16 to 19/16)	4+4	1-1/4	50mm(2)	4,000-6,500	ICK-20 RCK-70	61358



Accessories

Industrial Quality  
Insert Shaper Cutters



Grooving



Rabbeting



Planing



Profiling



Jointing



Door Making



Lamello®

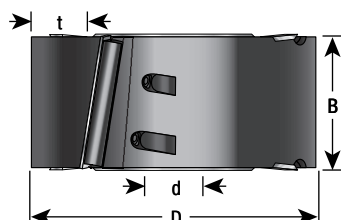
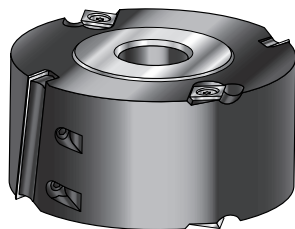


Profile Pro™



Accessories

Industrial Quality  
**Insert Shaper Cutters**



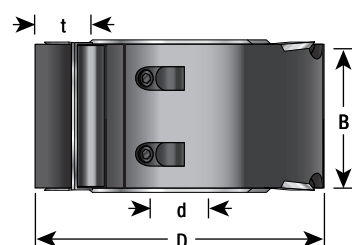

## SHEAR RABBETING

Cutterhead bodies available in hard wearing aluminum or steel, complete with shear angle tungsten carbide knives and scorer. Suitable for producing various thickness rabbets in softwood, hardwood and man-made boards (with or without coating) on a spindle molder. Shear angle reduces tear out and improves quality of cut.



ØD	B	Teeth	Ød	Max. t	RPM	Repl. T.C.Knife		Tool No.
125mm(5)	30mm(1-3/16)	2+4	1-1/4	27mm(1-1/16)	6,100-10,300	RCK-30	RCK-70	61480
125mm(5)	50mm(2)	4+4	1-1/4	27mm(1-1/16)	6,100-10,300	ICK-50	RCK-70	61482
125mm(5)	60mm(2-3/8)	2+4	1-1/4	27mm(1-1/16)	6,100-10,300	ICK-60	RCK-70	61484 *
150mm(5-7/8)	60mm(2-3/8)	2+4	1-1/4	40mm(1-1/2)	5,200-8,600	ICK-60	RCK-70	61485 *

\* Aluminum



## RABBETING

Cutterhead bodies available in hard wearing aluminum or steel, complete with tungsten carbide knives and scorer for improved finish. Suitable for producing various thickness rabbets in softwood, hardwood and man-made boards (with or without coating) on a spindle molder.



ØD	B	Teeth	Ød	Max. t	RPM	Repl. T.C.Knife		Tool No.
85mm(3-3/8)	50mm(2)	2+4	1-1/4	8mm(5/16)	9,000-15,000	RCK-50	RCK-70	61463
90mm(3-9/16)	40mm(1-1/2)	2+4	1-1/4	15mm(19/32)	8,500-12,000	RCK-40	RCK-70	61464 *
100mm(4)	30mm(1-3/16)	2+4	1-1/4	20mm(7/8)	7,600-12,900	RCK-30	RCK-70	61460 *
100mm(4)	50mm(2)	2+4	1-1/4	20mm(7/8)	7,600-12,900	RCK-50	RCK-70	61462 *
125mm(5)	30mm(1-3/16)	2+4	1-1/4	30mm(1-3/16)	6,100-10,000	RCK-30	RCK-70	61470
125mm(5)	50mm(2)	2+4	1-1/4	30mm(1-3/16)	6,100-10,000	RCK-50	RCK-70	61472
125mm(5)	50mm(2)	2+4	1-1/4	30mm(1-3/16)	6,100-10,000	RCK-50	RCK-70	61465 *
125mm(5)	60mm(2-3/8)	2+4	1-1/4	30mm(1-3/16)	6,100-10,000	ICK-60	RCK-70	61467

\*Aluminum



CUT YOUR STOCK TO A

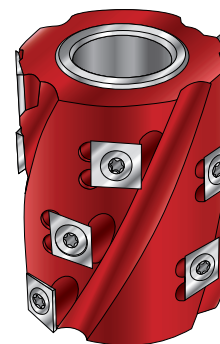
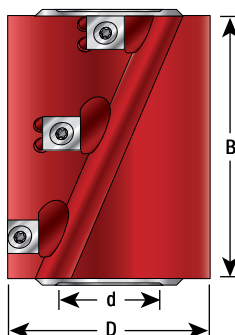
# GLASS SMOOTH

*Finish!*



## SPIRAL PLANER/JOINTING

Hard wearing aluminum body complete with spiral positioned tungsten carbide knives. Suitable for planing and jointing in softwood, hardwood and man-made boards on a spindle molder. Can be used with a bearing guide and ring fence for planing and routing curved work pieces with a template.

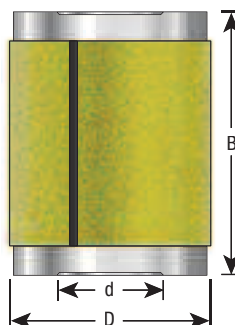


ØD	B	Teeth	Ød	RPM	Repl. T.C. Knife	Rub Collar	Tool No.
62mm(2-1/2)	80mm(3-1/8)	12	1-1/4	8,000-12,000	RCK-70	61596	61292

Replacement screw #67154.

## SANDING DRUM

For sanding rough workpieces using a bottom template and rub collar with ball bearing.



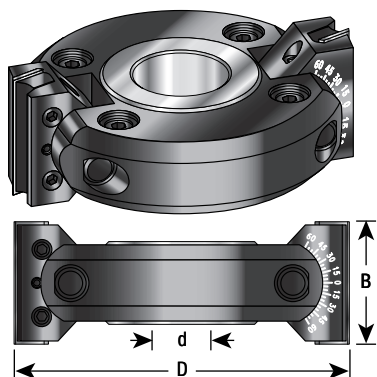
ØD	B	Ød	RPM	Abrasive Replacement	Rub Collar	Tool No.
60mm(2-3/8)	100mm(4)	1-1/4	4,500	AB61293	61596	61293

Replacement Abrasive Material = AB61293 (9"x3") 80 Grit Paper



Industrial Quality  
**Insert Shaper Cutters**





## ADJUSTABLE CHAMFER

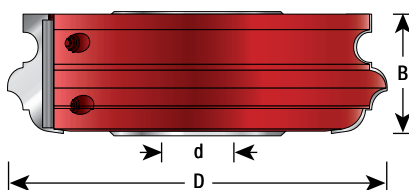

Cutterhead bodies available in hard wearing aluminum or steel, complete with tungsten carbide knives. Suitable for producing chamfer cuts at various angles in softwood, hardwood and man-made boards on a spindle molder. Cutting angle can be adjusted in 7.5° increments by using notched scale. Fine adjustment of 1° is also possible.



ØD	B	a°	Ød	RPM	Repl. T.C. Knife	Tool No.
110mm(4-11/32)	40mm(1-1/2)	-45.0° to +45.0°	1-1/4	7,000-9,000	RCK-40	61303
120mm(4-3/4)	40mm(1-1/2)	-45.0° to +45.0°	1-1/4	6,000-8,500	RCK-40	61304 *
130mm(5-1/8)	50mm(2)	-67.5° to +67.5°	1-1/4	5,000-8,500	ICK-50	61306
150mm(5-7/8)	50mm(2)	-90.0° to +90.0°	1-1/4	5,100-7,400	ICK-50	61307
160mm(6-1/4)	50mm(2)	-90.0° to +90.0°	1-1/4	4,800-6,000	ICK-50	61310 †*

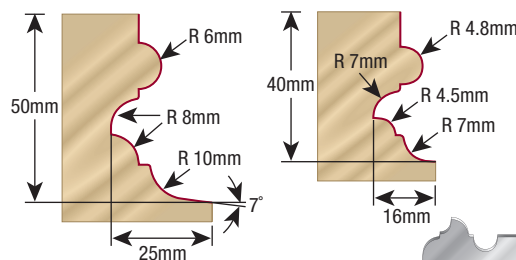
\*Aluminum

† Tool has special mechanism to enable fine tuning angle of 1°

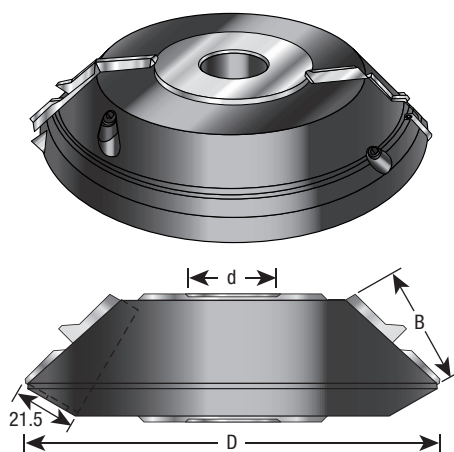


## MULTI PROFILE CUTTER

Aluminum alloy heads with special multi-radii replaceable carbide knives. A very versatile cutter for moldings such as beads, corner rounds, classical or a combination of each. Multiple passes and depth settings will give even further combinations. Two different sizes available. Standard bore is 1-1/4". Includes 3mm T-Handle hex key.

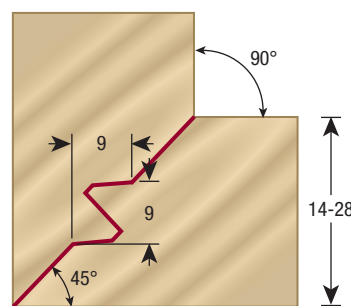


ØD	B	d	RPM	Repl. T.C. Knife	Tool No.
120mm(4-3/4)	40mm(1-1/2)	1-1/4	6,400-10,000	RCK-84	61276
160mm(6-1/4)	50mm(2)	1-1/4	4,800-8,000	RCK-86	61280



## 45° LOCK MITER

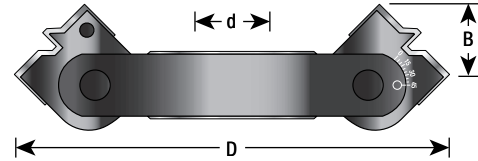
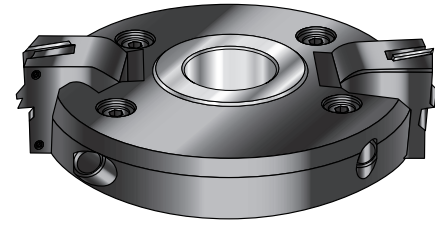
This tool features a solid-steel cutterhead, complete with two tungsten carbide knives. Suitable for producing 45° lock miter joints in softwood, hardwood and man-made boards on a spindle molder. Can also be used for jointing horizontal pieces of timber.



ØD	B	d	RPM	Repl. T.C. Knife	Tool No.
170mm(6-11/16)	40mm(1-1/2)	1-1/4	5,500-10,000	RCK-90	61290

## ADJUSTABLE LOCK MITER

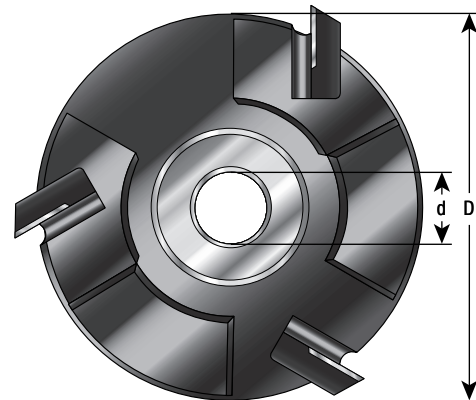
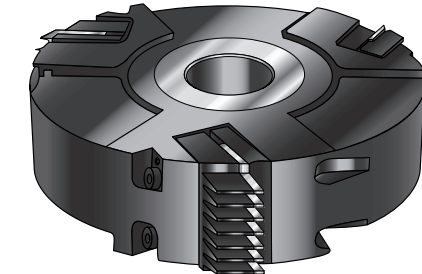
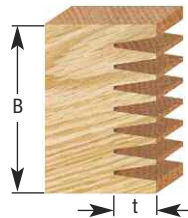
This tool cuts the 45° lock miter and other angles as well. It's the ideal cutter for joining polygon shapes, such as hexagons (6-sided) and octagons (8-sided). The cutter has a solid steel body with replaceable carbide knives. An exclusive adjustment system is used that features positive stops at 7.5° increments for precise indexing of angles.



ØD	B	a°	Ød	Max. RPM	Repl. T.C. Knife	Tool No.
170mm(6-11/16)	40mm(1-1/2)	-45° to +45	1-1/4	6,000	RCK-90	61298

## FINGER JOINT

This stackable finger-jointing tool is an open-design cutter with no limitation on chip size. As such, it's a high-production, high-performance tool to be used only with an automatic or power feed. The tool features a 3-wing solid-steel cutterhead that takes replaceable carbide knives. Each cutter will cut up to 40mm high and 10mm deep. Stack two or more cutterheads on the spindle to increase the cut height capacity.



ØD	B	Ød	Max. t	RPM	Repl. T.C. Knife	Tool No.
170mm(6-11/16)	40mm(1-1/2)	1-1/4	10mm(13/32)	7,000	RCK-92	61270



Grooving



Rabbeting



Planing



Profiling



Joining



Door Making



Lamello®



Profile Pro™

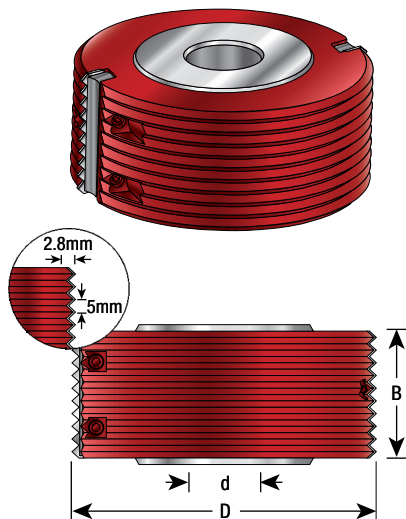


Accessories

Industrial Quality  
**Insert Shaper Cutters**



Industrial Quality  
**Insert Shaper Cutters**

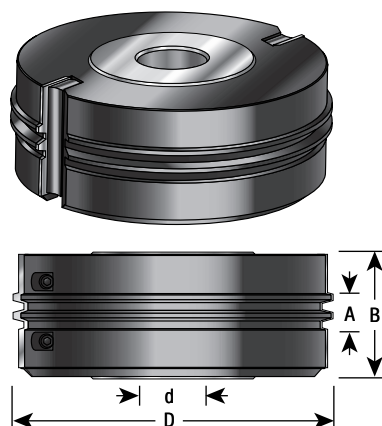


## 'V' TYPE GLUE JOINT

Cutterhead bodies in hard wearing aluminum, complete with tungsten carbide knives. Suitable for producing glue joints in softwood, hardwood and man-made boards on a spindle molder.

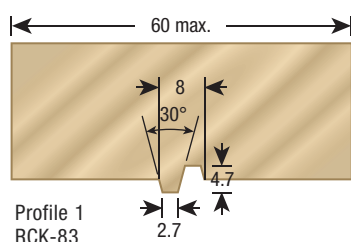



ØD	B	Ød	RPM	Repl. T.C. Knife	Tool No.
90mm(3-1/2)	50mm(2)	1-1/4	8,500-12,000	RCK-72	61296
120mm(4-3/4)	50mm(2)	1-1/4	6,100-10,000	RCK-72	61297

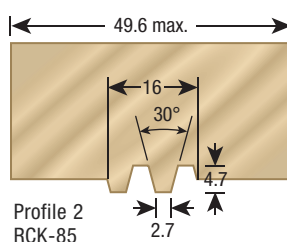


## GLUE JOINT

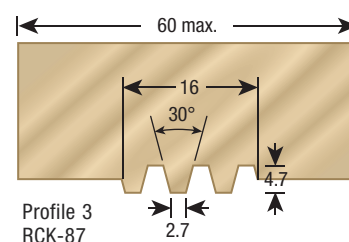
Cutterhead bodies in hard wearing steel and aluminum complete with tungsten carbide knives. Suitable for producing 'finger style' reversible glue joints in softwood, hardwood and man-made boards on a spindle molder.



Profile 1  
RCK-83



Profile 2  
RCK-85



Profile 3  
RCK-87


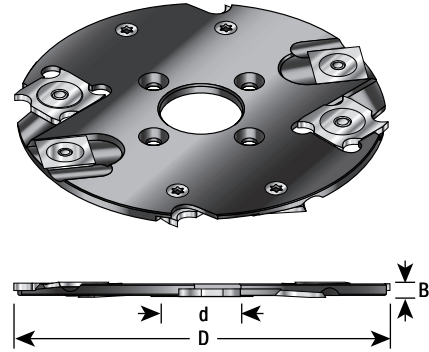



ØD	B	Profile	A	Ød	RPM	Repl. T.C. Knife	Tool No.
120mm(4-3/4)	60mm(2-3/8)	1	7.7mm(5/16)	1-1/4	6,500-9,500	RCK-83	61258 *
130mm(5-1/8)	60mm(2-3/8)	3	23mm(15/16)	1-1/4	5,400-8,800	RCK-87	61268 *
140mm(5-1/2)	50mm(2)	2	15.4mm(5/8)	1-1/4	5,400-8,800	RCK-85	61264

\* Aluminum

## LAMELLO® BISCUIT JOINT


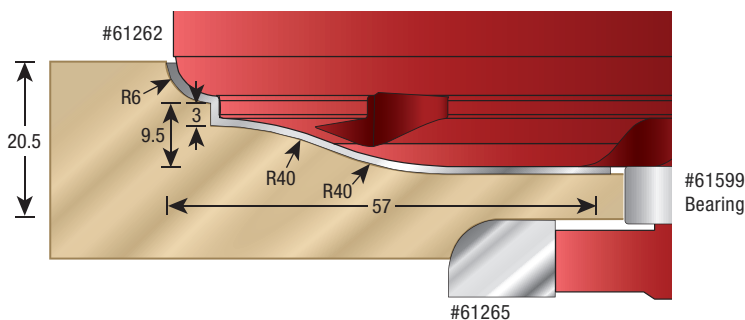
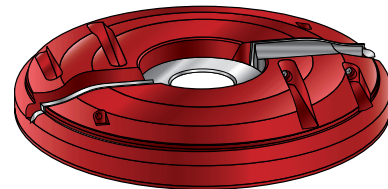
Hard wearing steel body complete with tungsten carbide knives and scorers. Suitable for producing grooves and slots in softwood, hardwood and man-made boards for biscuit jointing. For use with most biscuit jointing machines.



ØD	B	Teeth	Ød	RPM	Repl. T.C. Knife		Tool No.
100mm(4)	4mm(5/32)	2+2	7/8	7,700-15,000	RCK-18	RCK-71	61450
100mm(4)	4mm(5/32)	4+4	7/8	7,700-15,000	RCK-18	RCK-71	61452

## RAISED PANEL & BACKCUTTER

Cutterhead in hard wearing aluminum, complete with tungsten carbide knives. Suitable for producing raised panel profiles in softwood, hardwood and man-made boards on a spindle molder.



Type	ØD	R	B	Ød	Max. t	RPM	Repl. T.C. Knife	Rub Collar	Tool No.
Raised Panel	180mm(7-1/16)	—	25mm(1)	1-1/4	57(2-1/4)	4,500-7,500	RCK-78	61599	61262
Back Cutter	104mm(4-3/32)	5/16	18mm(23/32)	1-1/4	—	7,600-10,000	RCK-132	—	61265



Grooving



Rabbeting



Planing



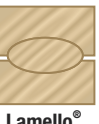
Profiling



Jointing



Door Making



Lamello®



Profile Pro™



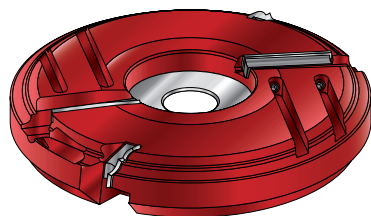
Accessories

Industrial Quality  
**Insert Shaper Cutters**




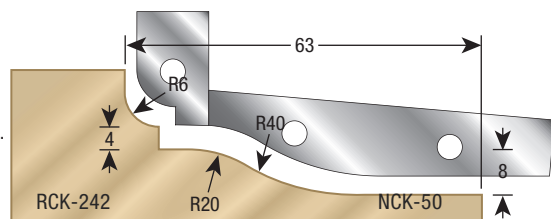
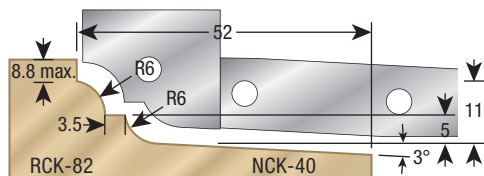
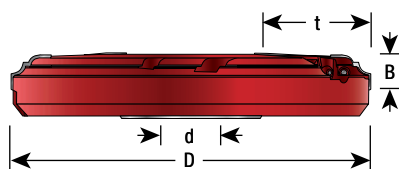


Industrial Quality  
**Insert Shaper Cutters**




## RAISED PANEL

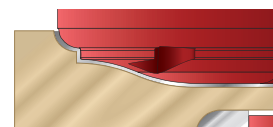
Cutterheads in hard wearing aluminum, complete with two tungsten carbide knives and two scribes. Suitable for producing various raised panel profiles in softwood, hardwood and man-made boards. Raising or lowering the cutterhead on the spindle molder produces different profiles.



61241



61242



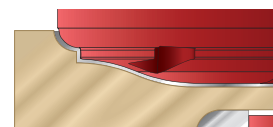

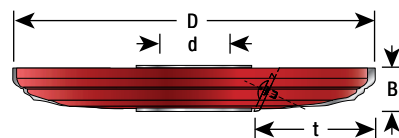
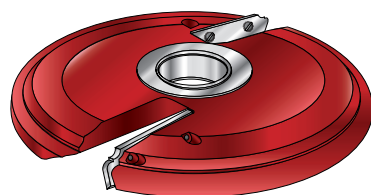
Back Cutter #61265 fits #61241 & #61242. #61265

Type	ØD	R	B	Ød	Max. t	RPM	Teeth	Repl. T.C. Knife	Tool No.
Raised Panel	200mm(7-7/8)	—	20mm(7/8)	1-1/4	52mm(2-1/16)	3,800-6,500	2+2	RCK-82 NCK-40	61241
Raised Panel	200mm(7-7/8)	—	24mm(15/16)	1-1/4	63mm(2-1/2)	3,800-6,500	2+2	RCK-242 NCK-50	61242
Back Cutter	104mm(4-3/32)	5/16	18mm(23/32)	1-1/4	—	7,600-10,000	—	—	61265

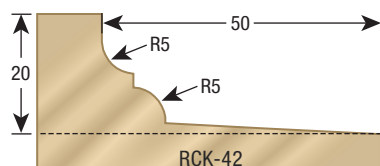


## RAISED PANEL

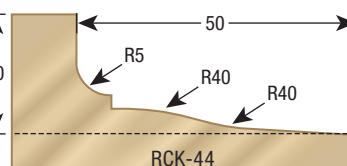
Three different carbide knife profiles for raised panels are available for this aluminum alloy cutterhead. Knives have two cutting edges each. In the standard package, the traditional profile knives (#RCK-42) are furnished with the cutterhead. Only a regular flat-blade screwdriver is required to change knives. To cut the ogee or cove profiles, order the cutterhead and the desired knives separately.



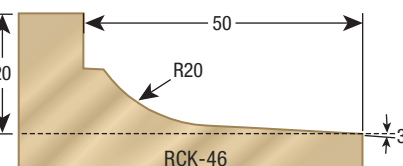
Back Cutter #61265 fits #61260. #61265



RCK-42



RCK-44



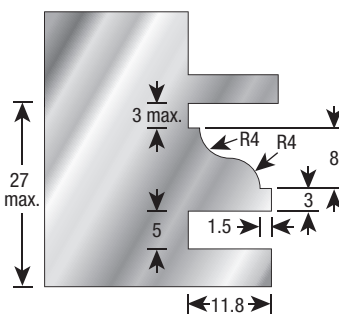
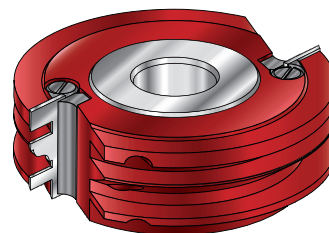
RCK-46

Type	ØD	R	B	Ød	Max. t	RPM	Teeth	Repl. T.C. Knife	Tool No.
Raised Panel	160mm(6-1/4)	—	22mm(7/8)	1-1/4	50mm(2)	4,800-8,000	2+2	—	61260 *
Back Cutter	104mm(4-3/32)	5/16	18mm(23/32)	1-1/4	—	7,600-10,000	—	RCK-132	61265

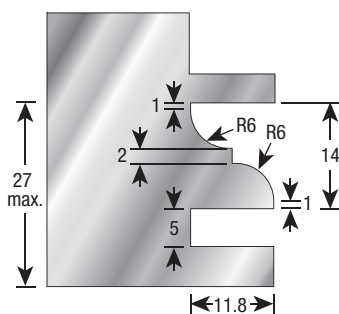
\* RCK-42 included. Replacement knives sold separately.

## STILE & RAIL

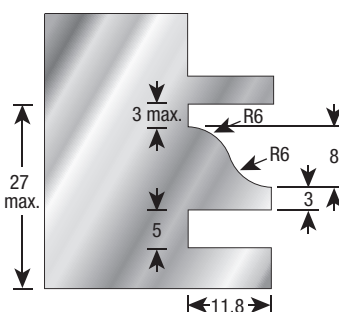

Cutterhead in hard wearing aluminum alloy with one-sided reversible tungsten carbide knives, utilizing the same knives for both stile and rail cuts by simply adjusting the spindle height of your shaper. Same tool body accepts all four different profiles. 3mm T-handle hex key included. To change profiles order individual knives separately. All patterns are designed for 7/8" through 1" thick materials.



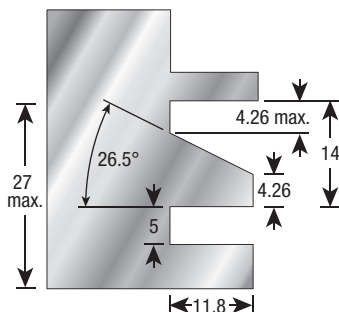
RCK-60




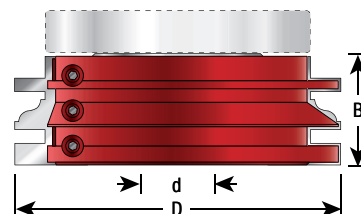

RCK-64



RCK-62



RCK-66



ØD	B	Teeth	Ød	Max. t	RPM	Repl. T.C.Knife	Tool No.
120mm(4-3/4)	40mm(1-1/2)	2	1-1/4	11.8mm(15/32)	6,400-8,400	RCK-60	61272
120mm(4-3/4)	40mm(1-1/2)	2	1-1/4	11.8mm(15/32)	6,400-8,400	RCK-64	61273
120mm(4-3/4)	40mm(1-1/2)	2	1-1/4	11.8mm(15/32)	6,400-8,400	RCK-62	61274
120mm(4-3/4)	40mm(1-1/2)	2	1-1/4	11.8mm(15/32)	6,400-8,400	RCK-66	61275

Optional replacement bearing #61609 (98mm x 1-1/4 x 15mm).



Profile Pro™



Accessories

Industrial Quality  
**Insert Shaper Cutters**



Industrial Quality  
**Insert Shaper Cutters**

# RATTLE-FREE CABINET DOORS

DESIGNED TO ACCOMMODATE  
UNDERSIZED PLYWOOD FLAT PANELS



**instile™**  
& RAIL SYSTEM



## ADJUSTABLE TONGUE & GROOVE SET



The perfect fix for undersized plywood flat panel "Mission Style, Arts & Crafts and Shaker" cabinet doors.

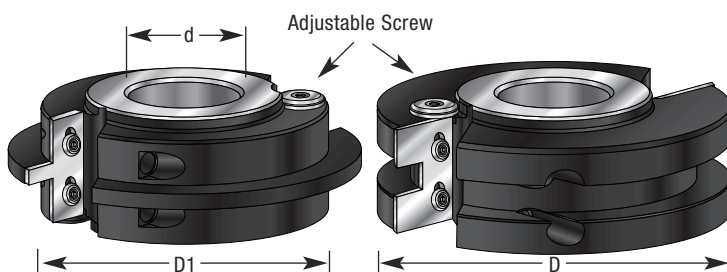
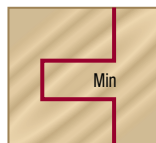
Set includes unique adjustment system and a gauge for precise settings.

- Designed to cut precise grooves to provide undersized plywood veneered panels with a snug, rattle-free fit.
- For 5.5mm undersized 1/4" plywood.
- For 5.9mm oversized 1/4" veneered plywood.
- Adjust the panel groove width 3/16" to 5/16".
- Cut frame stock from 5/8" through 1-3/16" in thickness.

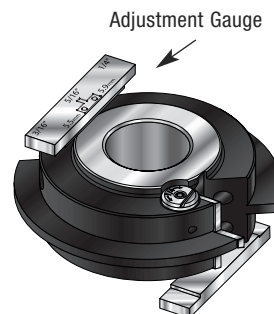
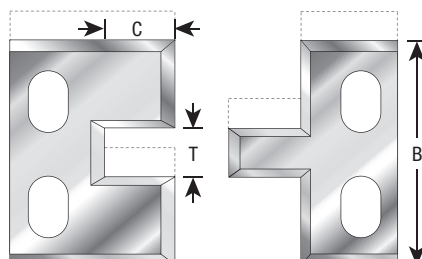


ØD	ØD1	T	C	B	Ød	RPM	Repl. T.C. Knife	Rub Collar	Tool No.
4	3-1/4	4.7 to 7.9mm (3/16 to 5/16)	3/8	1-3/16	1-1/4	12,900	RCK-236	RCK-238	C-033
									<b>61218</b>

Replacement knives RCK-236 & RCK-238 consist of one pair each.



Adjust the panel groove width 3/16" to 5/16"



See Pages 130-132 for  
Instile & Rail System™  
Adjustable Tongue & Groove  
Router Bit Sets.

See Page 296 for  
Instile & Rail System™  
Adjustable Tongue & Groove  
Shaper Cutters Sets.





## PROFILE PRO™ SHAPER CUTTERS

**Note:** Machine safety guards have been removed for photo clarity.

### THE PROFILE PRO™ UNIVERSAL SHAPER CUTTER SYSTEM FROM AMANA TOOL®

Designed for professionals, the Profile Pro™ features over **135 different interchangeable steel knife patterns**, ranging from molding to joinery to door sets, which can all be used with a single cutterhead. Blank (unground) knives are also available for custom patterns.

The Profile Pro™ features a unique system of fixed steel pins (A), screws (B) and a wedge block (C) that simultaneously indexes and secures the knives (D) to the head (E). This enables fast, accurate set-ups and eliminates the tedious task of adjusting the knives. This type of system also offers greater safety over other types of cutterheads.

The Profile Pro™ cutterheads are 100mm, 110mm and 120mm black-oxide finished solid steel or 68mm, 88mm, 100mm and 120mm anodized lightweight aluminum alloy. The steel cutterheads are recommended for heavy-duty type shapers with 3 horsepower or more. The aluminum heads, which are 60% less weight than their steel counterparts, are recommended for all spindle shapers, especially smaller machines with 2 horsepower or less.

When selecting the diameter, choose a cutterhead that will properly fit within the table insert rings of your shaper. The diameters shown are for the head only, so you must add from 14mm to 38mm to the diameter to allow for the knives. (Example: Cutterhead #61100 or SCS-1000 (88mm) with #64F000 straight knives (add 14mm) = 102mm total outside diameter.)

### 10 POPULAR PROFILES NOW AVAILABLE CARBIDE TIPPED

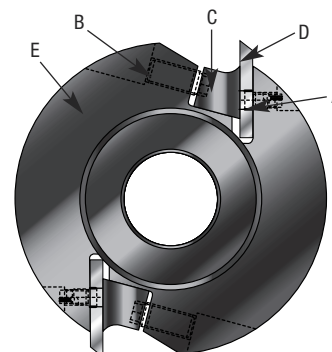
See Pages 330-331.



Above: Aluminum-Alloy  
Profile Pro™ Shaper Head



Above: Solid Steel  
Profile Pro™ Shaper Head



Grooving



Rabbeting



Planing



Profiling



Jointing



Door  
Making



Lamello®



Profile Pro™



Accessories

Industrial Quality  
**Insert Shaper Cutters**





Grooving



Rabbeting



Planing



Profiling



Jointing



Door Making



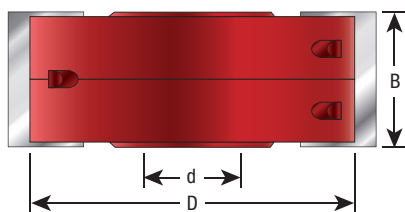
Lamello®



Profile Pro™



Accessories

Industrial Quality  
**Insert Shaper Cutters**

## PROFILE PRO™ MULTI-SHAPER STARTER SETS

All sets include the basic 68mm or 88mm diameter aluminum alloy cutterhead and seven pairs of interchangeable profile knives. Also included is a custom hardwood storage box, hex key and color poster showing many of the different available knife profiles. Look over the following pages for a full line of aluminum and steel cutterheads in 3/4", 1", 1-1/4" and 30mm bores, a wide array of additional knives, T-bushings for 1/2" and 3/4" diameter arbors, and empty hardwood storage boxes.

ØD	B	Ød	RPM Ideal/max.	Set No.
68mm(2-11/16)	40mm(1-1/2)	3/4 to 1/2	7,000/9,000	SCS-1106*
88mm(3-1/2)	40mm(1-1/2)	1	7,000/9,000	SCS-1000
88mm(3-1/2)	40mm(1-1/2)	30mm	7,000/9,000	SCS-1002
88mm(3-1/2)	40mm(1-1/2)	1-1/4	7,000/9,000	SCS-1004

ØD	B	Ød	RPM Ideal/max.	Set No.
68mm(2-11/16)	40mm(1-1/2)	3/4 to 1/2	7,000/9,000	SCS-1108*
88mm(3-1/2)	40mm(1-1/2)	30mm	7,000/9,000	SCS-1100
88mm(3-1/2)	40mm(1-1/2)	1	7,000/9,000	SCS-1102
88mm(3-1/2)	40mm(1-1/2)	1-1/4	7,000/9,000	SCS-1104

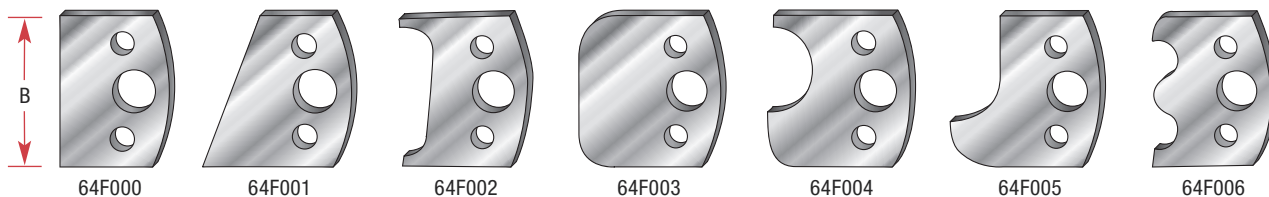
\* Includes 2 bushings (#BU-561) 3/4" to 1/2"

### Replacement Parts:

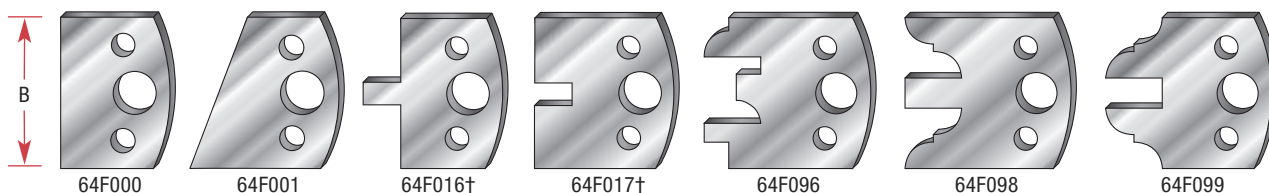
Description	Size	Qty. Required	Tool No.
Wedge Blocks	For 40mm Knives	2	WB-40
Allen Socket Knife Screws	8x16mm	2	67144
'L' Shaped Allen Key	4mm	1	5010
Wood Storage Box	For 6 Pair Of Knives	1	62282
Bushing	3/4" to 1/2"	2	BU-561
Knife Set Pins	—	4	67153

The following 40mm knives are included in each set:

SCS-1000/1002/1004/1106



SCS-1100/1102/1104/1108



† Part #'s 64F016 and 64F017 available carbide tipped, see page 331 for more information.

Knives shown at approx. 50% of actual size. See pages 331–332 for larger selection of knives.

## PROFILE PRO™ SHAPER CUTTERS ALUMINUM CUTTERHEADS (For 40mm Knife System)

Profile Pro™ red anodized aluminum alloy cutterheads in 68mm, 88mm, 100mm or 120mm diameters.

ØD	B	Ød	RPM Ideal/max.	Set No.
68mm	40mm(1-1/2)	3/4	7,000/9,000	61068*
88mm(3-1/2)	40mm(1-1/2)	30mm	7,000/9,000	61100
88mm(3-1/2)	40mm(1-1/2)	1	7,000/9,000	61102
88mm(3-1/2)	40mm(1-1/2)	1-1/4	7,000/9,000	61104
100mm(4)	40mm(1-1/2)	1	5,800/9,000	61200
100mm(4)	40mm(1-1/2)	30mm	5,800/9,000	61204
100mm(4)	40mm(1-1/2)	1-1/4	5,800/9,000	61208
120mm(4-3/4)	40mm(1-1/2)	1	5,100/7,900	61228
120mm(4-3/4)	40mm(1-1/2)	30mm	5,100/7,900	61232
120mm(4-3/4)	40mm(1-1/2)	1-1/4	5,100/7,900	61236

See page 333 for reducing 'T' bushings.

\* Includes 2 Bushings (BU-561) 3/4" to 1/2."

ØD	B	Ød	RPM Ideal/max.	Set No.
120mm	50mm	1-1/4	4,500/6,600	61237+

+ **Warning!**: Fits only blank knives 5.5mm thick #65RM127 and #HSSRM127 found on page 331.

## STEEL CUTTERHEADS (For 40mm Knife System)

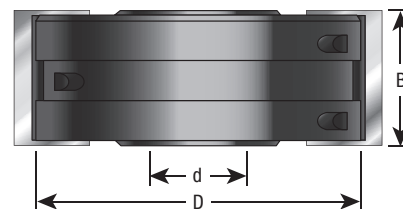
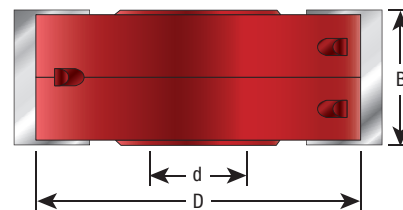
Profile Pro™ black oxide solid steel cutterheads in 100mm or 120mm diameters.

ØD	B	Ød	RPM Ideal/max.	Set No.
100mm(4)	40mm(1-1/2)	1	5,800/9,000	61212
100mm(4)	40mm(1-1/2)	30mm	5,800/9,000	61216
100mm(4)	40mm(1-1/2)	1-1/4	5,800/9,000	61220
120mm(4-3/4)	40mm(1-1/2)	1	5,100/7,900	61240
120mm(4-3/4)	40mm(1-1/2)	30mm	5,100/7,900	61244
120mm(4-3/4)	40mm(1-1/2)	1-1/4	5,100/7,900	61248

### Replacement Parts:

Description	Size	Qty. Required	Tool No.
Allen Socket Screws	8x16mm	2	67144
Wedge Blocks	For 40mm Knives	2	WB-40
'L' Shaped Allen Key	4mm	1	5010
Knife Set Pins		4	67153

See page 333 for reducing 'T' bushings.



Grooving



Rabbeting



Planing



Profiling



Jointing



Door Making



Lamello®



Profile Pro™



Accessories



Industrial Quality

Insert Shaper Cutters

Industrial Quality  
Insert Shaper Cutters



Grooving



Rabbeting



Planing



Profiling



Jointing

Door  
Making

Lamello®



Profile Pro™



Accessories

Industrial Quality  
**Insert Shaper Cutters**

## STEEL CUTTERHEADS

*(For 60mm Knife System)*

Profile Pro™ black oxide solid steel cutterhead.

ØD	B	Ød	RPM Ideal/max.	Set No.
110mm(4)	60mm(2-3/8)	1-1/4	4,200/6,000	61249

Blank unground knife may be found below.

Profile knives may be found on bottom of page 331.

## 40MM STEEL KNIVES

*10 Popular Profiles Now Available Carbide Tipped\**

\* Part #'s beginning with "CT" and marked in red are carbide tipped.

**Note:** Each part # consists of one pair. See page 331 for blank (unground) knives.

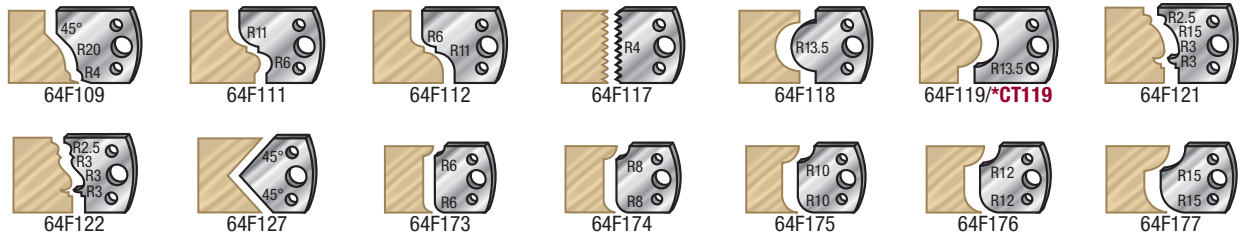
Specifications shown ('R8', 'R10' etc.) are in millimeters.

More Profiles Available On Our Website  
[www.amanatool.com](http://www.amanatool.com)

**Amana Tool®**3D renderings & tool illustrations **not** shown at actual size. Visit our website for 1:1 profiles.

## 40MM STEEL KNIVES (Cont.)

10 Popular Profiles Now Available Carbide Tipped\*



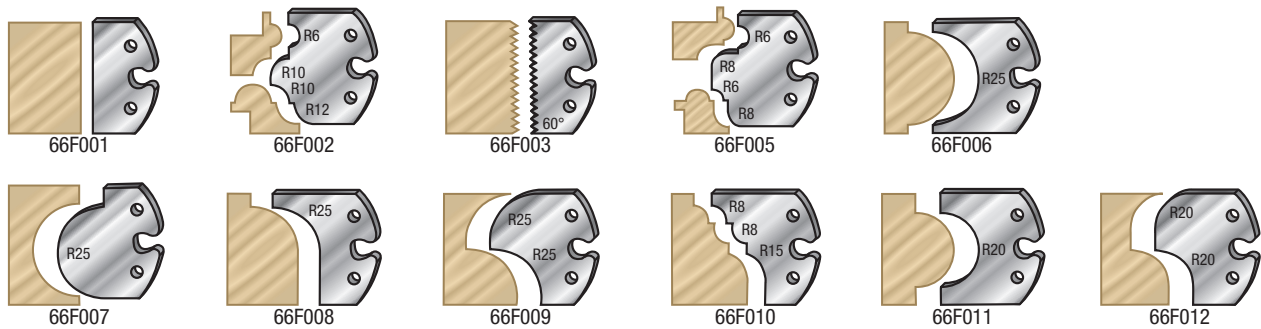
\* Part #'s beginning with "CT" and marked in red are carbide tipped.

**Note:** Each part # consists of one pair. See below for blank (unground) knives.

Specifications shown ('R8', 'R10' etc.) are in millimeters.

## +60MM STEEL KNIVES

(Limiters Included)



**Note:** Each part # consists of one pair. See page 330 for blank (unground) knives.

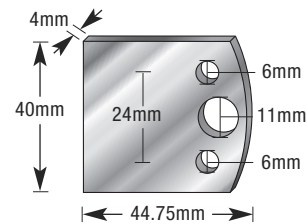
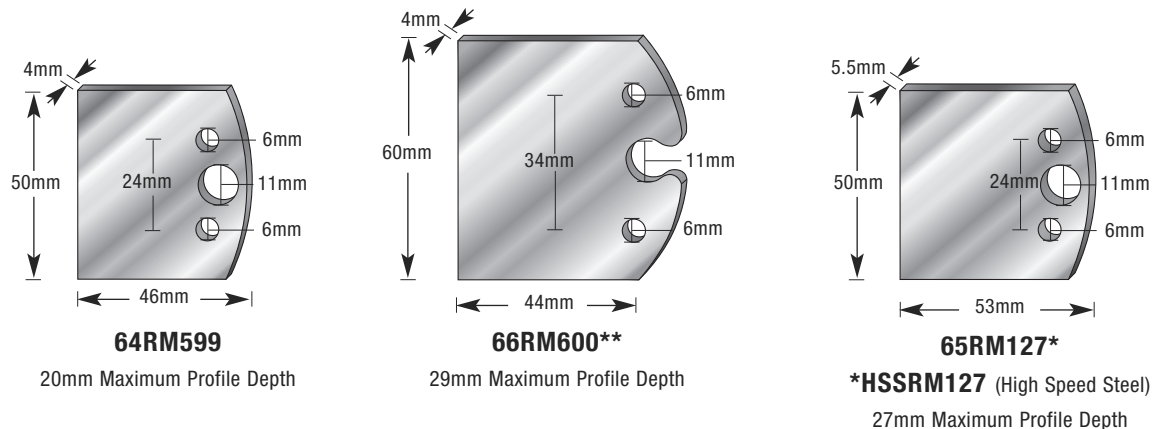
Specifications shown ('R8', 'R10' etc.) are in millimeters.

## BLANK (UNGROUND) KNIVES

For Custom Grinding

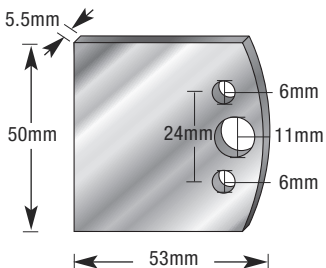
\* **Warning!** Fits only on special cutter head #61237, page 329.

\*\* Fits only on special cutter head #61249



**64RM193**

18mm Maximum Profile Depth



**65RM127\***

\*HSSRM127 (High Speed Steel)

27mm Maximum Profile Depth



Accessories

Industrial Quality  
**Insert Shaper Cutters**



Grooving

Rabbeting



Planing

Profiling

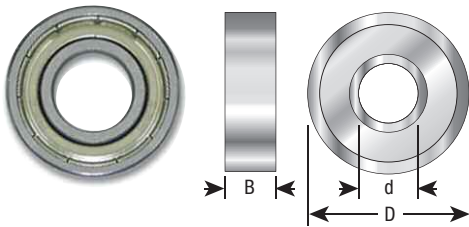
Jointing

Door Making

Lamello®

Profile Pro™

Accessories



## BALL BEARING RUB COLLARS

For Shaper Cutters

For 1/2", 3/4" & 1-1/4" Diameter Spindles

Designed for template shaping such as arched or cathedral doors, etc. Features a ball bearing center with a steel sleeve and is available with either 1/2", 3/4" and 1-1/4" inside diameter. Please see page 333 for additional rub collars.

Use for Amana Tool® No.	Ød	ØD	B	Tool No.
SC600	1/2	0.874 (7/8)	5/32	C-001
	1/2	1.125 (1-1/8)	5/16	47800 *
SC602, SC604, SC606	1/2	1.250 (1-1/4)	5/32	C-002
	1/2	1.374 (1-3/8)	5/32	C-003
993	1/2	1.500 (1-1/2)	5/16	47806 *
939, SC624, SC642	3/4	1.457	9.5mm	C-043
977	3/4	1.500 (1-1/2)	9.5mm	C-044
905, 950, 906, 929, 930, SC626, SC636, SC638, SC650, SC652, SC654, SC656, SC658	3/4	1.625 (1-5/8)	7/16	C-005
SC586, SC587, SC588, SC589	3/4	42mm (1-21/32)	9mm	47757 <b>NEW</b>
957	3/4	1.687 (1-11/16)	7/16	47810 *
900, 901, 968, 969, 980, 998, 991, SC410, SC412 SC414, SC416, SC630, SC640, SC646	3/4	1.750 (1-3/4)	7/16	C-006
965, SC442, SC444, SC446, SC582, SC592	3/4	1.811	7/16	C-007
921, 922, 927, 928, 932, 938, 940, 945, 952, 958, 994, SC554, SC558, SC590, SC634, SC648	3/4	1.874 (1-7/8)	7/16	C-008
964, SC400, SC402, SC404, SC406, SC408	3/4	1.937 (1-15/16)	7/16	C-004
SC440, SC460	3/4	1.964	7/16	C-009
902, 903, 904, 951, 966, SC442, SC644, SC446	3/4	2.000	7/16	C-010
922	3/4	2.063	7/16	C-022
SC585	3/4	2.031 (2-1/32)	7/16	C-039
992	3/4	2.106	7/16	C-023
905, 925, 926, 959, 999, SC618, SC640	3/4	2.125 (2-1/8)	7/16	C-011
975, 976	3/4	2.153	7/16	C-024
	3/4	2.187 (2-3/16)	7/16	47820 *
SC444	3/4	2.216	7/16	C-012
972, 974, SC628	3/4	2.250 (2-1/4)	7/16	C-025
	3/4	2.272	7/16	C-013
933, SC616, SC441	3/4	2.295	7/16	C-014
911	3/4	2.311	7/16	C-026
960, 961, 971, 973, SC620, SC622	3/4	2.375 (2-3/8)	7/16	C-015
962	3/4	2.425	7/16	C-027
960, 961	3/4	2.468	7/16	C-028
940, 945, 986-VC, 985-VC, 994	3/4	2.500 (2-1/2)	7/16	C-016
934, 935, 936, 937	3/4	2.555	7/16	C-029
984-VC, 987-VC, SC430, SC432	3/4	2.625 (2-5/8)	7/16	47822 *
967	3/4	2.733	7/16	C-030
989	1-1/4	1.850	9mm	C-045
SC532, SC534, SC536	1-1/4	2.000	9mm	C-050
SC680, SC682	1-1/4	2.165	1/2	C-051
SC593	1-1/4	2.312 (2-5/16)	1/2	C-040
924	1-1/4	2.375 (2-3/8)	1/2	C-041
931, 984, 985, 985-LH, 986, 987, A-30-114, A-30-116, A-30-118, A-30-120, SC420, SC422, SC426, SC500, SC502, SC504, SC506, SC508, SC509, SC510, SC511, SC512, SC514, SC516, SC520, SC522, SC524, SC526, SC528, SC530, SC556, SC559, SC580, SC617	1-1/4	2.500 (2-1/2)	1/2	C-017
SC584, SC594	1-1/4	2.531	1/2	C-018
SC424, SC540, SC542, SC544, SC546, SC548, SC550, SC560, SC562, SC564	1-1/4	2.688	1/2	C-019
SC542, SC546, SC548	1-1/4	2.874 (2-7/8)	1/2	C-020
A-28-108, A-29-108, A-30-110	1-1/4	3.000	1/2	C-032
SC540, SC544, SC550	1-1/4	3.090	1/2	C-021
SC462, SC666	1-1/4	3.185	1/2	C-049
A-28-106, A-29-106, A-30-108	1-1/4	3.250 (3-1/4)	1/2	C-033
A-28-104, A-29-104, A-30-104	1-1/4	3.500 (3-1/2)	1/2	C-035
A-32-100, A-32-200, A-32-400	1-1/4	3.555	1/2	C-036
A-28-102, A-29-102, A-30-102	1-1/4	3.625 (3-5/8)	1/2	C-037
A-28-100, A-29-100, A-30-100	1-1/4	3.750 (3-3/4)	1/2	C-038

\*Includes 2 steel shims .007" (#55358); Rub collar shim (#55358)

## BALL BEARING RUB COLLARS

For 3/4", 1", 1-1/4" & 30mm Spindle Shapers


Designed for template shaping such as arched or cathedral doors, etc. Features a steel ball bearing center and interchangeable, lightweight aluminum rub collar sleeves. To order, specify rub collar (example: #61600, 75mm), and then order the correct size bearing to fit your spindle. The bearing includes a special steel retaining collar that properly secures the assembly to your spindle (3/4", 1", 1-1/4" or 30mm).

ØD	B	Order No. (Rub collar only)
75mm	16mm	61600
80mm	16mm	61602
85mm	16mm	61604
90mm	16mm	61606
95mm	16mm	61608
100mm	16mm	61610
4	16mm	61615
103mm	15mm	61611 <b>NEW</b>
105mm	16mm	61612
110mm	16mm	61614
115mm	16mm	61616
120mm	16mm	61618
125mm	16mm	61620
130mm	16mm	61622
140mm	16mm	61624
150mm	16mm	61626
160mm	16mm	61628
170mm	16mm	61630

Ød	Order No. (Ball bearing w/ retainer)
1-1/4	61650
1	61652
30mm	61654
3/4	61656

Ød	Order No. (retainer only)
1-1/4	61670
1	61672
30mm	61674
3/4	61676

**Note:** Bearing only  
(1-1/4 x 2-1/2) order  
#61660 (no retainer).



## DOUBLE 'T' BUSHINGS

Ød	ØD	B	Tool No.
1/2	3/4	1-5/16	BU-918
3/4	1	1-5/16	BU-916
3/4	1-1/4	1-5/16	BU-914
1	1-1/4	1-5/16	BU-912

## LONG 'T' BUSHINGS

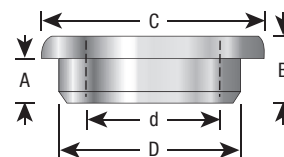
Ød	ØD	B	Tool No.
1/2	3/4	1-5/16	BU-928
3/4	1	1-5/16	BU-926
3/4	1-1/4	1-5/16	BU-924
1	1-1/4	1-5/16	BU-922

## SHAPER CUTTER 'T' BUSHINGS

(With Flange), 2 Required Per Cutter

Each item number consists of one of each.

Ød	ØD	A	B	C	Tool No.
1/2	3/4	5mm	9mm	55mm	BU-561
1/2	3/4	1/4	11/32	1	BU-550
1/2	1	5mm	9mm	55mm	BU-565
3/4	1	5mm	9mm	55mm	BU-564
3/4	30mm	5mm	9mm	55mm	BU-562
3/4	1-1/4	5mm	9mm	55mm	BU-570
3/4	1-1/4	1/4	15/32	1-3/4	BU-600
20mm	1-1/4	11/64	1/4	1-3/4	BU-724
1	1-1/4	3/16	9/32	1-3/4	BU-700
1	1-1/4	5mm	9mm	55mm	BU-568
1	1-1/4	1/4	11/32	1-3/4	BU-720
1	1-1/4	11/32	1/2	1-3/4	BU-750
1	30mm	5mm	9mm	55mm	BU-560
1-1/8	1-1/4	13/64	1/4	1-3/4	BU-722
30mm	1-1/4	5mm	9mm	55mm	BU-566



Industrial Quality  
**Insert Shaper Cutters**



Grooving



Rabbeting



Planing



Profiling



Jointing



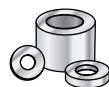
Door Making



Lamello®

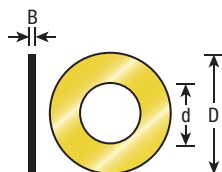
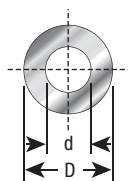
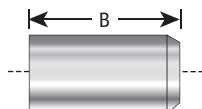


Profile Pro™



Accessories

Industrial Quality  
**Insert Shaper Cutters**



## SPACERS (Sleeve Bushings) For Shaper Cutters

For 1/2" Spindles

Ød	ØD	B	Tool No.
1/2	3/4	.437 (7/16)	BU-902
1/2	3/4	.500 (1/2)	BU-900
1/2	3/4	.750 (3/4)	BU-910
1/2	3/4	1.620 (1-1/16)	BU-920
1/2	3/4	1.250 (1-1/8)	BU-930
1/2	1	.250 (1/4)	67220
1/2	1	.375 (3/8)	67221
1/2	1	.500 (1/2)	67222
1/2	1	.750 (3/4)	67223
1/2	1	1	67224

For 3/4" Spindles

3/4	1	.250 (1/4)	67230
3/4	1	.375 (3/8)	67243
3/4	1	.437 (7/16)	BU-904
3/4	1-1/4	.250 (1/4)	67225
3/4	1-1/4	.375 (3/8)	67226
3/4	1-1/4	.437 (7/16)	BU-906
3/4	1-1/4	.500 (1/2)	67227
3/4	1-1/4	.750 (3/4)	67228
3/4	1-1/4	1	67229
3/4	1-1/2	.250 (1/4)	67241
3/4	1-5/8	.250 (1/4)	67242
3/4	1-7/8	.250 (1/4)	919

For 1" Spindles

1	1-1/4	.437 (7/16)	BU-908
1	1-1/2	.250 (1/4)	67231
1	1-1/2	.375 (3/8)	67232
1	1-1/2	.500 (1/2)	67233
1	1-1/2	.750 (3/4)	67234
1	1-1/2	1	67235

For 1-1/4" Spindles

30mm	1-1/4	.250 (1/4)	67244
30mm	1-1/4	.375 (3/8)	67245
30mm	1-1/4	.500 (1/2)	67246
30mm	1-1/4	.750 (3/4)	67247
30mm	1-1/4	1	67248
1-1/4	1-3/4	.250 (1/4)	67236
1-1/4	1-3/4	.375 (3/8)	67237
1-1/4	1-3/4	.500 (1/2)	67238
1-1/4	1-3/4	.750 (3/4)	67239
1-1/4	1-3/4	1	67240

## 8 PC. SHIM SETS FOR SHAPER CUTTERS **NEW**

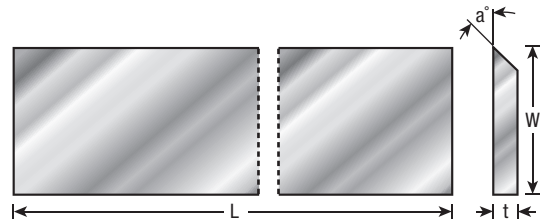
Application: General purpose arbor shims used on assembly type tools that require cutter adjustment. Particularly useful after tool re-sharpening.

Diameters 'd' Inside x 'D' Outside	8 Pc set includes: 'B' Shim Thickness	Qty.	Tool No.
3/4 x 1-1/4	0.1mm (.0040)	1pc.	67250
	0.2mm (.0078)	2pc.	
	0.5mm (.0197)	1pc.	
	1.0mm (.0393)	4pc.	
1-1/4 x 1-3/4	0.1mm (.0040)	1pc.	67252
	0.2mm (.0078)	2pc.	
	0.5mm (.0197)	1pc.	
	1.0mm (.0393)	4pc.	

## PLANER & JOINTER KNIVES

### T-1 High-Speed Steel (HSS) 18% Tungsten

New grade T-1 high-speed steel with 18% tungsten content. For comparison, this steel is much harder than M-2 HSS which typically has 12% tungsten. Crafted on state-of-the-art equipment, each knife is ground, honed and individually hand-hammered to exacting tolerances. Many standard sizes available individually or in sets. Packaging: Bulk in flat tubes.



## HSS PLANER & JOINTER INDIVIDUAL KNIVES

### T-1 High-Speed Steel (HSS) 18% Tungsten

Sold each.

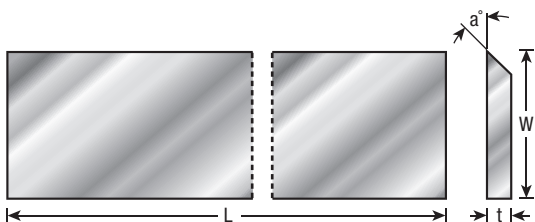
L	W	t	a°	Tool No.
15	1	1/8	45°	P 445
16	1	1/8	45°	P 442
20	1	1/8	45°	P 450
20	35mm	1/8	45°	P 455
24	1	1/8	45°	P 480
24	1-1/4	1/8	45°	P 490
24	35mm	1/8	45°	P 495
25	3/4	1/8	45°	P 560
25	1	1/8	45°	P 580
25	1-1/4	1/8	45°	P 590
25	35mm	1/8	45°	P 595
31	1	1/8	45°	P 650
31	1-1/4	1/8	45°	P 660
37	5/8	1/8	45°	P 700
37	3/4	1/8	45°	P 710
37	7/8	1/8	45°	P 715
37	1	1/8	45°	P 720
37	1-1/8	1/8	45°	P 726
37	1-1/4	1/8	45°	P 730
37	1-1/2	1/8	45°	P 772
37	1-3/4	1/8	45°	P 773
37	5/8	3/32	45°	P 740
37	3/4	3/32	45°	P 750
37	3/4	5/32	45°	P 712
37	1	5/32	45°	P 722
37	1-1/8	5/32	45°	P 762
37	1-1/4	5/32	45°	P 770
37	1-1/2	5/32	45°	P 774

### Metric Sizes

Sold each.

L	W	t	a°	Tool No.
10	30mm	1/8	45°	P 432
37	30mm	3mm	45°	P 727
37	30mm	1/8	45°	P 725
37	35mm	1/8	45°	P 735
400mm	30mm	3mm	45°	P 724
400mm	35mm	3mm	45°	P 732
500mm	35mm	3mm	45°	P 734
37	35mm	4mm	45°	P 736
1 meter	3/4	3mm	45°	P 460
1 meter	35mm	3mm	45°	P 458





## HSS PLANER & JOINER KNIFE SETS

**T-1 High-Speed Steel (HSS)**

**18% Tungsten**

L	W	t	a°	Knives Per Set	Tool No.
4	5/8	1/8	45°	3	P 100
4	3/4	1/8	45°	3	P 110
4-3/8	5/8	1/8	45°	3	P 130
6	5/8	1/8	45°	3	P 150
6	5/8	1/8	45°	4	P 160
6	3/4	1/8	45°	3	P 165
6	7/8	1/8	45°	3	P 170
6-1/16	5/8	3/32	45°	3	P 190
6-1/8	5/8	1/8	45°	3	P 220
6-1/8	3/4	1/8	45°	3	P 230
8	5/8	1/16	45°	4	P 250
8	5/8	1/8	45°	3	P 270
8	3/4	1/16	45°	3	P 280
8	3/4	1/8	45°	3	P 290
8	3/4	1/8	45°	4	P 294
8	7/8	1/8	45°	3	P 300
8	1	1/8	45°	3	P 310
8-1/16	5/8	3/32	45°	3	P 340
12	5/8	1/8	45°	3	P 360
12	3/4	1/8	45°	3	P 370
12	7/8	1/8	45°	3	P 380
12	1	1/8	45°	3	P 390
12	1-1/4	1/8	45°	3	P 395
12-1/4	3/4	1/8	45°	3	P 410
12-1/4	1	1/8	45°	3	P 420
12-1/2	7/8	1/8	45°	3	P 430
12-1/2	11/16	1/8	45°	3	P 431
13-1/8	5/8	1/8	45°	3	P 434
13-1/8	11/16	5/32	45°	3	P 440
16-1/4	1-1/4	5/32	45°	3	P 443
18	1-1/4	5/32	45°	3	P 444
18-1/8	1-1/8	5/32	45°	3	P 446
18-1/4	1-1/4	5/32	45°	3	P 448

### Metric Sizes

L	W	t	a°	Knives Per Set	Tool No.
100mm	30mm	3mm	45°	4	P 120
130mm	30mm	3mm	45°	4	P 140
150mm	30mm	3mm	45°	4	P 180
180mm	30mm	3mm	45°	4	P 240
230mm	30mm	3mm	45°	4	P 345

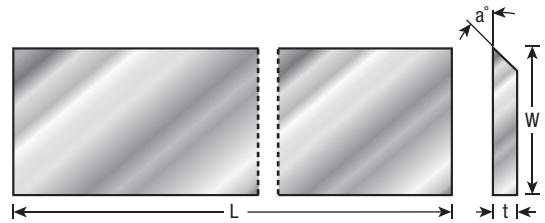
## PLANER & JOINTER KNIVES

### Solid Carbide

Ready to use: fully ground and honed solid carbide micro-grain planer & jointer knives. All knives are bevel-edged, and are perfectly parallel and flat, with no mounting holes or slots. Mirror finish, ground from 600 grit diamond wheels. Sold each.

L	W	t	a°	Tool No.
4	5/8	1/8	45°	PSC-100
4	3/4	1/8	45°	PSC-110
6	5/8	1/8	45°	PSC-120
6	3/4	1/8	45°	PSC-130
8	5/8	1/8	45°	PSC-140
8	3/4	1/8	45°	PSC-150
12	3/4	1/8	45°	PSC-160
12-1/2	3/4	.088	45°	PSC-170 *
15	1	1/8	45°	PSC-175

\* Double-sided (reversible) knives for Delta 12-1/2" planer, mode; #540.

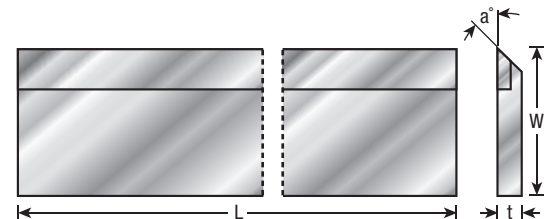


## PLANER & JOINTER KNIVES

### Carbide Tipped

An economical alternative to solid carbide knives. Longer tool life than standard HSS knives.

L	W	t	a°	Tool No.
4	3/4	1/8	45°	CTP-100
6	5/8	1/8	45°	CTP-110
6	3/4	1/8	45°	CTP-120
8	5/8	1/8	45°	CTP-130
8	3/4	1/8	45°	CTP-140
12	3/4	1/8	45°	CTP-150
15	3/4	1/8	45°	CTP-160
15	1	1/8	45°	CTP-170
20	1	1/8	45°	CTP-200



## PORTABLE PLANER KNIVES

### Solid Carbide


Solid carbide reversible knives designed for many popular 3-1/4" machines.

The ICK-100 (82mm) will fit many models by AEG, Bosch, Hitachi, Makita, Metabo, Ryobi, Skil, etc.

The ICK-200 (82.7mm) will fit many models by Black & Decker.

Includes one pair of 2-sided (reversible) knives.

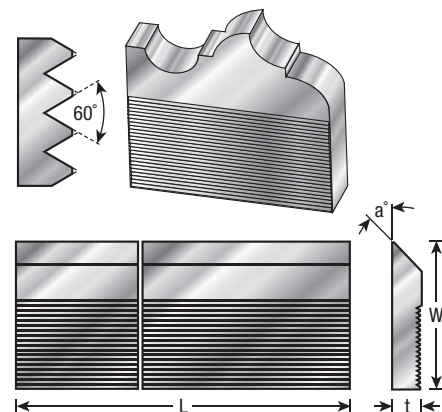
L	W	Thickness	Tool No.
82mm (3-1/4)	5.5mm	1.12mm	ICK-100
82.7mm (3-1/4)	5.5mm	1.12mm	ICK-200



## CORRUGATED BACK MOULDER STEEL

### M-2 High-Speed Steel (HSS)

L	W	a°	Tool No. t = 1/4"	Tool No. t = 5/16"
25	1-1/4	45°	CSK-100	CSK-300
25	1-1/2	45°	CSK-110	CSK-310
25	1-3/4	45°	CSK-120	CSK-320
25	2	45°	CSK-130	CSK-330
25	2-1/4	45°	CSK-140	CSK-340
25	2-1/2	45°	CSK-150	CSK-350
25	2-3/4	45°	CSK-160	CSK-360
25	3	45°	CSK-170	CSK-370





EVERY  
WOODWORKER  
SHOULD OWN  
ONE!

## DICUT™ LAMINATE CUTTER

### Carbide-Tipped

Quality craftsmanship in your work requires the highest quality in hand tools. Dicut™ is a precision cutting tool made with perfectly ground carbide edges for fast, accurate cutting and scoring of laminates, plastics, Plexiglas® and other materials. Tool features lightweight steel construction, special 'safety-grip' plastic coated handle, and carbide-tips that can be re-sharpened. Packaged in a colorful, attractive clamshell.

Useful for precision cutting of: Formica®, plastic, and Plexiglas®

#### Description

Dicut™ Laminate Cutter

#### Tool No.

20003



## SWIVEL DE-BURRING REAMER & SCRAPER

### Solid Carbide

Excellent general purpose shop tools for scraping, hole de-burring, etc. Both tools feature large ergonomically designed handles and solid carbide replaceable blades.

#### Description

Carbide Swivel De-Burring Reamer

#### Application

Laminate Trimming, "Safe-Edging",  
Hole De-Burring

#### Tool No.

20006

Replacement Blade For Above

—

20007

Carbide Hole Scraper

General Purpose

20008

Replacement Blade For Above

—

20009



## MAGNETIC KNIFE SETTER

### For Planers & Jointers

- Precise adjustments for leveling knives.
- Simple to use.
- Heavy duty magnets.
- Spring loaded magnetized ceramic stop.
- Works with size drums or knives.
- Includes wooden box with instructions.

#### Description

Universal Knife Setter

#### Tool No.

MKS-100



**A**

A-27-100 to A-27-116	270
A-28-100 to A-28-108	276
A-29-100 to A-29-108	275
A-30-100 to A-30-118	274
AB210	156
AMA-10	205
AMA-12	203
AMA-17	204
AMA-25 to AMA-50	205
AMS-209 to AMS-210	52

**B**

Bore – Dado – Bore-3	262
BTG-100	199
BTG-200	199
BU-100 to BU-530	261
BU-550 to BU-560	333
BU-561	328, 333
BU-562	333
BU-564	218, 333
BU-565 to BU-750	333
BU-900 to BU-910	334
BU-912 to BU-918	333
BU-920	334
BU-922 to BU-928	333
BU-930	334

**C**

C-001 to C-051	332
CO-100 to CO-254	202
CO-300 to CO-336	201
CSK-100 to CSK-370	337
CT016 to CT100	330
CT119	331
CTC10963 to CTC12903-5/8	238
CTP-100 to CTP-200	337

**D**

DP-300 to DP-304	219
DRB-200 to DRB-224	16
DRB-300-RH to DRB-304-LH	58
DRB-400	34, 35
DSS-100 to DSS-103	257
DT10601	246
DT10720 to DT10720-30	245
DT10721	247
DT10800 to DT10801-30	246
DT120T14 to DT120T14-20	247
DT120T20 to DT120T24	248
DT125T24	253, 254

DT125T24-22	254
DT125T24-45	251 to 254
DT125T24-45A	252, 254
DT12720 to DT12721-30	246
DT12840 to DT12840-30	245
DT12841 to DT12841-30	247
DT12960 to DT12961-30	246
DT12962	235
DT14108-30 to DT14841-30	246
DT14842	235
DT150T24-20 to DT150T36	254
DT160T36-45	252, 254
DT160T36-55	251 to 254
DT175T28-45 to DT175T28-45A	254
DT180T30-20 to DT180T30-45	251, 254
DT180T30-45A	254
DT180T30-55	252, 254
DT200T36-20	252 to 254
DT200T36-20A	252, 254
DT200T36-30	254
DT200T36-45	251, 253, 254
DT200T36-45A to DT200T36-45B	251, 254
DT200T36-65	251, 252, 254
DT200T36-65A	251, 252, 254
DT215T42-50	252, 254
DT220T640	244, 245
DT220T641	244, 251
DT220T643	244, 247
DT300T48-30 to DT300T48-50	254
DT305T480-30	253
DT305T481-30	251
DT305T600-30	253
DT305T601-30	252
DT305T601-75	251
DT305T721-80	252
DT350T721-30	252
DT355T540-30 to DT355T540-75	253
DT355T541-30 to DT355T541-75	251
DT355T720-30 to DT355T720-80	253
DT355T721-30	251, 252
DT355T721-60 to DT355T721-75	251
DT355T721-80	251, 252
DT370T721-30	252
DT380T601-60	251
DT380T721-60A to DT380T721-80	252
DT400T600-30 to DT400T600-75	253
DT400T601-30	252
DT400T601-75 to DT400T601-80	251
DT400T720-60 to DT400T720-80	253
DT400T721-2PH	252
DT400T721-30	251, 252
DT400T721-60	251
DT400T721-75	252

DT400T721-80	251, 252
DT420T721-60 to DT420T721-60A	251
DT430T720-30	253
DT430T721-30 to DT430T961-75	252
DT450T720-30	253
DT450T721-30	252
DT450T721-60 to DT450T721-75	251
DT450T721-80 to DT450T721-80A	252
DT460T721-30 to DT480T801-30	252
DT500T601-60A to DT500T721-60B	251
DT500T721-75 to DT500T721-75A	252
DT500T721-75B to DT500T721-80A	251
DT550T721-40	252
DT550T721-100B	251, 252
DT600T721-60	251

**E**

EB-351	215
EZ100-24-22 to EZ125-24-22	249
EZA-08 to EZA-14	249

**F**

FC-500 to FC-520	260
FO-079 to FO-700	226

**G**

GP-420	259
--------	-----

**H**

HCK-15	205
HCK-17	204
HCK-20 to HCK-25	205
HCK-30	206
HCK-34 to HCK-36	204
HCK-50	206
HCK-70	203
HG10480 to HG220T403	239
HG220T420	239, 244
HMA-12	203
HMA-25	205
HO-112 to HO-136	200
HRK-30 to HRK-50	206
HSS11001 to HSS11006	25

**I**

ICK-15 to ICK-25	205
ICK-30 to ICK-35RH	206
ICK-40	203
ICK-50	206
ICK-100 to ICK-200	337

**L**

LAM300T4 to LAM400T6	258
LB10801 to LB16121	242
LB220T641	242, 244
LB86401	242

**M**

MB10800 to MB16120	240
MB220T420	240, 244
MB86400	240
MDF-30	205
MFA-12	203
MFK-30	206
MKS-100	338
MR0100 to MR0114	56
MS10600 to MS15100	238
MSB1080 to MSB1296-30	241

**N**

NC-820	260
NRC-A01	139
NRC-A02 to NRC-A17	82, 139
NRC-A18 to NRC-A23	82
NRC-B51 to NRC-B55	83
NS-102	83
NS-106	82

**P**

P 100 to P 431	336
P 432	335
P 434 to P 440	336
P 442	335
P 443 to P 444	336
P 445	335
P 446 to P 448	336
P 450 to P 774	335
PC-620	260
PLC-100	222
PR1040 to PR1240	228
PS-100 to PS-500	222
PSC-100 to PSC-175	337

**R**

RA1024 to RA1648	244
RB-100 to RB-122	199
RB1020 to RB1628	229
RC-1000 to RC-1006	35
RC-1008 to RC-1014	41
RC-1024	9
RC-1025 to RC-1034	51
RC-1040 to RC-1072	50



RC-1075 to RC-1076.....	53	RCK-221.....	136	SC596.....	304, 305	<b>900-999</b>	
RC-1080 to RC-1088.....	9	RCK-230 to RCK-260.....	145	SC600.....	272	900 to 901.....	284
RC-1100 to RC-1109.....	50	RCK-360 to RCK-426.....	53	SC602.....	273	903 to 904.....	282
RC-1122 to RC-1126.....	61	RCK-480 to RCK-486.....	149	SC610 to SC615.....	270	905.....	272
RC-1130.....	136	REZ100 to REZ125.....	249	SC617.....	282	906.....	277
RC-1154 to RC-1166.....	9	RGB-200.....	199	SC618.....	287	911.....	282
RC-1230.....	33	RM-438 to RM-550.....	259	SC619.....	283	912 to 918.....	270
RC-2000.....	34, 35			SC620.....	288	919.....	334
RC-2062 to RC-2063.....	11	<b>S</b>		SC621.....	287	921.....	298
RC-2080 to RC-2166.....	10	SC300.....	283	SC624.....	276	922.....	303
RC-2180.....	11	SC400.....	311	SC626 to SC628.....	278	923.....	275
RC-2250.....	47	SC401.....	308	SC630.....	280	924.....	303
RC-2252.....	46	SC402.....	311	SC632.....	270	925.....	275
RC-2257 to RC-2258.....	47	SC403.....	310	SC634.....	273	926.....	276
RC-2300 to RC-2304.....	11	SC404.....	311	SC636.....	274	927.....	275
RC-2350.....	12	SC405.....	310	SC638.....	287	928.....	276
RC-2370.....	70	SC406.....	311	SC640 to SC642.....	292	929.....	275
RC-2380 to RC-2383.....	93	SC407.....	310	SC646 to SC648.....	277	930.....	276
RC-2400.....	33	SC408.....	312	SC650 to SC654.....	306	931.....	308
RC-2450 to RC-2454.....	147	SC410 to SC416.....	272	SC656.....	307	932.....	274
RC-2470.....	139	SC420.....	290	SC658.....	306	933.....	283
RC-2480 to RC-2486.....	148	SC422 to SC432.....	291	SC660 to SC668.....	279	938.....	292
RC-3100 to RC-3200.....	9	SC440 to SC441.....	294	SC671 to SC674.....	270	939.....	281
RC-3204 to RC-3307.....	10	SC442.....	295	SC680.....	272	940.....	300
RC-4000 to RC-4006.....	145	SC444.....	294	SC682.....	277	945.....	302
RC-4012 to RC-4014.....	144	SC445 to SC446.....	295	SC690 to SC694.....	307	948.....	270
RC-4022.....	132	SC450 to SC451.....	292	SCK-20.....	205	950.....	272
RC-4070.....	147	SC460.....	298	SCK-30 to SCK-50.....	206	951.....	273
RC-4100.....	145	SC462 to SC464.....	286	SCK-70.....	203	952.....	273
RC-4102.....	144	SC500 to SC506.....	311	SCS-1000 to SCS-1108.....	328	953 to 956.....	270
RC-4200 to RC-4204.....	12	SC508 to SC512.....	312	SMA-12.....	203	957.....	286
RC-45226.....	3, 97	SC514 to SC520.....	306	SRK-30 to SRK-50.....	206	958.....	278
RC-45711.....	97	SC522 to SC530.....	307	SS100T12 to SS200T36.....	250	959.....	274
RC-45910.....	62, 97	SC532 to SC536.....	276	STF-4.....	261	960 to 961.....	289
RC-47104.....	34, 97	SC540.....	294	<b>T</b>		962.....	279
RC-49104.....	79, 97	SC542 to SC548.....	295	TB10100 to TB10101.....	236	964.....	287
RC-49300.....	92, 97	SC550.....	294	TB10400.....	232	965 to 966.....	280
RC-49355 to RC-49360.....	94	SC553.....	296	TB10800 to TB10801.....	236	967.....	281
RC-49496 to RC-49504.....	72, 97	SC554.....	297	TB12480.....	232	968 to 969.....	288
RC-54111.....	97	SC555.....	296	TB12960 to TB14109.....	236	971 to 972.....	276
RCK-8.....	204	SC556.....	297	TB14540.....	232	973 to 974.....	275
RCK-15.....	203	SC557 to SC559.....	297	TB83400.....	232	975 to 976.....	281
RCK-18.....	204	SC560.....	298	TB86400 to TB86401.....	236	977.....	287
RCK-30.....	206	SC562 to SC564.....	299			980.....	310
RCK-32 to RCK-36.....	204	SC565.....	297	<b>W</b>		984 to 984-VC.....	308
RCK-50.....	206	SC570 to SC574.....	275	WB-40.....	328, 329	985.....	310
RCK-70 to RCK-73.....	203	SC580 to SC583.....	301	WR-100 to WR-104.....	202	985-VC.....	309
RCK-75.....	204	SC584 to SC585.....	302			986.....	310
RCK-151.....	206	SC586 to SC589.....	293	<b>250</b>		986-VC.....	309
RCK-200 to RCK-210.....	145	SC590.....	303	250-60.....	260	987.....	310
RCK-211 to RCK-219.....	136	SC592 to SC593.....	304			987-VC.....	309
RCK-220.....	145	SC594.....	305				

989 .....	310
991 to 993 .....	285
994 .....	300
998 to 999 .....	283

## 5000-6000

5000 to 5007 .....	198
5008 .....	198, 218
5009 .....	198
5010 .....	198, 328, 329
5011 to 5090 .....	198
6004 .....	193

## 20000

20003 to 20009 .....	338
20200 to 20212 .....	225
220T340 .....	231, 244
220T640 .....	236, 244
220T641 .....	234, 244

## 41000

41422 to 41448 .....	7
----------------------	---

## 42000

42420 to 42424 .....	22
----------------------	----

## 43000

43100 to 43112 .....	19
43200 to 43226 .....	5
43300 to 43304 .....	19
43414 to 43440 .....	5
43500 to 43616 .....	20
43700 to 43812 .....	6
43813 .....	45
43820 to 43850 .....	6

## 44000

44100 .....	22
-------------	----

## 45000

45100 to 45110 .....	2
45190 to 45202 .....	3
45203 .....	3, 8
45204 .....	3
45206 .....	3, 8
45208 to 45218S .....	3
45219 .....	8
45220 to 45222 .....	3
45223 .....	3, 8
45224 to 45230 .....	3
45231 .....	3, 8

45232 to 45251 .....	3
45256 .....	8
45260 .....	3
45270 .....	114
45300 .....	2
45302 .....	2, 173
45303 to 45314 .....	2
45360 to 45364 .....	32
45400 .....	3
45401 .....	4
45402 .....	3
45403 .....	4
45404 to 45406 .....	3
45408 to 45412 .....	4
45412-LH .....	7
45413 to 45414 .....	4
45414-LH .....	7
45414-PS .....	6
45415 to 45416 .....	4
45417 .....	8
45418 to 45420 .....	4
45420-LH .....	7
45420-PS .....	6
45422 .....	4
45422-LH .....	7
45422-PS .....	6
45424 .....	4
45425 .....	4, 8
45426 .....	4
45426-LH .....	7
45426-PS .....	6
45427 to 45430 .....	4
45431 .....	8
45432 to 45436 .....	4
45437 .....	4, 8
45438 to 45440 .....	4
45440-LH .....	7
45441 .....	4
45441-LH .....	7
45442 to 45444 .....	4
45445 .....	4, 8
45446 .....	4, 156
45446-LH .....	7
45447 to 45453-CNC .....	4
45454 to 45458 .....	5
45459 .....	4
45460 .....	32
45460-S .....	33, 129
45461 to 45462 .....	32
45462-S .....	33
45463 to 45464 .....	32
45464-S .....	33

45465 to 45468 .....	32
45469 to 45473 .....	115
45474-S .....	33
45475 .....	32
45475-S .....	33
45476 .....	115
45477 .....	4
45478 to 45479 .....	115
45480 to 45480-CNC .....	4
45481 .....	32, 129
45482, 45483, 45485 .....	32
45484 .....	33
45486 .....	4
45487 .....	32, 129
45488 .....	8
45489-S .....	33
45491 .....	32, 129
45494 .....	114
45495 to 45496 .....	33
45498 .....	8
45499 .....	32
45500 to 45505 .....	28
45506 to 45511 .....	23
45520 .....	25
45540 to 45544 .....	29
45550 to 45551 .....	32
45560 to 45567 .....	31
45570 to 45590 .....	30
45650 to 45652 .....	59
45660 to 45662 .....	58
45663 .....	129
45666 to 45667 .....	58
45668 to 45669 .....	129
45671 .....	58
45672 to 45678 .....	129
45700 to 45728-CNC .....	49
45729 .....	45
45730 to 45731 .....	54
45732 to 45732-CNC .....	49
45733 .....	54
45750 .....	55
45751 to 45770 .....	49
45771 to 45779 .....	54
45780 to 45783 .....	55
45784 .....	63
45788 to 45789 .....	57
45790 .....	121
45792 to 45794, 45798 .....	20
45796 .....	120
45800 to 45802 .....	112
45804 .....	113
45805 .....	112

45806 .....	113
45808 to 45809 .....	111
45810 .....	111, 114
45810-LH .....	114
45812 .....	111, 114
45812-LH to 45813-LH .....	114
45814 to 45818 .....	113
45820 .....	111
45822 to 45830-LH .....	112
45832 to 45835 .....	113
45837 to 45838 .....	111
45839 .....	114
45850 to 45860 .....	113
45880 to 45890 .....	115
45900 to 45928 .....	62
45930 to 45944 .....	63
45944-CNC .....	62
45946 .....	63
45946-CNC .....	62
45948 .....	63
45948-CNC .....	62
45949 .....	63
45950 .....	55
45960 to 45968 .....	61
45981 to 45992 .....	60

## 46000

46010 to 46014 .....	16
46020 to 46024 .....	15
46100 to 46108 .....	13
46110 to 46112 .....	21
46114 .....	14
46115 .....	13
46116 .....	14
46117 .....	13
46118 .....	14
46119 to 46121 .....	13
46124 to 46132 .....	17
46133 .....	21
46134 .....	17
46135 .....	21
46140 to 46168 .....	14
46170 to 46178 .....	15
46180 .....	15, 57
46182 .....	15
46184 .....	57
46186 to 46191 .....	15
46192 .....	40
46194 .....	15
46196 to 46197 .....	39
46200 to 46208 .....	13
46214 .....	14

46215.....	13	47170 to 47173.....	38	47745.....	33, 192	49557.....	109
46216.....	14	47174.....	38, 129	47746.....	193	49558.....	108
46217.....	13	47178 to 47179.....	39	47747.....	33, 192	49559.....	109
46218.....	14	47180 to 47184.....	36	47748.....	196	49560.....	108
46219 to 46221.....	13	47190 to 47194.....	40	47749.....	192	49561.....	109
46224 to 46234.....	17	47200 to 47304.....	41	47750.....	196	49562.....	160
46241 to 46263.....	14	47400 to 47504-L.....	42	47751 to 47753.....	192	49563.....	109
46296 to 46297.....	39	47511 to 47515.....	151	47754 to 47756.....	193	49570 to 49574.....	66
46300 to 46304.....	39, 166	47600 to 47604.....	117, 195	47757.....	332	49592 to 49622.....	73
46310.....	13	47606 to 47610.....	195	47758.....	193	49640 to 49642.....	101, 158
46311 to 46313.....	19	47611.....	29, 195	47759.....	192	49643 to 49663.....	158
46314 to 46320.....	13	47612.....	125, 160, 195	47760.....	193	49664 to 49666.....	101, 158
46332.....	19	47613.....	125	47762 to 47763.....	192	49667 to 49673.....	158
46341 to 46349.....	14	47614.....	29, 195	47764.....	196	49674 to 49676.....	101, 158
46350.....	15	47615 to 47616.....	29	47766 to 47769.....	194	49677.....	158
46351.....	14	47618.....	71, 195	47770 to 47772.....	192	49680 to 49686.....	101
46352.....	15	47620.....	119, 195	47800 to 47822.....	332	49700 to 49706.....	65
46353.....	14	47622.....	134, 195	<b>48000</b>		49706-CNC.....	67
46354 to 46356.....	15	47632.....	57			49708 to 49710.....	65
46357 to 46365.....	14	47700.....	192	48100 to 48102.....	59	49710-CNC.....	67
46367.....	15	47701.....	192, 193	<b>49000</b>		49720.....	65
46376 to 46388.....	63	47701-HP.....	192			49730 to 49734.....	71
46390 to 46392.....	17	47702.....	192, 193	49092 to 49122.....	79	<b>51000</b>	
46400 to 46404.....	39, 166	47703.....	193	49124 to 49126.....	80		
46410.....	13	47704.....	192, 193	49200 to 49207.....	81	51100.....	45
46411 to 46413.....	19	47705.....	193	49208 to 49214.....	77	51200 to 51206.....	43
46414 to 46420.....	13	47706.....	192, 193	49232.....	68	51300 to 51319.....	24
46430 to 46432.....	19	47706-HP.....	192			51320.....	24

47000

47090 to 47093.....	34	47709.....	194
47094 to 47097.....	37	47710.....	192
47100 to 47104.....	34	47711.....	193
47105.....	36	47712 to 47712-HP.....	192
47106 to 47108.....	34	47713.....	193
47109.....	36	47714 to 47715.....	192
47110.....	34	47716.....	193
47111.....	36	47718 to 47720.....	192
47112.....	34	47721.....	192, 193
47113.....	36	47722.....	193
47114.....	34	47723.....	192, 193
47115.....	36	47724.....	196
47116 to 47120.....	34	47725 to 47726.....	194
47124 to 47129.....	36	47727 to 47729.....	119, 194
47130.....	37	47730.....	196
47131.....	36	47731 to 47733.....	194
47134 to 47138.....	37	47734 to 47736.....	193
47140 to 47141.....	34	47737.....	194
47144.....	22	47738.....	192
47150 to 47154.....	36	47739 to 47740.....	196
47160 to 47162.....	40	47741 to 47743.....	192

**48000**

**48100 to 48102.....59**

49000

49092 to 49122.....	79
49124 to 49126.....	80
49200 to 49207.....	81
49208 to 49214.....	77
49232.....	68
49300 to 49302.....	92
49310.....	93
49340 to 49350.....	92
49360.....	94
49400 to 49408.....	69
49409.....	172
49410 to 49416.....	69
49440 to 49442.....	101, 158
49443.....	158
49492 to 49496.....	72
49498.....	72, 155
49499 to 49502.....	72
49503.....	75
49504 to 49506.....	72
49507.....	75
49508 to 49526.....	72
49528 to 49529.....	75
49530.....	138
49532.....	138, 219
49534.....	138, 143
49535 to 49538.....	138
49540 to 49554.....	108
49555.....	109
49556.....	108

51000

51100.....	45
51200 to 51206.....	43
51300 to 51319.....	24
51320.....	7
51321 to 51323.....	24
51324.....	7
51325 to 51327.....	24
51400.....	45
51402.....	26
51404 to 51405.....	18, 167
51406 to 51408.....	26
51410 to 51412.....	18, 167
51420 to 51432.....	27
51500.....	45
51502.....	26
51504 to 51505.....	18, 167
51506 to 51508.....	26
51510.....	18, 167
51512.....	18, 167
51520 to 51522.....	27
51530.....	84
51540 to 51576.....	76
51580 to 51590.....	84
51600.....	45
51706 to 51712.....	44

**53000**

53100 to 53106	117
53107	117, 118
53108 to 53206	117
53207	117, 119
53208 to 53410	117
53600	118, 152
53610	119
53630 to 53632	157
53800 to 53816	159
53820	160
53822 to 53828	159

**54000**

54100 to 54108	78
54110 to 54112	81
54113	140, 143
54114	81
54116 to 54117	140
54118 to 54119	141
54120	86
54121	141
54122 to 54126	86
54127	81
54128 to 54130	78
54131	151
54132	78
54133	153
54134 to 54135	78
54136 to 54142	85
54144 to 54150	80
54160 to 54162	77
54163	77, 152
54164 to 54172	77
54173 to 54175	151
54176	87
54180 to 54182	85
54186 to 54188	88
54190 to 54192	87
54198 to 54200	107
54204	104
54208	89
54210 to 54213	91
54216	88
54217	91
54218 to 54220	104
54221	142
54222 to 54224	105
54227 to 54229	142
54232	106
54234	105

54246	157
54250	104
54260	106
54262	110
54266	101, 106
54268 to 54269	110
54270 to 54274	124
54278	141
54286	106, 156
54288	106
54292	78
54294	91
54295	100
54296	89
54297 to 54299	99
54302 to 54308	90
54310 to 54314	155
54322 to 54324	89
54330 to 54332	90
54350 to 54356	100
54360	86
54400 to 54410	102
54412 to 54414	103
54520 to 54532	146

**55000**

55102 to 55103	224
55149	29
55170 to 55174	38
55178 to 55179	39
55200 to 55212	220
55220 to 55224	223
55230 to 55232	59
55234 to 55239	222
55248 to 55259	29
55260 to 55269	221
55282 to 55288	221
55290 to 55292	224
55298	221
55300 to 55304	160
55312 to 55314	42
55320 to 55330	127
55340 to 55343	126
55346	127
55350	135
55352	134
55353	125
55354	125, 134
55356	125, 134, 196
55357	71, 125, 134, 196
55358	196

55360 to 55362	150
55363 to 55366	196
55367	134, 196
55368	71, 125, 196
55369	119, 196
55370	135
55371	196
55380	135
55386 to 55387	121
55388	124
55389 to 55391	122
55392	120
55393 to 55395	122
55400 to 55401	125
55402	71, 119, 125, 134, 196
55403	196
55404	71, 119, 196
55407 to 55408	125
55410 to 55414	126
55420	134
55421	133
55422 to 55424	134
55426	153
55428	143
55430	134
55431	133
55432 to 55433	131
55434	134
55436 to 55439	131
55440	134
55441	133
55442 to 55452	134
55454 to 55456	128
55460 to 55464	137
55466 to 55468	123
55500 to 55510	116
55600 to 55610	220
55620 to 55628	221
55640 to 55642	212
55650	224

**56000**

56100	67
56108 to 56114	64
56116	68
56118 to 56122	67
56125 to 56128	66
56130 to 56140	64
56148 to 56150	65
56170	67
56172	67, 156

56174 to 56179-CNC	67
56200 to 56208	68
56210	68, 156

**57000**

57114 to 57117	167
57118 to 57120	162
57122 to 57126	170
57127	169
57128	170
57129	173
57130	170
57132	173
57136	168
57138 to 57141	164
57146	162
57147	164
57148	162
57149 to 57152	164
57153 to 57154	165
57155	165, 172
57156 to 57158	171
57159	165
57160	171
57161	173
57162	171
57165 to 57166	168
57168	171
57169	172
57170	163
57184 to 57187	34, 166
57190 to 57194	74, 163
57200	174
57202 to 57210	175
57214 to 57218	176
57220	177
57228 to 57230	180
57232	169
57238	177
57242 to 57246	178
57248 to 57254	179
57257	180
57258	177
57260	180

**58000**

58110	156
-------	-----

**59000**

59000 to 59702	218
----------------	-----



**61000**

61068 to 61216	329
61218	326
61220 to 61240	329
61241 to 61242	324
61244 to 61248	329
61249	330
61258	322
61260	324
61262	323
61264	322
61265	323, 324
61268	322
61270	321
61272 to 61275	325
61276 to 61290	320
61292 to 61293	319
61296 to 61297	322
61298	321
61303 to 61310	320
61330 to 61346	315
61350 to 61352	314
61354	315
61355 to 61358	317
61360 to 61364	316
61365	258
61366	316
61368	258
61370 to 61378	271
61384 to 61388	317
61411 to 61422	316
61450	323
61451	314
61452	323
61453 to 61459	314
61460	318
61461	314
61462 to 61465	318
61466	314
61467 to 61485	318
61600 to 61676	333

**62000**

62282	328
-------	-----

**67000**

67007	197
67008	197, 218
67010	223
67013 to 67080	197

67082	195
67083	197
67086	195
67087	197
67088 to 67089	195
67090 to 67097	197
67098	194
67099	197
67100	194
67101	195
67103	194
67109	197
67111	195
67115	197
67116	194
67117	197
67118 to 67125	195
67126	194
67128 to 67132	195
67134	197
67144	328, 329
67146	197
67153	328, 329
67176	197
67200 to 67206	195
67208	196
67220 to 67252	334
67254	271
67350 to 67800	95

**201000-202000**

201003 to 201105	208
202004 to 202090	209

**203000**

203011 to 203040	214
203132 to 203258	213
203260	214
203261 to 203286	213
203300	214
203301 to 203325	213
203350	214
203351 to 203405	213
203431	215
203751 to 203755	213

**204000-206000**

204003 to 204130	209
205005 to 205008	208
206005 to 206008	208

**215000-217000**

215005 to 215018	211
217005 to 217018	211

**301000**

301003 to 301105	208
------------------	-----

**302000-303000**

302004 to 302008	209
302010	217
302012 to 302100	209
302105 to 303105	217

**304000**

304003 to 304009	209
304010	217
304011 to 304100	209
304105	217
304111 to 304130	209

**305000**

305005 to 305008	208
305010 to 305105	217

**306000**

306005 to 306008	208
------------------	-----

**310000-365000**

310010 to 310105	217
313004 to 315010	210
315015 to 315018	211
315070 to 315090	210
315105 to 315108	211
316005 to 316012	212
317005 to 317018	211
358010 to 359105	217
363002 to 365050	216

**413000-463000**

413004 to 415090	210
416005 to 416012	212
420208 to 420998	215
424000 to 424006	223
463002 to 463045	216

**510000-596000**

510101 to 520121-30	243
575601 to 596001	243

**610000**

610200 to 610240	229
610300 to 610300-30	231
610301	230
610401	235
610504	232
610600 to 610600-30	233
610601 to 610601-30	235
610720	244
610721 to 610721-30	241
610800 to 610800-30	236
610800-TS	237
610801 to 610801-30	234
610801-TS	237

**612000-618000**

612240 to 612300-30	229
612360 to 612360-30	231
612401	230, 262
612401-70	230
612480 to 612480-30	231
612600 to 612600-30	233
612601 to 612601-30	235
612604	232
612720 to 612720-30	233
612721 to 612721-30	235
612841 to 612841-30	241
612960 to 612960-30	236
612960-TS	237
612961 to 612961-30	234
614108 to 614108-30	236
614108-TS	237
614109 to 614109-30	234
614280	229
614401 to 614401-70	230
614420 to 614540-30	231
614541	235
614704	232
614720 to 614720-30	233
614721 to 614721-30	235
614840	233
614841	235
614961	241
615100-TS	237
615480	232
616109	241
616128	236
616129	234
616320 to 616360-30	229
616480 to 616600-30	231
616804	232

616960.....	233
616961.....	235
618108 to 618108-30.....	233
618109 to 618109-30.....	235
618132.....	236
618133.....	234
618320.....	229
618540.....	231

## 620000

620120.....	233
620121.....	235
620360.....	229
620600.....	231

## 64F000-64RM000

64F000 to 64F006.....	328, 330
64F008 to 64F015.....	330
64F016 to 64F017.....	328, 330
64F018 to 64F095.....	330
64F096.....	328, 330
64F097.....	330
64F098 to 64F099.....	328, 330
64F100 to 64F177.....	331
64RM193 to 64RM599.....	331

## 651000

651010 to 651010-R.....	257
651030 to 651030-1.....	256
651210 to 651210-R.....	257
651230.....	256
651280 to 651880-AK.....	257

## 656000

656010 to 656010-R.....	257
656030.....	256

## 658000

658010 to 658020-R.....	257
658030 to 658040-1.....	256
658060 to 658060-1.....	255

## 65RM000

65RM127.....	331
--------------	-----

## 663000

663000 to 663010.....	248
-----------------------	-----

## 66F000-66RM000

66F001 to 66F012.....	331
66RM600.....	331

## 675000

675600.....	236
-------------	-----

## 683000-684000

683400.....	231
684004.....	232
684800.....	233
684801.....	235

## 686000

686400.....	236
686401 to 686401-30.....	234

## 692000-694000

692400 to 694000.....	231
694001.....	235
694004.....	232
696000.....	233

## 710000

710200.....	230
-------------	-----

## 712000

712240.....	230
712480.....	233
712601.....	234
712960.....	233
712961.....	234

## 714000

714280 to 714280-30.....	230
714540.....	233
714541 to 714841.....	234

## 716000

716320 to 716320-30.....	230
716600.....	233
716601.....	234
716800.....	233
716801.....	234
716960.....	233
716961.....	234

©2011 All rights reserved.

No part of this catalog may be reproduced without written consent of Amana Tool Corp.

The specifications, current at time of publication, are intended for reference purposes and are subject to change without notice.

Amana Tool® and Redefining Woodworking® are registered trademarks of Amana Tool Corporation.

Dicut™ 'DI-COUNT'™, Ditec™, Duo-Set™, Dynabit™, E-Z Change™, E-Z Dial™, Floor King™, In-Groove™, In-Tech™, Insert Bevel Trim™, Insert Superabbet, Jr™, Instile & Rail System™, No-File™, Nova™, Nova System™, Profile Pro™, Quadraset™, Presitge™, Super Plunge™, Superabbet™, Supertrim™, Ultra-Glide™, Ultratrim™, and Vari-Depth™, are trademarks of the Amana Tool® Corporation.

Altendorf® is a registered trademark of Wilhelm Altendorf GmbH & Co. KG. Alucobond® is a registered trademark of 3A Composites GmbH. Amerock® is a registered trademark of Newell Operating Company. ATI™ is a trademark of Advanced Technology Inc. Avonite® and Avonite Surfaces® are registered trademarks of Aristech Acrylics LLC. Castle® is a registered trademark of Castle, Incorporated. Crain™ is a trademark of Crain Cutter Co. Dibond® is a registered trademark of Alcan Composites USA Inc. DuPont®, Delrin®, Corian® and Teflon® are registered trademarks of E. I. du Pont de Nemours and Company. Formica®, DecoMetal® and Surell® are registered trademarks of The Diller Corporation. Fountainhead® is a registered trademark of Kohler Co. Hinge-Mate™ is a trademark of Hinge Mate. HOLZ HER® is a registered trademark of Holz-Her GmbH. Incra® is a registered trademark of Taylor Design Group, Inc. Keller™ is a trademark of Keller & Co. Lamello® is a registered trademark of Lamello AG. Leigh® is a registered trademark of Leigh Industries Ltd. Lexan® is a registered trademark for SABIC Innovative Plastics IP B.V. Lucite® is a registered trademark of the Lucite International Inc. Morten™ is a trademark of The Black & Decker Corporation. Norfield® is a registered trademark of Norfield Industries. Omnijig® and Delta® are registered trademarks of Chang Type Industrial Co., Ltd. Phillips® is a registered trademark of Phillips Screw Company Corporation. Plexiglas® is a registered trademark of the Arkema France. Porter-Cable® is a registered trademark of The Black & Decker Corporation. Roberts® is a registered trademark of Roberts Consolidated Industries, Inc. SCMI® is a registered trademark of SCM Group S.p.A. Striebig® is a registered trademark of Striebig AG Corporation. Torx® is a registered trademark of Acument Intellectual Properties, LLC. Trespa® is a registered trademark of Trespa International B.V. Wilsonart® and Gibraltar® are registered trademarks of Premark RWP Holdings Inc. Xanita® is a registered trademark of Sambendan Limited. Xanita LightBoard™, X-board™, X-board Plus™, and X-Board Lite™ are trademarks of Sambendan Limited.

Inch Decimals	Inch Fractions (x)						Millimeters					
	/64	/32	/16	/8	/4	/2	MM	1" + (x)	2" + (x)	3" + (x)	4" + (x)	5" + (x)
0.015625	1/64						0.397	25.400	50.800	76.200	101.600	127.000
0.031250		1/32					0.794	25.797	51.197	76.597	101.997	127.397
0.046875	3/64						1.191	26.194	51.595	76.994	102.394	127.794
0.062500			1/16				1.588	26.591	51.991	77.391	102.791	128.191
0.078125	5/64						1.984	26.988	52.388	77.788	103.188	128.588
0.093750		3/32					2.381	27.384	52.784	78.184	103.584	128.984
0.109375	7/64						2.778	27.781	53.181	78.581	103.981	129.381
0.125000				1/8			3.175	28.178	53.578	78.978	104.378	129.778
0.140625	9/64						3.572	28.575	53.975	79.375	104.775	130.175
0.156250		5/32					3.969	28.972	54.372	79.772	105.172	130.572
0.171875	11/64						4.366	29.369	54.769	80.169	105.569	130.969
0.187500			3/16				4.762	29.766	55.166	80.568	105.966	131.366
0.203125	13/64						5.159	30.162	55.562	80.962	106.362	131.762
0.218750		7/32					5.556	30.559	55.959	81.359	106.759	132.159
0.234375	15/64						5.953	30.956	56.356	81.756	107.156	132.556
0.250000					1/4		6.350	31.353	56.753	82.153	107.553	132.953
0.265625	17/64						6.747	31.750	57.150	82.550	107.950	133.350
0.281250		9/32					7.144	32.147	57.547	82.947	108.347	133.747
0.296875	19/64						7.541	32.544	57.944	83.344	108.744	134.144
0.312500			5/16				7.938	32.941	58.341	83.741	109.141	134.541
0.328125	21/64						8.334	33.338	58.738	84.138	109.538	134.938
0.343750		11/32					8.731	33.734	59.134	84.534	109.934	135.334
0.359375	23/64						9.128	34.131	59.531	84.931	110.331	135.731
0.375000				3/8			9.526	34.528	59.928	85.328	110.728	136.128
0.390625	25/64						9.922	34.925	60.325	85.725	111.125	136.525
0.406250		13/32					10.319	35.322	60.722	86.122	111.522	136.922
0.421875	27/64						10.716	35.719	61.119	86.519	111.919	137.319
0.437500			7/16				11.112	36.116	61.516	86.916	112.316	137.716
0.453125	29/64						11.509	36.512	61.912	87.312	112.712	138.112
0.468750		15/32					11.906	36.909	62.309	87.709	113.109	138.509
0.484375	31/64						12.303	37.306	62.706	88.106	113.506	138.906
0.500000						1/2	12.700	37.703	63.103	88.503	113.903	139.303
0.515625	33/64						13.097	63.500	63.897	88.900	114.300	139.700
0.531250		17/32					13.494	38.497	64.294	89.297	114.697	140.097
0.546875	35/64						13.891	38.894	64.691	89.694	115.094	140.494
0.562500			9/16				14.288	39.291	65.088	90.091	115.491	140.891
0.578125	37/64						14.684	39.688	65.484	90.488	115.888	141.288
0.593750		19/32					15.081	40.084	65.881	90.884	116.284	141.684
0.609375	39/64						15.478	40.481	66.278	91.281	116.681	142.081
0.625000				5/8			15.875	40.878	66.675	91.678	117.078	142.478
0.640625	41/64						16.272	41.275	67.072	92.075	117.475	142.875
0.656250		21/32					16.669	41.672	67.469	92.472	117.872	143.272
0.671875	43/64						17.066	42.069	67.866	92.869	118.269	143.669
0.687500			11/16				17.462	42.466	68.262	93.266	118.666	144.066
0.703125	45/64						17.859	42.862	68.659	93.662	119.062	144.462
0.718750		23/32					18.256	43.259	69.056	94.059	119.459	144.859
0.734375	47/64						18.653	43.656	69.453	94.456	119.856	145.256
0.750000					3/4		19.050	44.053	69.850	94.855	120.253	145.653
0.765625	49/64						19.447	44.450	70.247	95.250	120.650	146.050
0.781250		25/32					19.844	44.847	70.644	95.647	121.047	146.447
0.796875	51/64						20.241	45.244	71.041	96.044	121.444	146.844
0.812500			13/16				20.638	45.641	71.438	96.441	121.841	147.241
0.828125	53/64						21.034	46.038	71.834	96.838	122.238	147.638
0.843750		27/32					21.431	46.434	72.231	97.234	122.634	148.034
0.859375	55/64						21.828	46.831	72.628	97.631	123.031	148.431
0.875000				7/8			22.225	47.228	73.025	98.028	123.428	148.828
0.890625	57/64						22.622	47.625	73.422	98.425	123.825	149.225
0.906250		29/32					23.019	48.022	73.819	98.822	124.222	149.622
0.921875	59/64						23.416	48.419	74.216	99.219	124.619	150.019
0.937500			15/16				23.812	48.816	74.612	99.616	125.016	150.416
0.953125	61/64						24.209	49.212	75.009	100.012	125.412	150.812
0.968750		31/32					24.606	49.609	75.406	100.409	125.809	151.209
0.984375	63/64						25.003	50.000	75.803	100.806	126.206	151.606
								50.403	76.200	101.203	126.603	152.003



Visit our website [www.amanatool.com](http://www.amanatool.com) for

# WOODWORKING TIPS & TECHNIQUES

BY MASTER CRAFTSMAN & TEACHER

*Lonnie Bird*

I'm extremely proud to be associated with Amana Tool®. As a long-time woodworker with over thirty years of woodworking experience, I've tried nearly every brand of saw blade and router bit on the market. Amana makes the best.

Amana Tool® has many decades of experience producing only the finest saw blades, router bits, shaper cutters and other cutting tools. Like fine furniture, the difference between superior and average is always in the details. Amana uses only the finest steel and carbide available, and their manufacturing standards are second to none. Amana produces the broadest selection of tools that I've encountered. Regardless of the job at hand, when I peruse the pages of an Amana catalog I can find a tool to make the cut. In fact, Amana makes many unique tools that you won't find anywhere else.

With Amana tools in my shop, I'm able to produce my finest work, and you can too.

- *Lonnie Bird*



**ASK LONNIE**

[www.amanatool.com](http://www.amanatool.com)





### Amana Tool® / Headquarters

120 Carolyn Boulevard  
Farmingdale, New York 11735 USA

**Phone:** +1 (631) 752-1300

**Toll-Free Phone:** (800) 445-0077

**Fax:** +1 (631) 752-1674

**Toll Free Fax:** (877) 676-0077 (orders only)

**Email:** [tools@amanatool.com](mailto:tools@amanatool.com)

### Amana Tool® / West Coast

2030 Gillespie Way - Suite 109  
El Cajon, California 92020 USA

**Phone:** +1 (619) 596-8590

**Toll-Free Phone:** (800) 472-6226

**Fax:** +1 (619) 596-8599

**Toll Free Fax:** (888) 355-8599 (orders only)

[www.amanatool.com](http://www.amanatool.com)

Dealer

©2011 All rights reserved.

No part of this catalog may be reproduced without written consent of Amana Tool Corp.



7 38685 26112 5

FORM #AM-1-12